

Upper Arlington Community Center Feasibility Survey

Findings Report

...helping organizations make better decisions since 1982

2020

**Submitted to the Upper Arlington Community Center
Feasibility Task Force (Ohio)**

ETC Institute
725 W. Frontier Lane,
Olathe, Kansas
66061

April 2020





Contents

| | |
|-------------------------|----|
| Executive Summary | i |
| Charts and Graphs | 1 |
| Tabular Data | 26 |
| Survey Instrument | 71 |

Upper Arlington Community Center Feasibility Survey Executive Summary

Overview

ETC Institute administered a survey to explore the feasibility of developing a multi-generational community center in Upper Arlington. The data from this assessment will be used to determine the level of support residents have for the development of a community center facility.

Methodology

ETC Institute mailed a survey packet to a random sample of households in Upper Arlington. Each survey packet contained a cover letter, a copy of the survey, and a postage-paid return envelope. Residents who received the survey were given the option of returning the survey by mail or completing it online at www.UACommunityCenterSurvey.org.

Ten days after the surveys were mailed, ETC Institute sent emails to the households that received the survey to encourage participation. The emails contained a link to the online version of the survey to make it easy for residents to complete the survey. To prevent people who were not residents of Upper Arlington from participating, everyone who completed the survey online was required to enter their home address prior to submitting the survey. ETC Institute then matched the addresses that were entered online with the addresses that were originally selected for the random sample. If the address from a survey completed online did not match one of the addresses selected for the sample, the online survey was not counted.

The goal was to obtain completed surveys from at least 400 residents. The goal was exceeded with a total of 632 residents completing the survey. The overall results for the sample of 632 households have a precision of at least +/-3.9% at the 95% level of confidence.

This report contains the following:

- Charts showing the overall results of the survey (Section 1)
- Tabular data showing the overall results for all questions on the survey (Section 2)
- A copy of the survey instrument (Section 3)

The major findings of the survey are summarized below and on the following pages.

Community Center Features

- Sixty-six percent (66%) of respondents use indoor recreation, sports, fitness, meeting space, and/or aquatic facilities.
- The top potential features that respondents indicated they would use most frequent, based on the sum of “several times per week” and “a few times per month” responses among residents *who had an opinion*, were: weight room/cardiovascular equipment area (63%), indoor running/walking track (59%), aerobics/fitness/martial arts/dance space (49%), and lap lanes for exercise swimming (44%).
- Features that respondents indicated adults would use most often in the community center, based on the sum of respondents’ top four choices, were: weight room/cardiovascular equipment area (57%), indoor running/walking track (44%), and aerobics/fitness/martial arts/dance space (37%).
- Features that respondents indicated youth would use most often in the community center, based on the sum of respondents’ top four choices, were: leisure pool zero depth entry (21%), multipurpose courts (17%), rock climbing wall (14%), and unstructured indoor place space (14%).
- Most respondent households (80%) would use the community center for exercise and fitness. Sixty-seven percent (67%) of respondents would use the community center for classes and 62% would use the community center for aquatics.
- The highest level of agreement with various statements regarding a community center, based on the sum of “strongly agree” and “agree” responses among residents *who had an opinion*, were: a community center should generate revenue from user fees (79%), I believe a community center would boost property values in our community (71%), and it is valuable to have a community center (71%).

Membership/Fees

Respondents were asked how they would prefer to pay for membership and fees to a community center.

- 37% of respondents would prefer paying to use the community center with a monthly family pass
- 23% of respondents would prefer paying to use the community center with a monthly adult pass
- 14% of respondents would prefer paying to use the community center with a monthly senior center access only
- 7% of respondents would prefer to use the community center by pay per visit

Respondents were asked how much they would be willing to pay for various passes.

Monthly Family Pass

- 13% of respondents would be willing to pay \$125 or more per month
- 19% of respondents would be willing to pay \$100-\$124 per month
- 35% of respondents would be willing to pay \$75-\$99 per month
- 34% of respondents would be willing to pay less than \$75 per month

Monthly Couples Pass

- 5% of respondents would be willing to pay \$100 or more per month
- 20% of respondents would be willing to pay \$75-\$99 per month
- 45% of respondents would be willing to pay \$50-\$74 per month
- 30% of respondents would be willing to pay less than \$50 per month

Monthly Individual Pass

- 13% of respondents would be willing to pay \$50 or more per month
- 23% of respondents would be willing to pay \$40-\$49 per month
- 38% of respondents would be willing to pay \$30-\$39 per month
- 27% of respondents would be willing to pay less than \$30 per month

Monthly Senior Individual Pass

- 8% of respondents would be willing to pay \$50 or more per month
- 20% of respondents would be willing to pay \$40-\$49 per month
- 23% of respondents would be willing to pay \$30-\$39 per month
- 49% of respondents would be willing to pay less than \$30 per month

Daily Adult Fee

- 10% of respondents would be willing to pay \$10 or more per visit
- 13% of respondents would be willing to pay \$8-\$9 per visit
- 28% of respondents would be willing to pay \$6-\$7 per visit
- 50% of respondents would be willing to pay \$5 or less per visit

Daily Child Fee

- 18% of respondents would be willing to pay \$8 or more per visit
- 11% of respondents would be willing to pay \$7 per visit
- 2% of respondents would be willing to pay \$6 per visit
- 36% of respondents would be willing to pay \$5 per visit
- 33% of respondents would be willing to pay \$4 or less per visit

Support of Tax Increase

Sixty-five percent (65%) of respondents indicated they are “very supportive” of increasing taxes to support the construction of a community center. Fourteen percent (14%) of respondents are “somewhat supportive” of increasing taxes, 7% indicated they were “neutral,” 3% indicated they

were “somewhat unsupportive” and 10% were “not supportive at all” of the increase in taxes. Of the respondents that indicated they were unsupportive (13%) of increasing taxes to support the construction of a community center, over half (54%) indicated the reason was because their household would not use it and 51% indicated they are unsupportive because they don’t support using tax dollars.

Respondents were asked how strongly they would support increasing taxes for the construction of a community center that included the features most important to them and their household.

- 29% of respondents indicated they were “very supportive”
- 25% of respondents indicated they were “somewhat supportive”
- 12% of respondents indicated they were “neutral”
- 10% of respondents indicated they were “somewhat unsupportive”
- 23% of respondents indicated they were “not supportive at all”

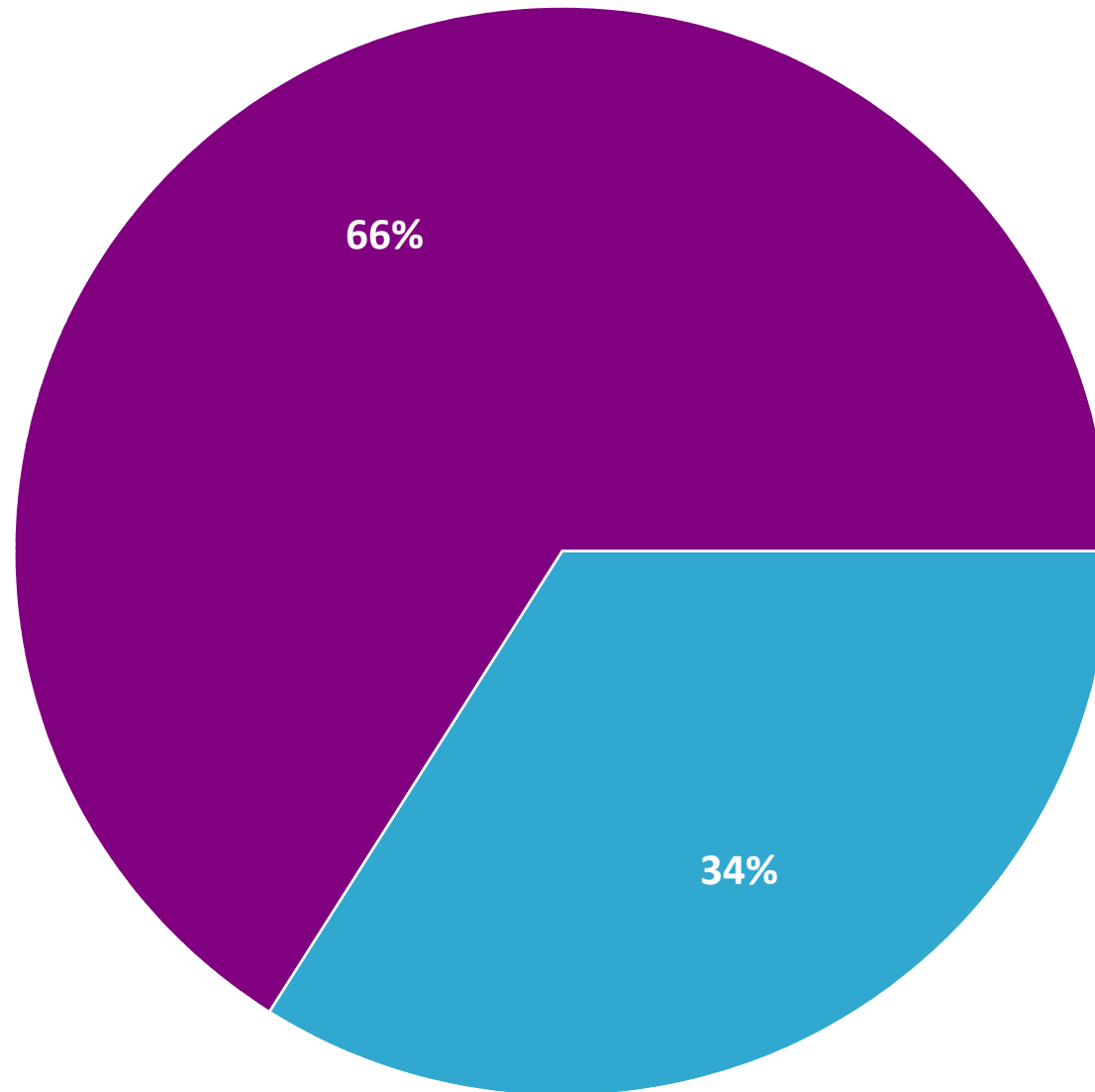
Respondents that indicated they were “somewhat unsupportive” (10%) or “not supportive at all” (23%), almost half (49%) indicated they are okay with the idea of a new community center, but do not want to pay higher taxes and 44% are not willing to pay more taxes to support a community center.

Section 1

Charts and Graphs

Q1. Are you or other members of your household currently using any INDOOR recreation, sports, fitness, meeting space or aquatic facilities?

by percentage of respondents

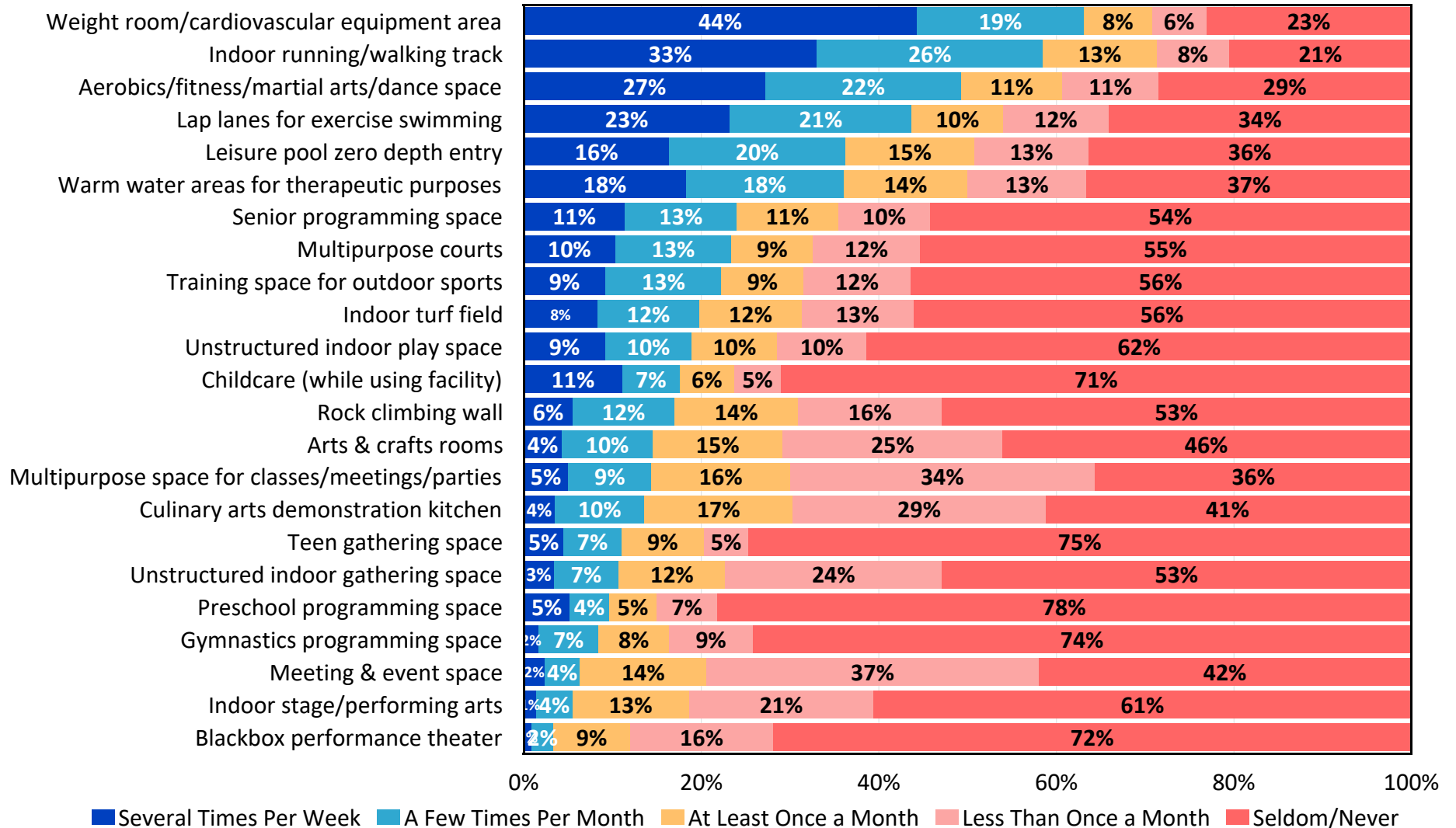


■ Yes ■ No

Source: ETC Institute (2020)

Q2. The City is considering developing a new multigenerational community center. Listed below are potential features that could be incorporated into the design of a multigenerational community center. For each one, please indicate approximately how often you and members of your household would use each of these features.

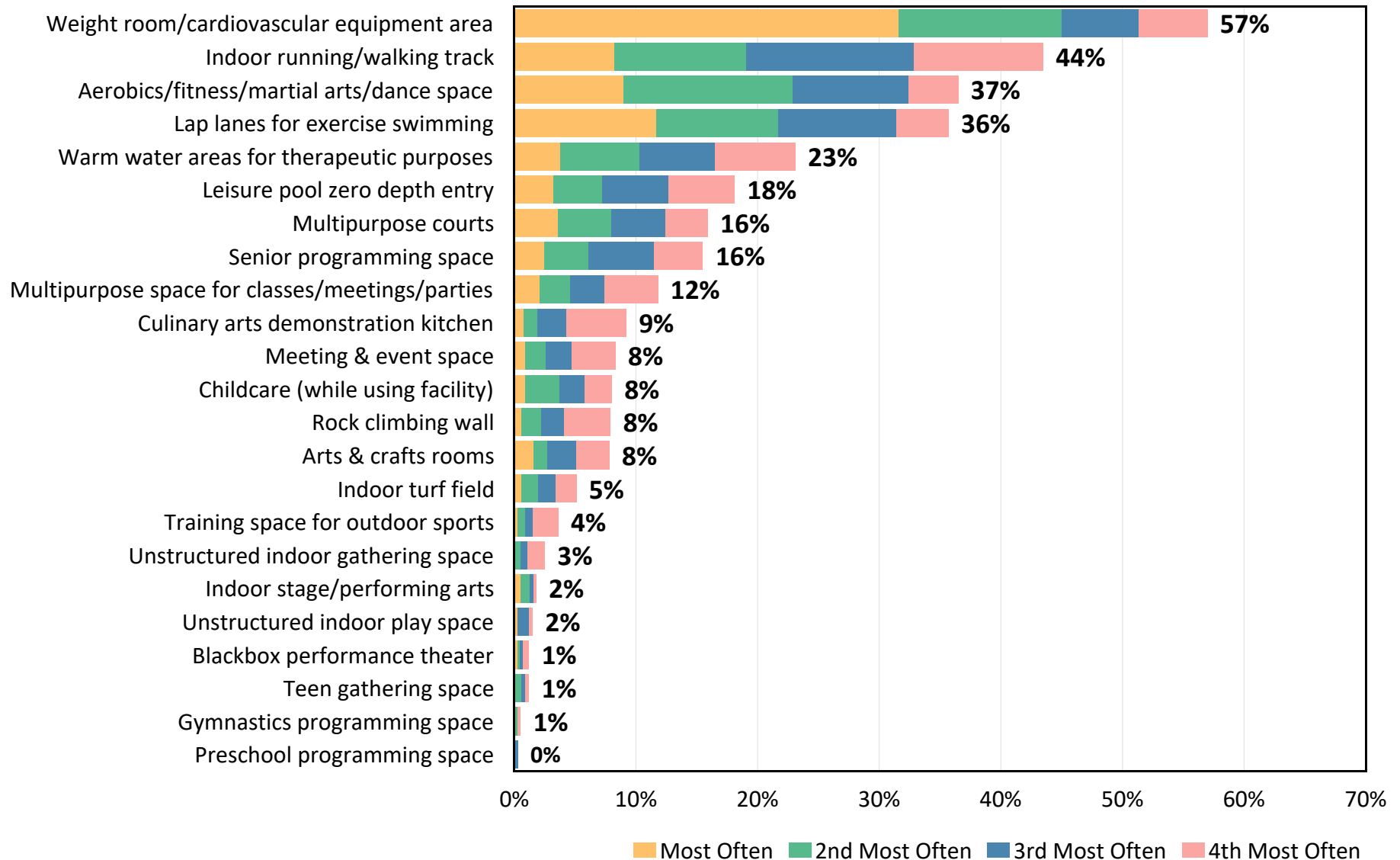
by percentage of respondents (without “not provided”)



Source: ETC Institute (2020)

Q3. Which **FOUR** of the features listed in Question 2 would **ADULTS** in your household age 19 or older use **MOST OFTEN** if they were included in a new multigenerational community center?

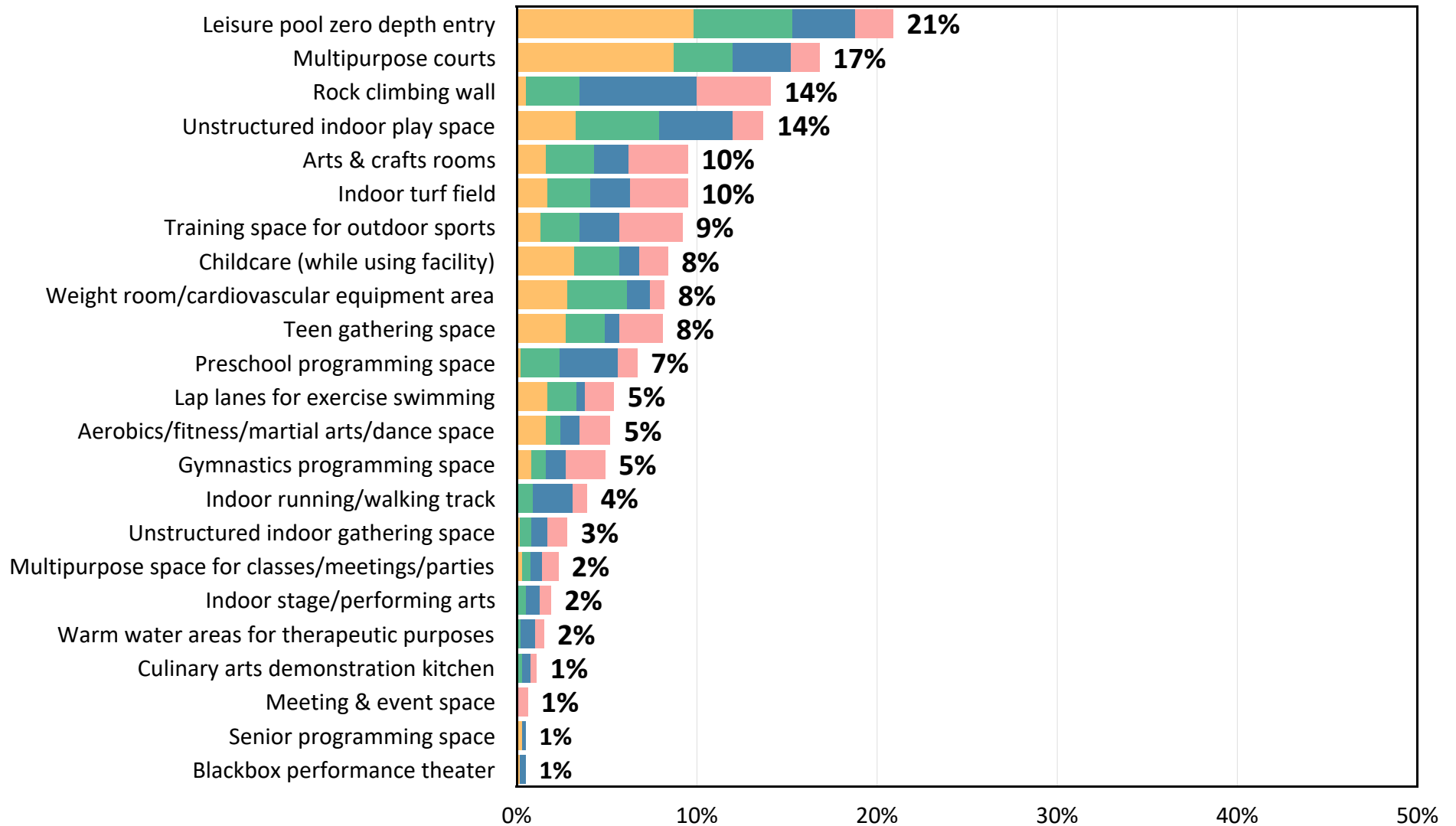
by percentage of respondents who selected the items as one of their top four choices



Source: ETC Institute (2020)

Q4. Which FOUR of the features listed in Question 2 would YOUTH in your household age 18 or younger use MOST OFTEN if they were included in a new multigenerational community center?

by percentage of respondents who selected the items as one of their top four choices

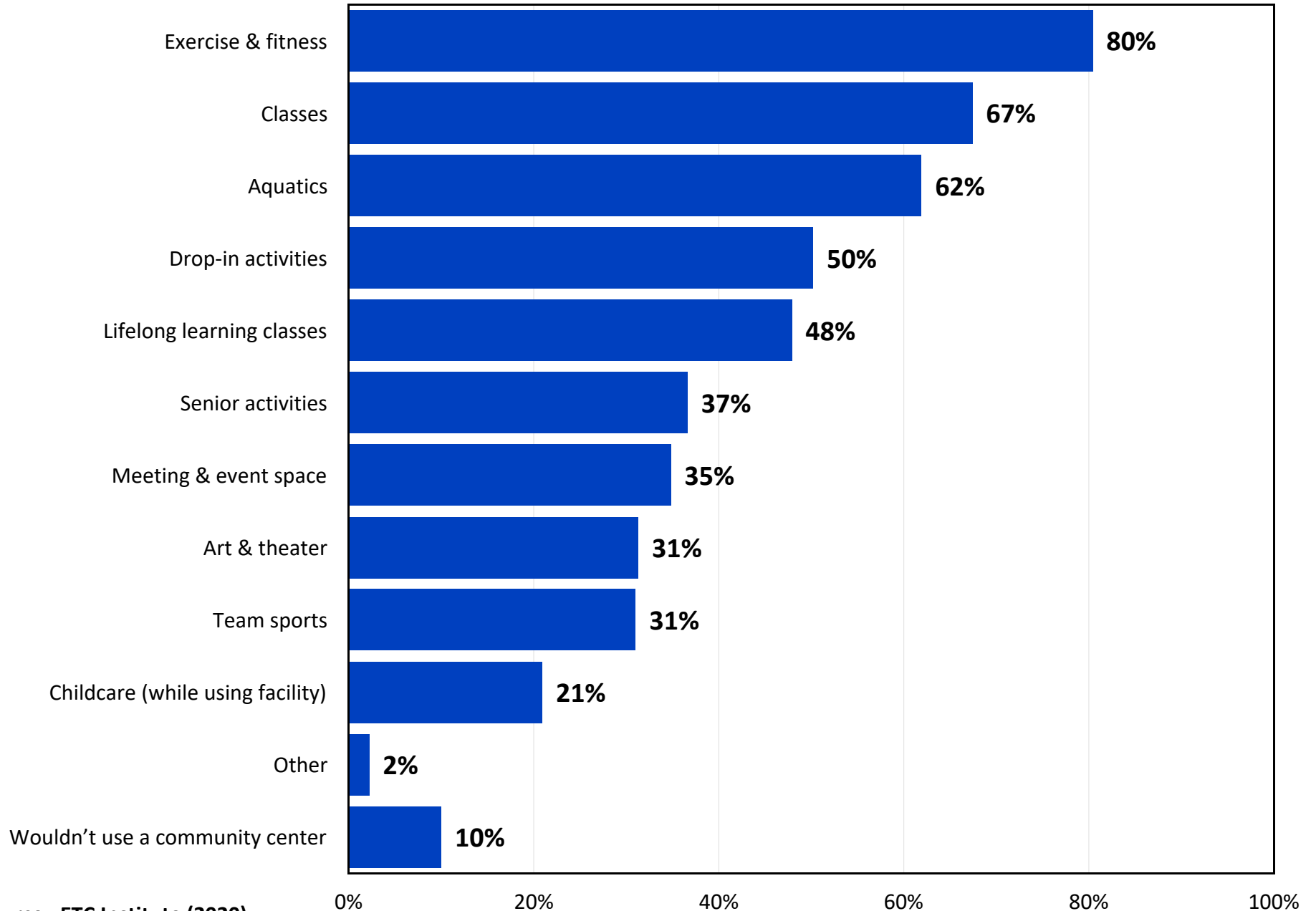


Source: ETC Institute (2020)

Most Often 2nd Most Often 3rd Most Often 4th Most Often

Q5. All activities your household would use at a community center

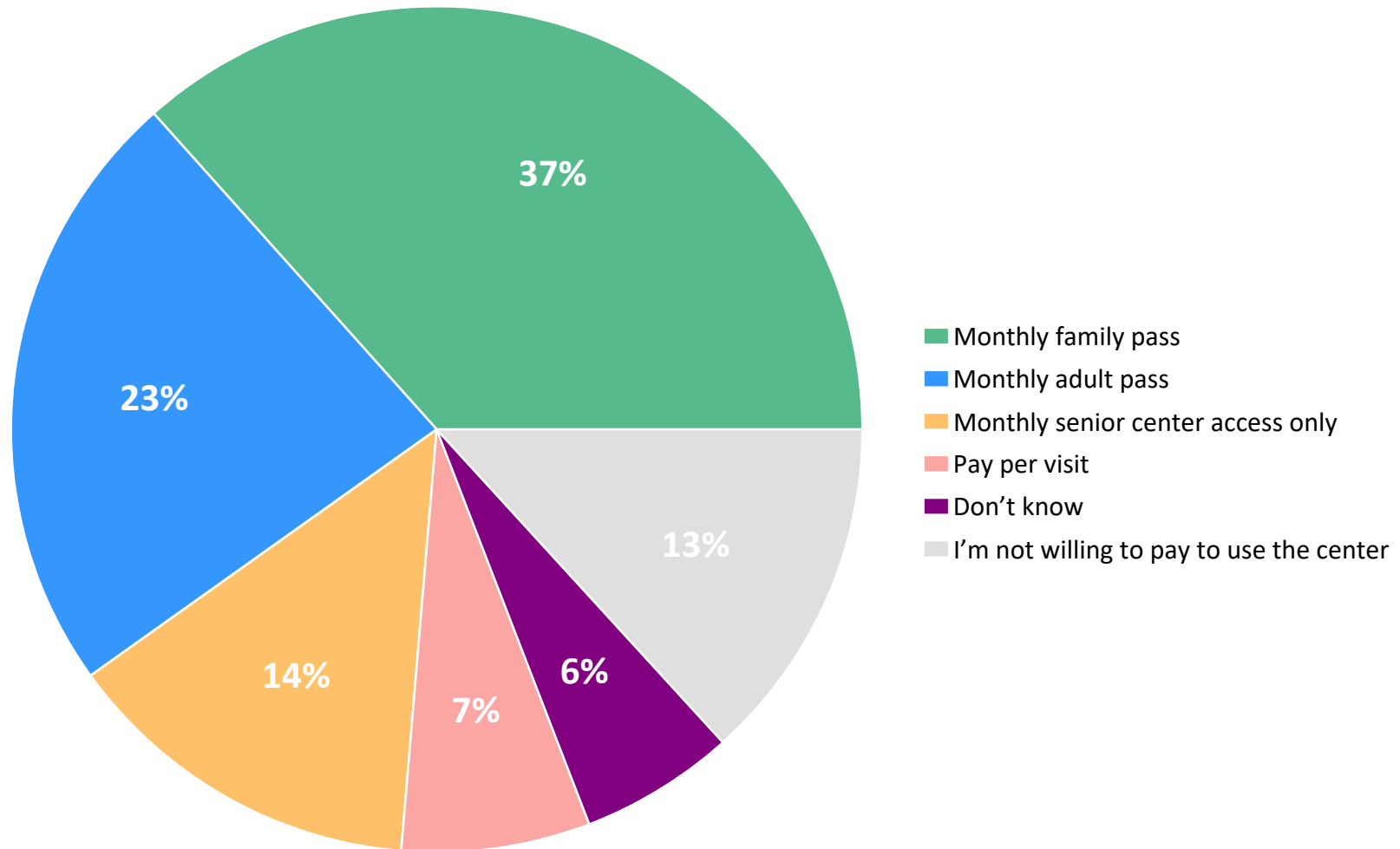
by percentage of respondents (multiple responses could be selected)



Source: ETC Institute (2020)

Q6. Much of the cost of operating a new multigenerational community center would need to be covered by user fees. Knowing this, which ONE of the following would be your preferred way of paying to use a multigenerational community center if it had the features you most prefer?

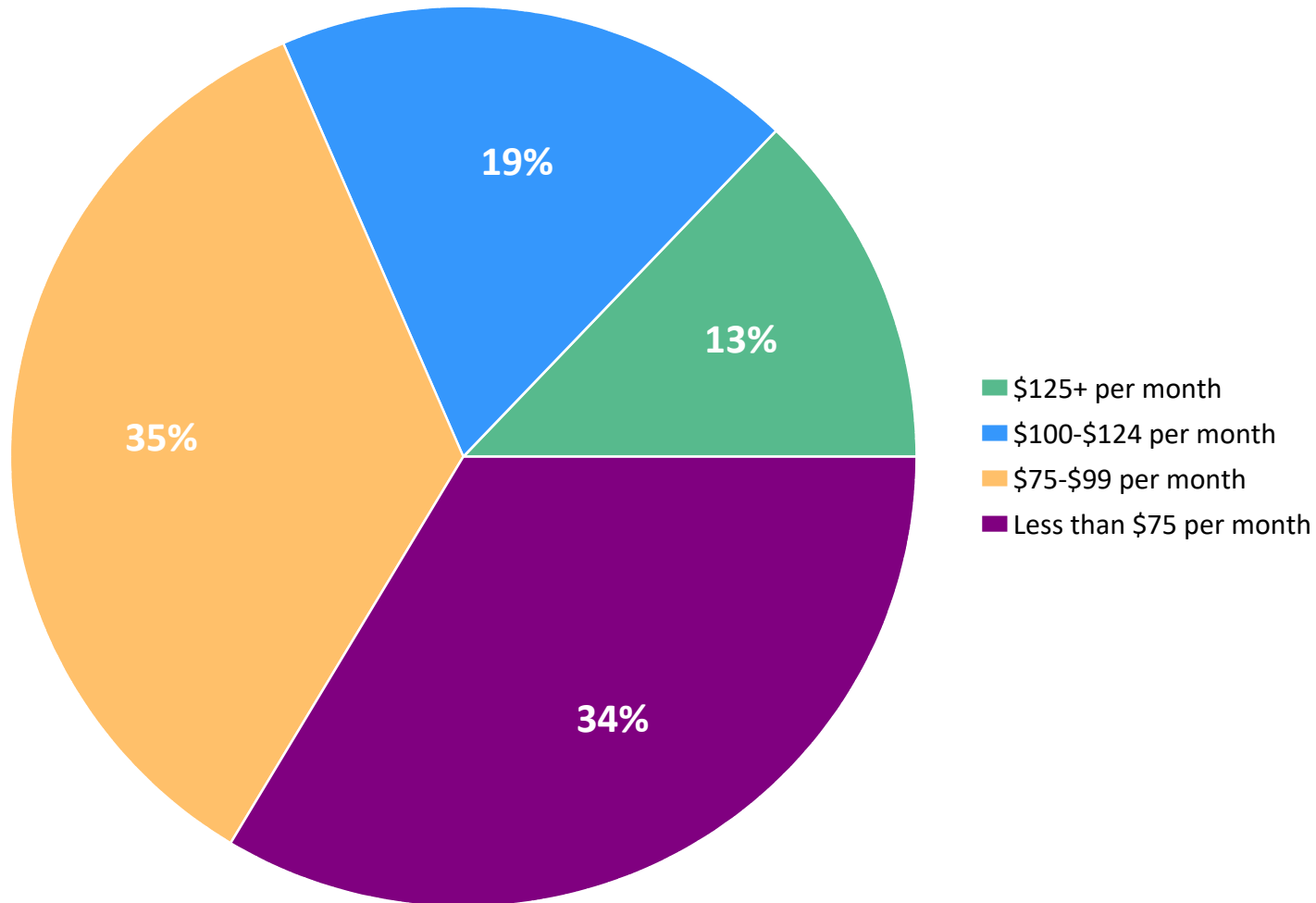
by percentage of respondents (without “not provided”)



Source: ETC Institute (2020)

Q6a. What is the **MAXIMUM** amount you would be willing to pay for a **MONTHLY FAMILY** pass (4 or more people) to use a new multigenerational community center if it had the features most important to your household?

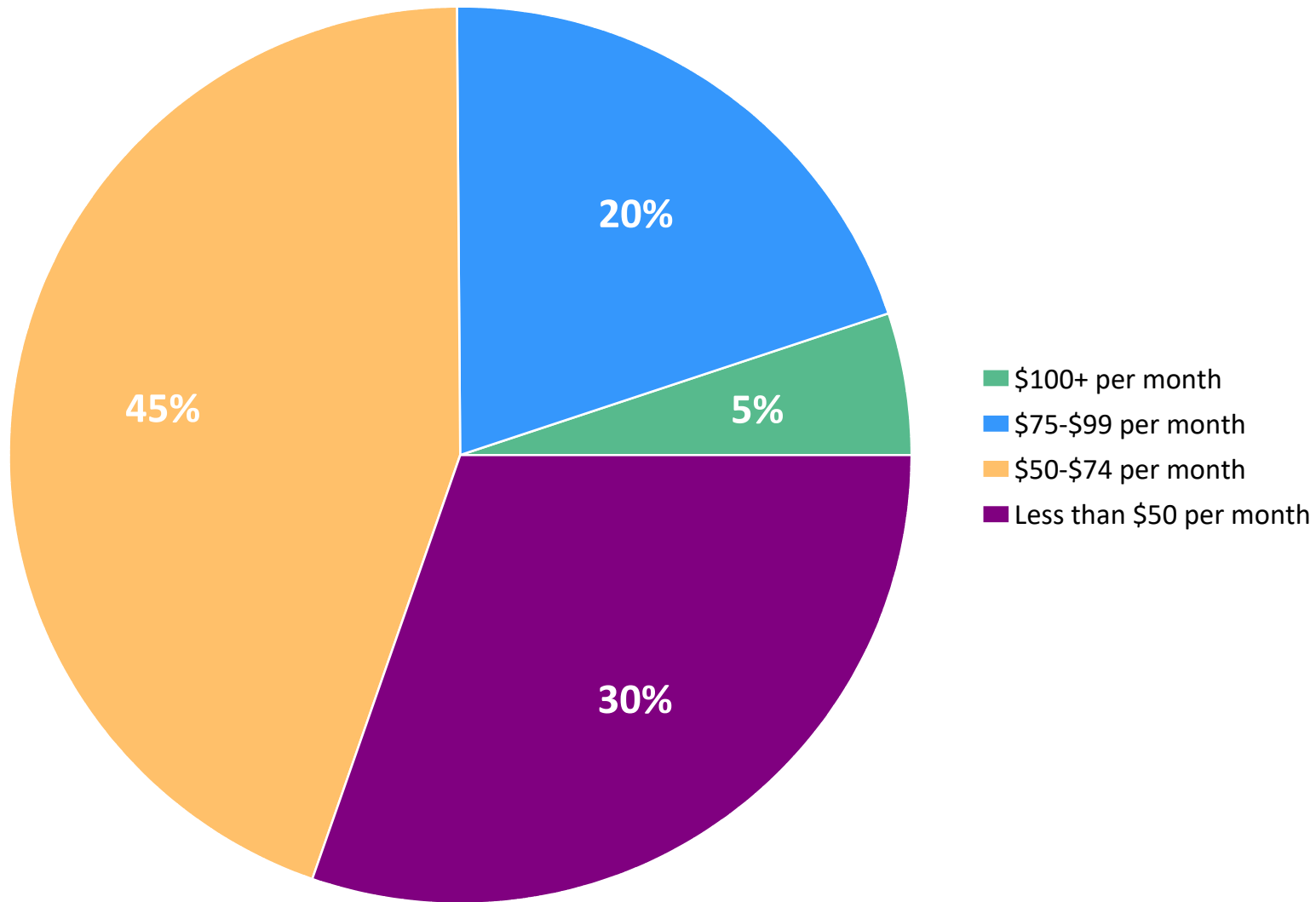
by percentage of respondents (without “not provided”)



Source: ETC Institute (2020)

Q6b. What is the MAXIMUM amount you would be willing to pay for a MONTHLY COUPLES pass to use a new multigenerational community center if it had the features most important to your household?

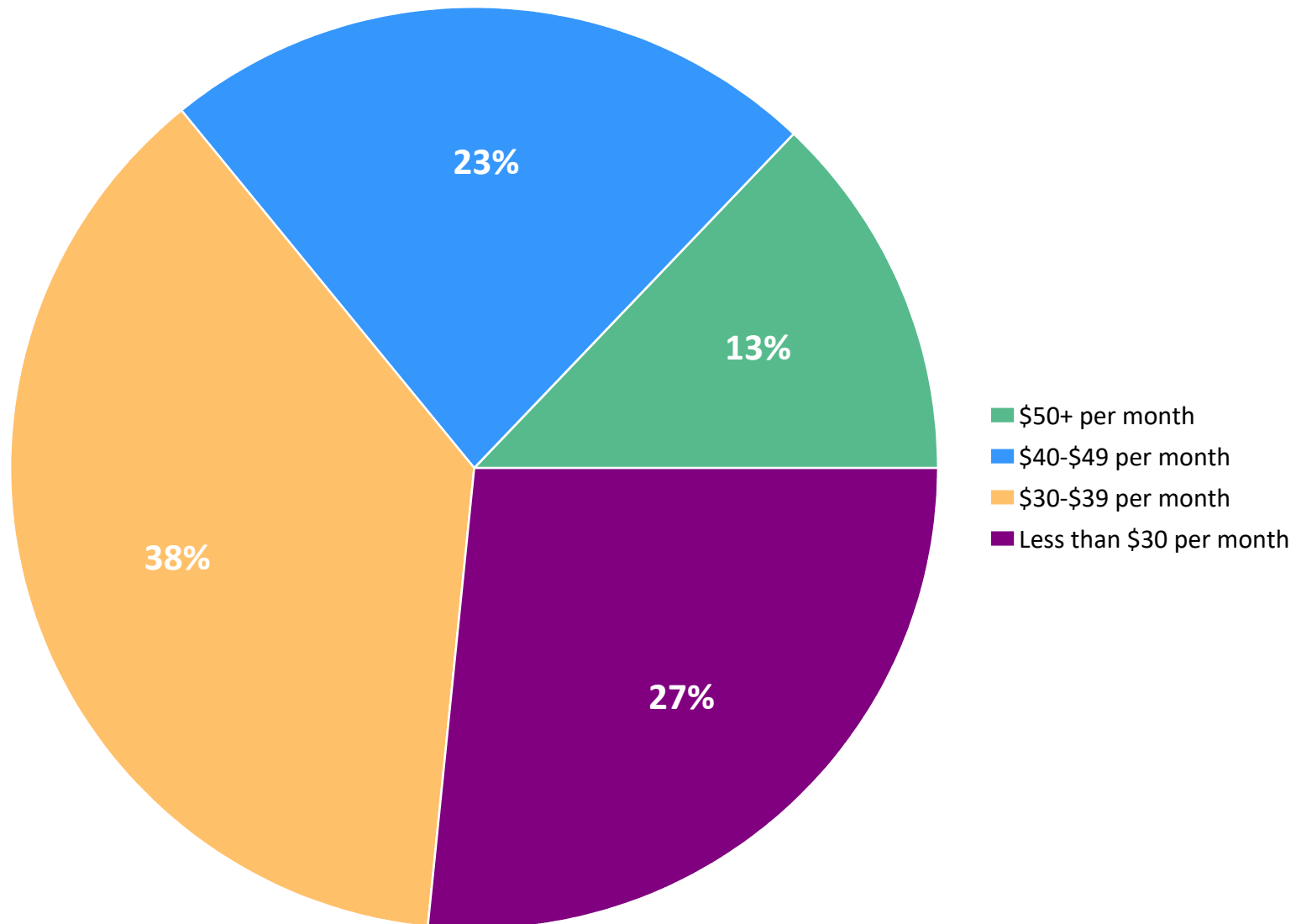
by percentage of respondents (without "not provided")



Source: ETC Institute (2020)

Q6c. What is the MAXIMUM amount you would be willing to pay for a MONTHLY INDIVIDUAL pass to use a new multigenerational community center if it had the features most important to your household?

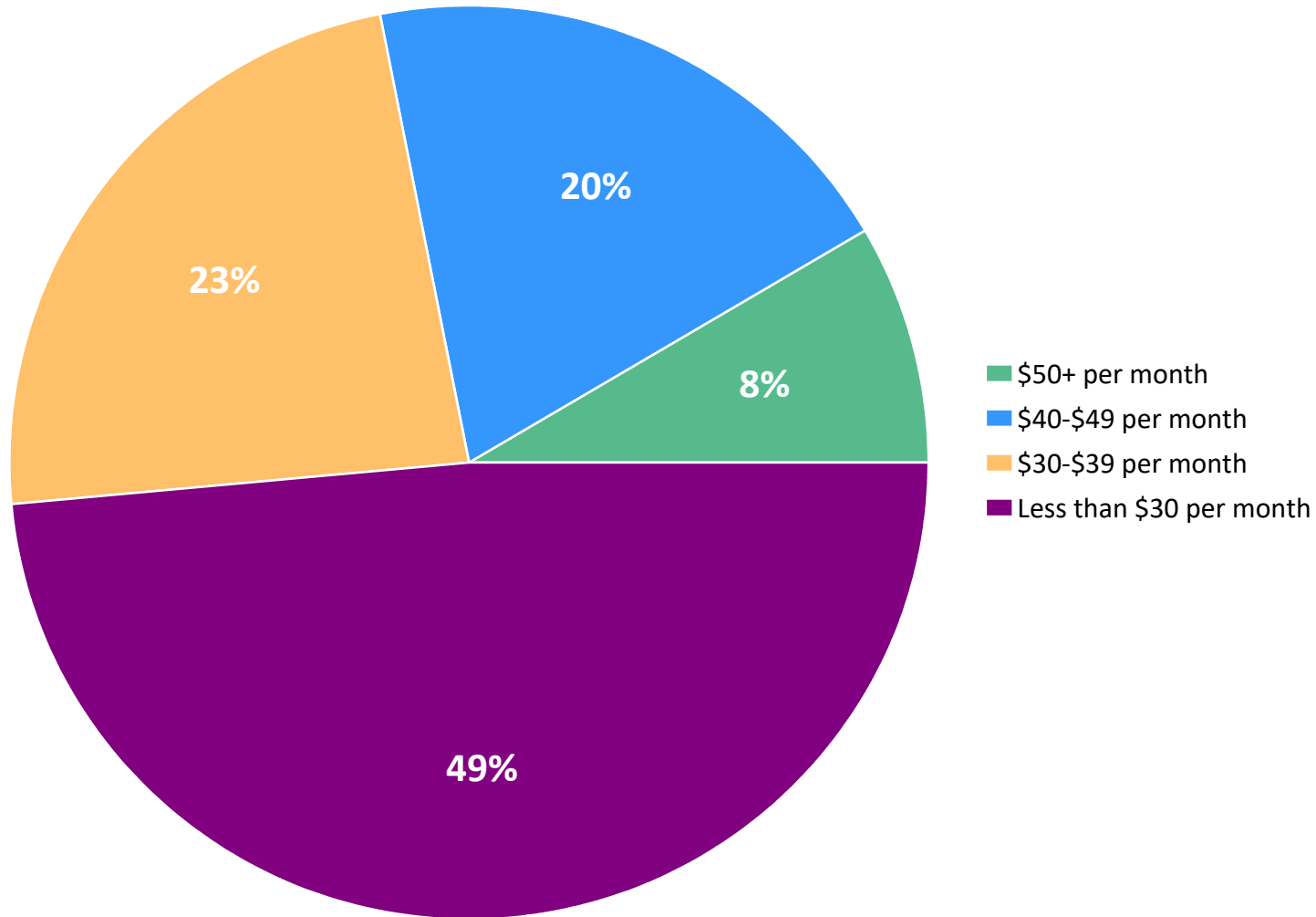
by percentage of respondents (without “not provided”)



Source: ETC Institute (2020)

Q6d. What is the MAXIMUM amount you would be willing to pay for a MONTHLY SENIOR INDIVIDUAL pass to use a new multigenerational community center if it had the features most important to your household?

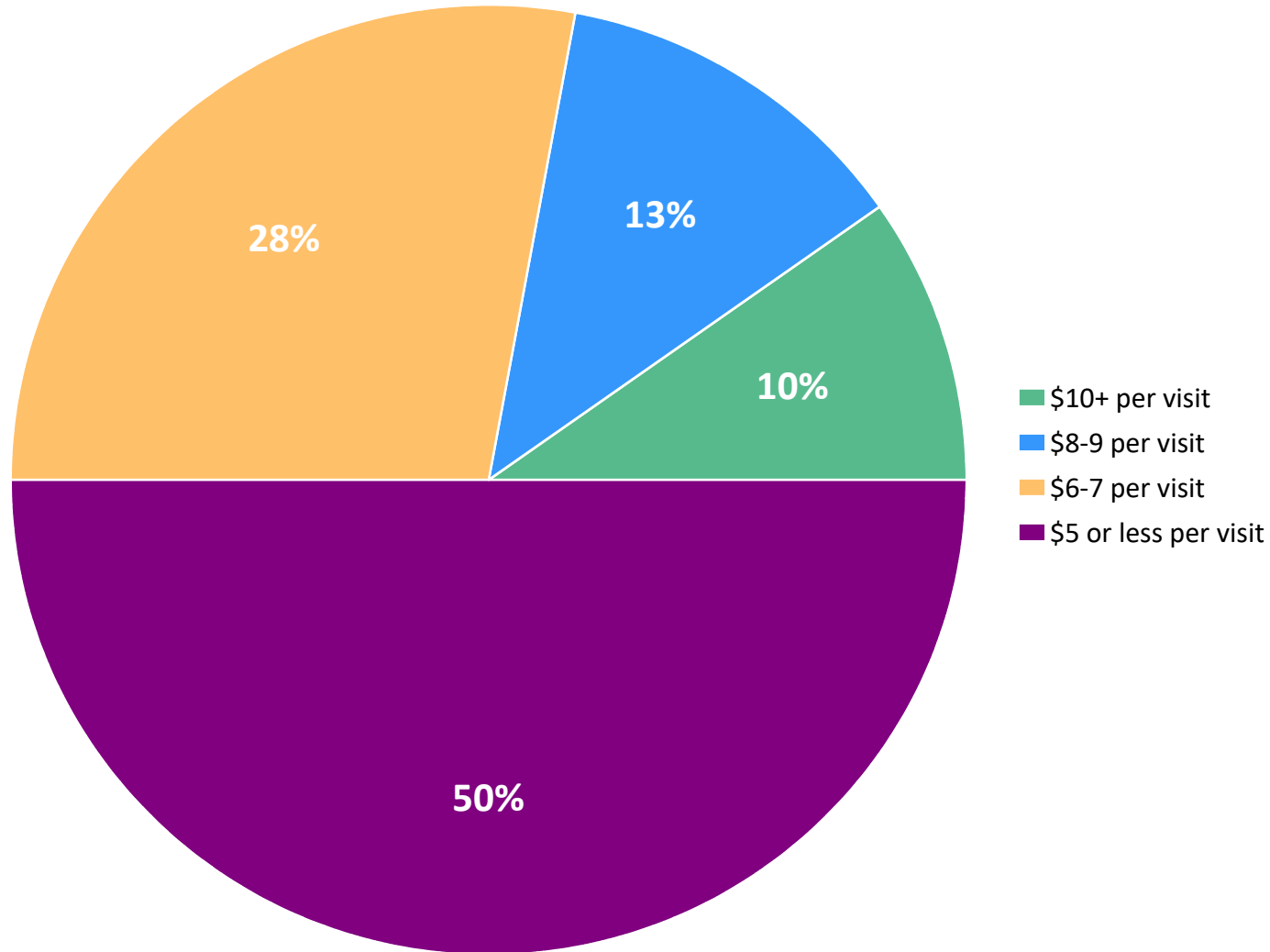
by percentage of respondents (without “not provided”)



Source: ETC Institute (2020)

Q6e. What is the MAXIMUM amount you would be willing to pay for a DAILY ADULT fee to use a new multigenerational community center if it had the features most important to your household?

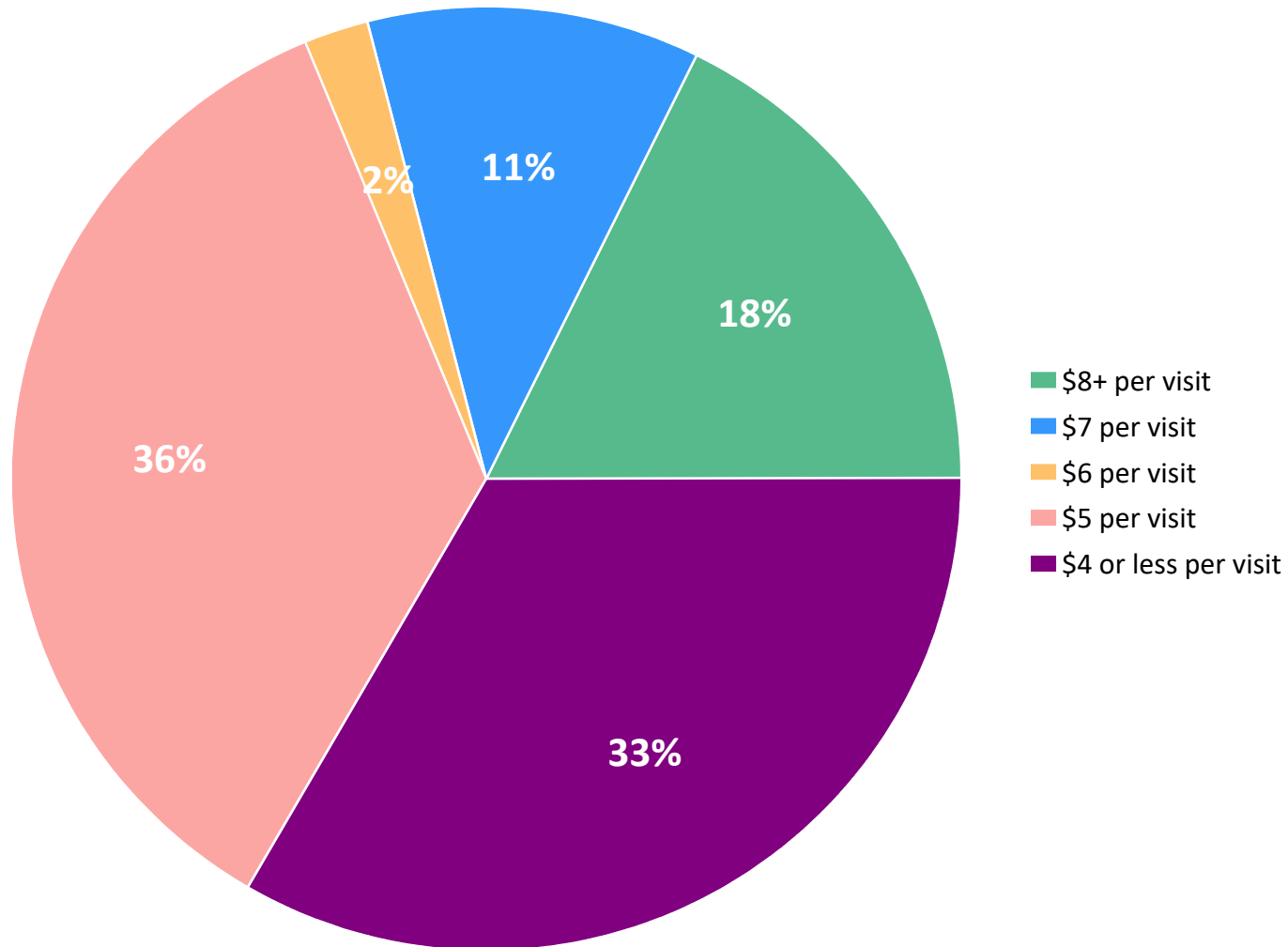
by percentage of respondents (without “not provided”)



Source: ETC Institute (2020)

Q6f. What is the MAXIMUM amount you would be willing to pay for a DAILY CHILD fee to use a new multigenerational community center if it had the features most important to your household?

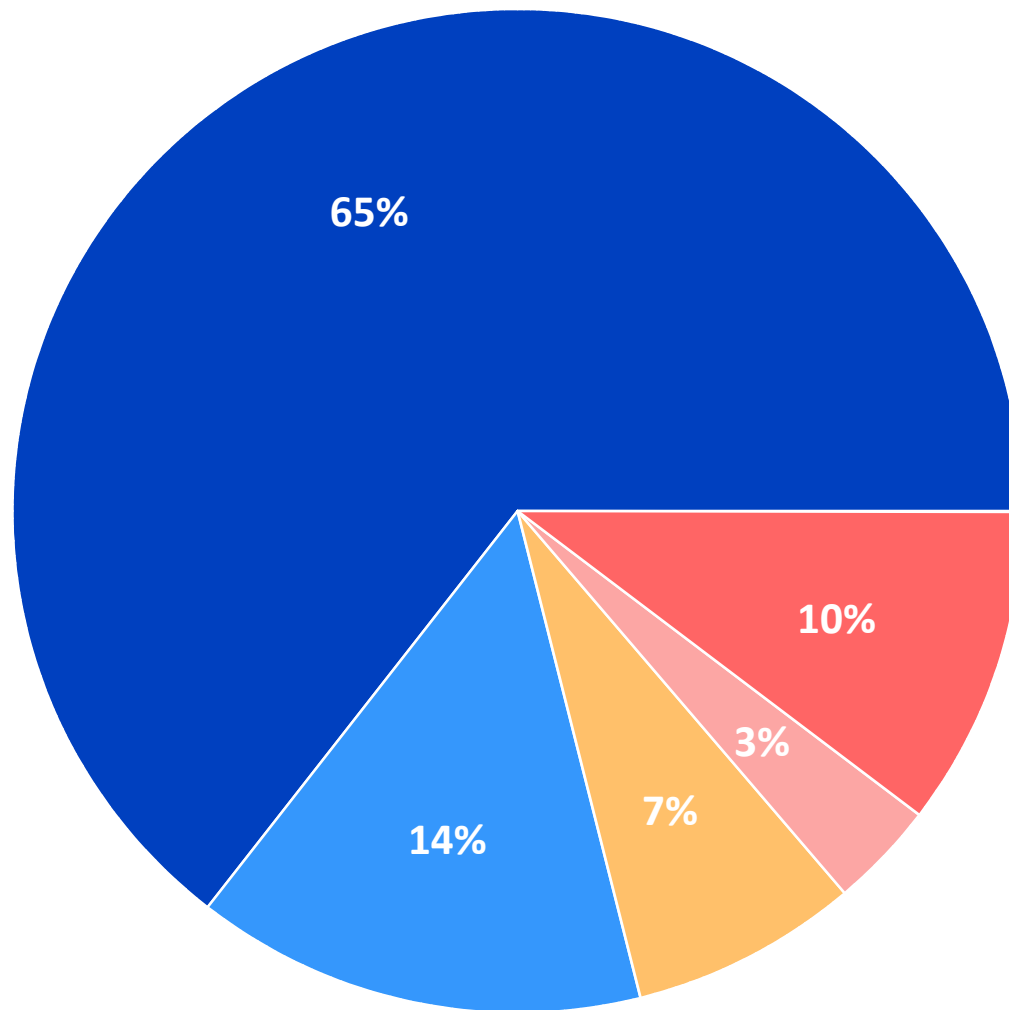
by percentage of respondents (without “not provided”)



Source: ETC Institute (2020)

Q7. How strongly would you support the construction of a community center that included the features most important to your household, if it could be accomplished without increasing taxes on residents?

by percentage of respondents (without “not provided”)

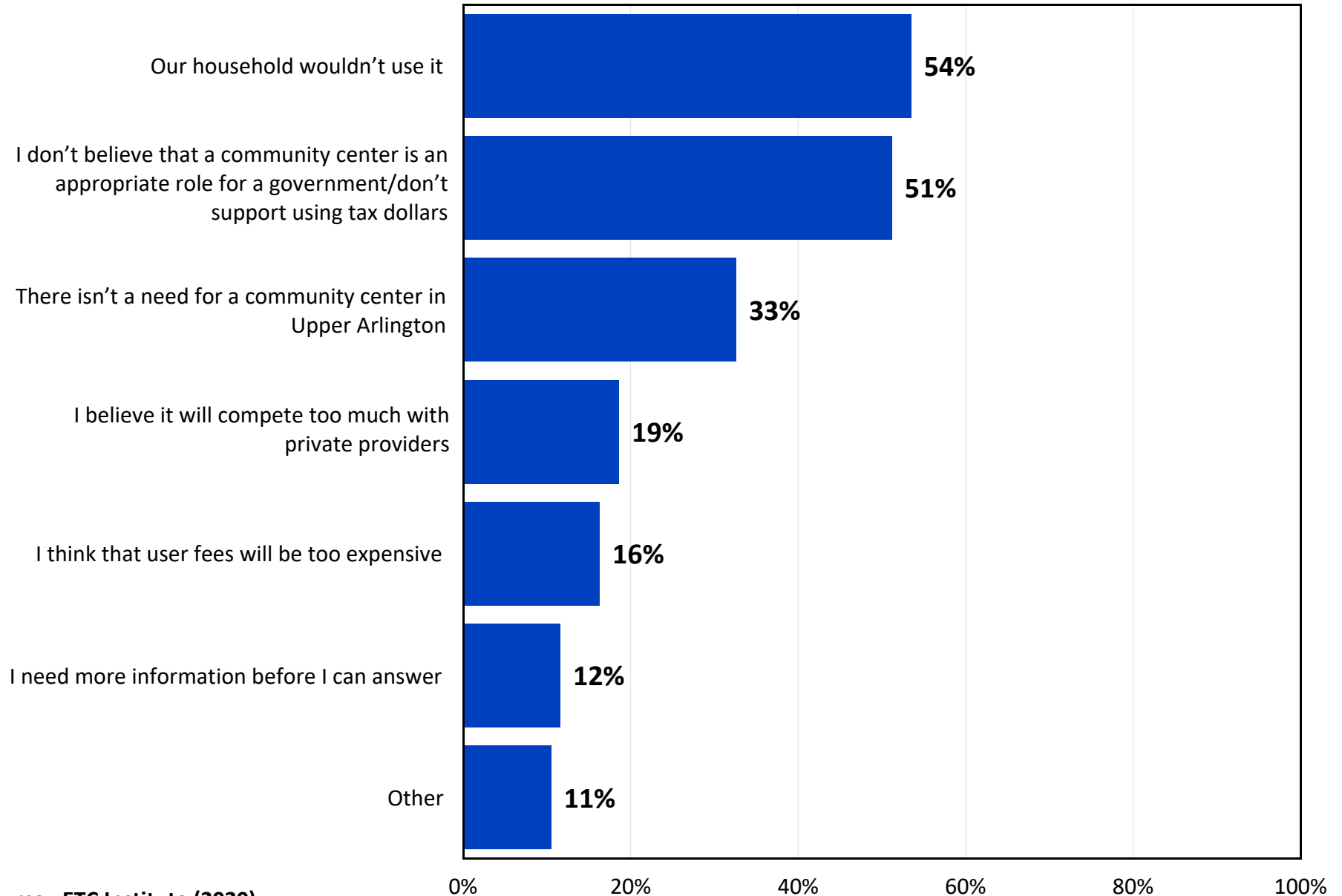


■ Very Supportive ■ Somewhat Supportive ■ Neutral ■ Somewhat Unsupportive ■ Not Supportive At All

Source: ETC Institute (2020)

Q7a. If you answered "Somewhat Unsupportive" or "Not Supportive at All" to Question 7, please indicate why you answered this way.

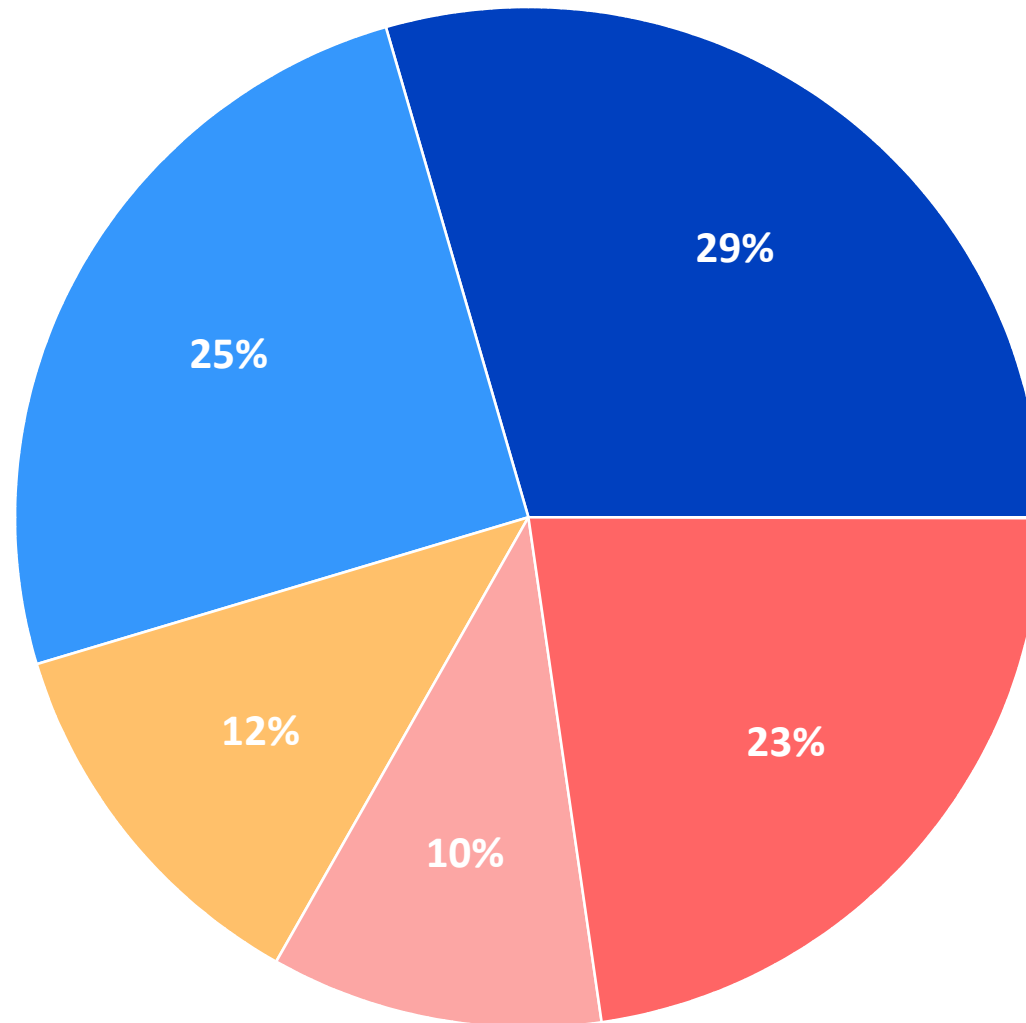
by percentage of respondents (multiple responses could be selected)



Source: ETC Institute (2020)

Q8. How strongly would you support the construction of a community center that included the features most important to your household, if it required increasing taxes?

by percentage of respondents (without “not provided”)

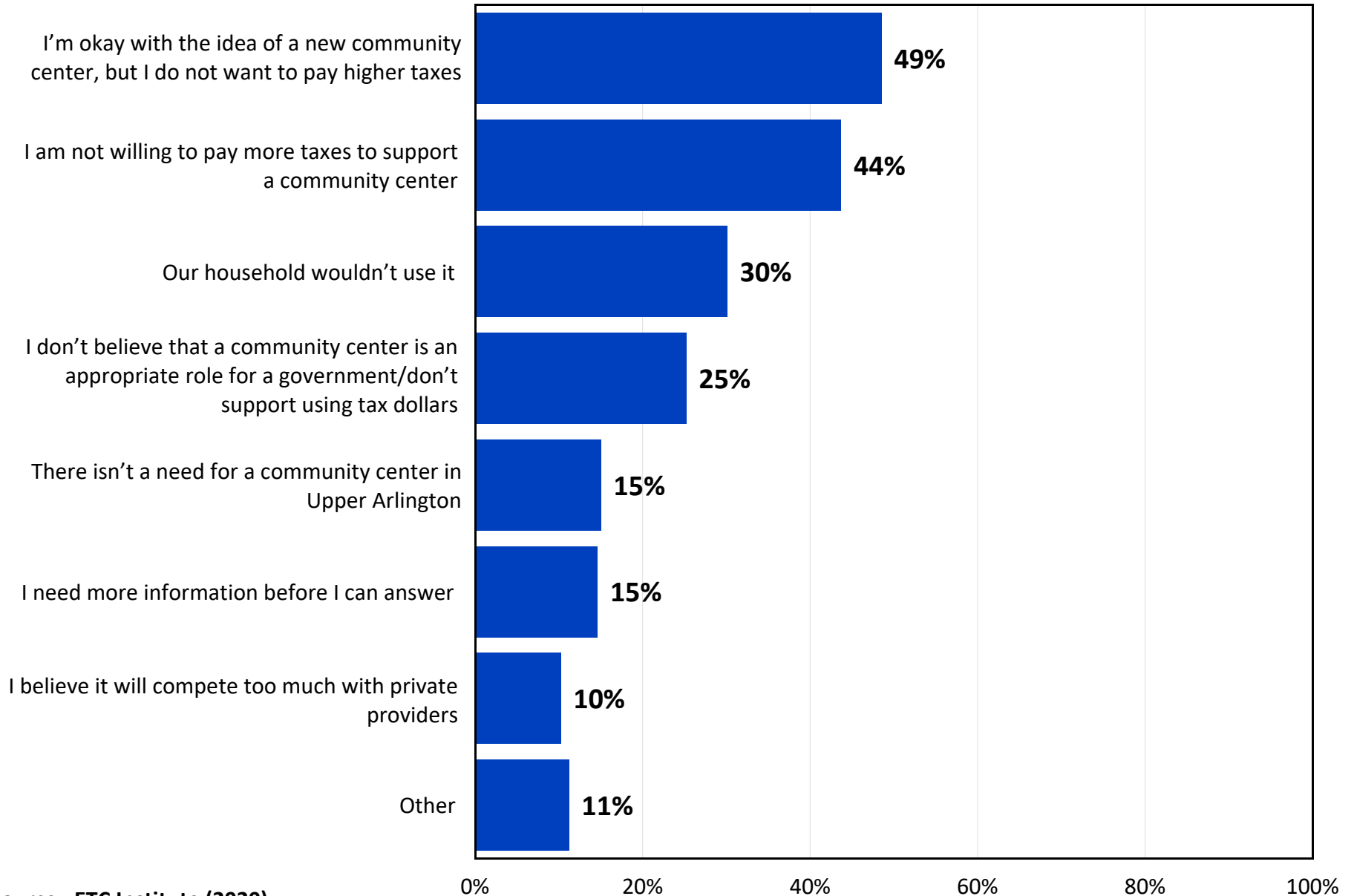


■ Very Supportive ■ Somewhat Supportive ■ Neutral ■ Somewhat Unsupportive ■ Not Supportive At All

Source: ETC Institute (2020)

Q8a. If you answered "Somewhat Unsupportive" or "Not Supportive at All" to Question 8, please indicate why you answered this way.

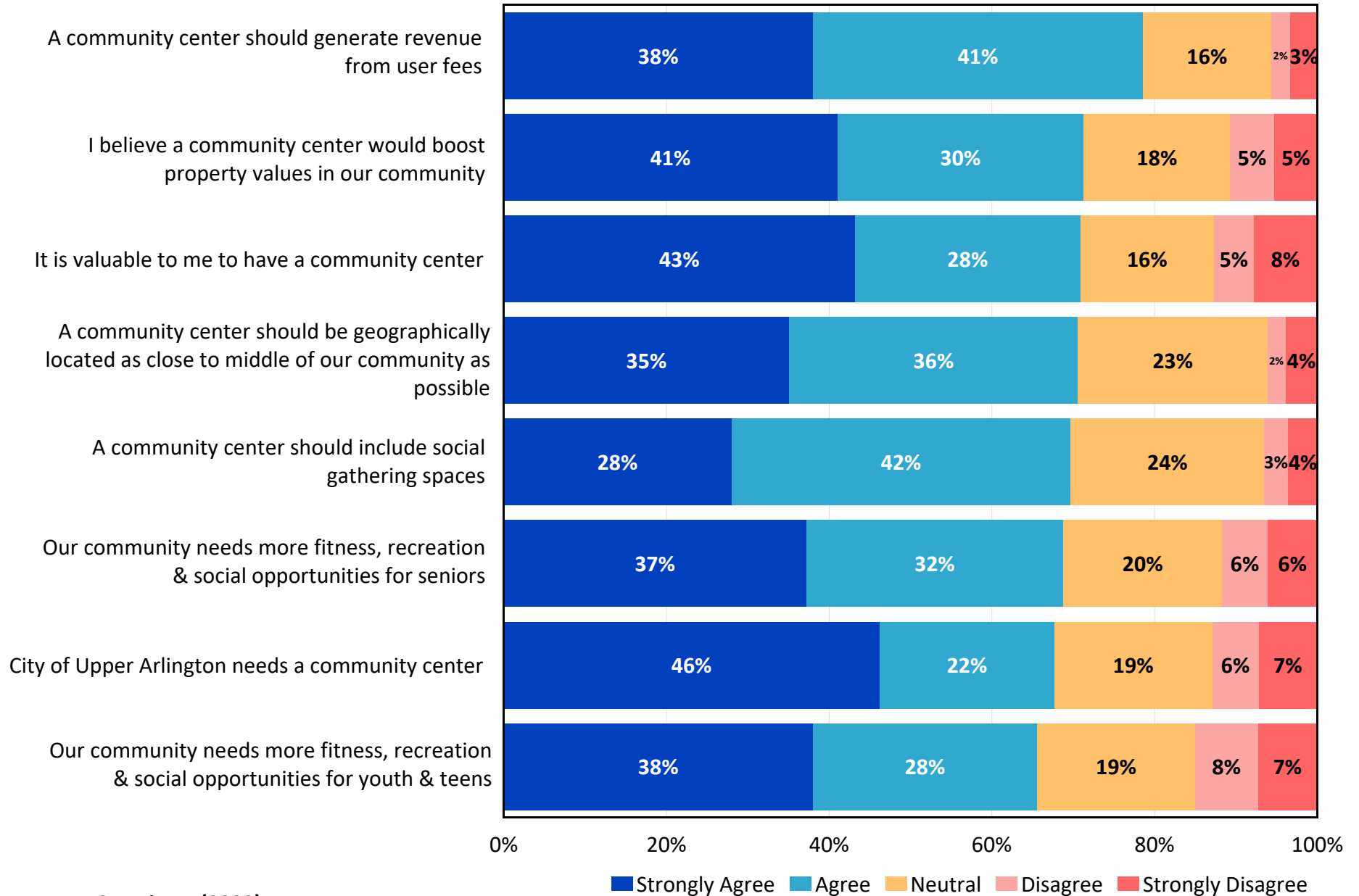
by percentage of respondents (multiple responses could be selected)



Source: ETC Institute (2020)

Q9. Rate your level of agreement with the following statements.

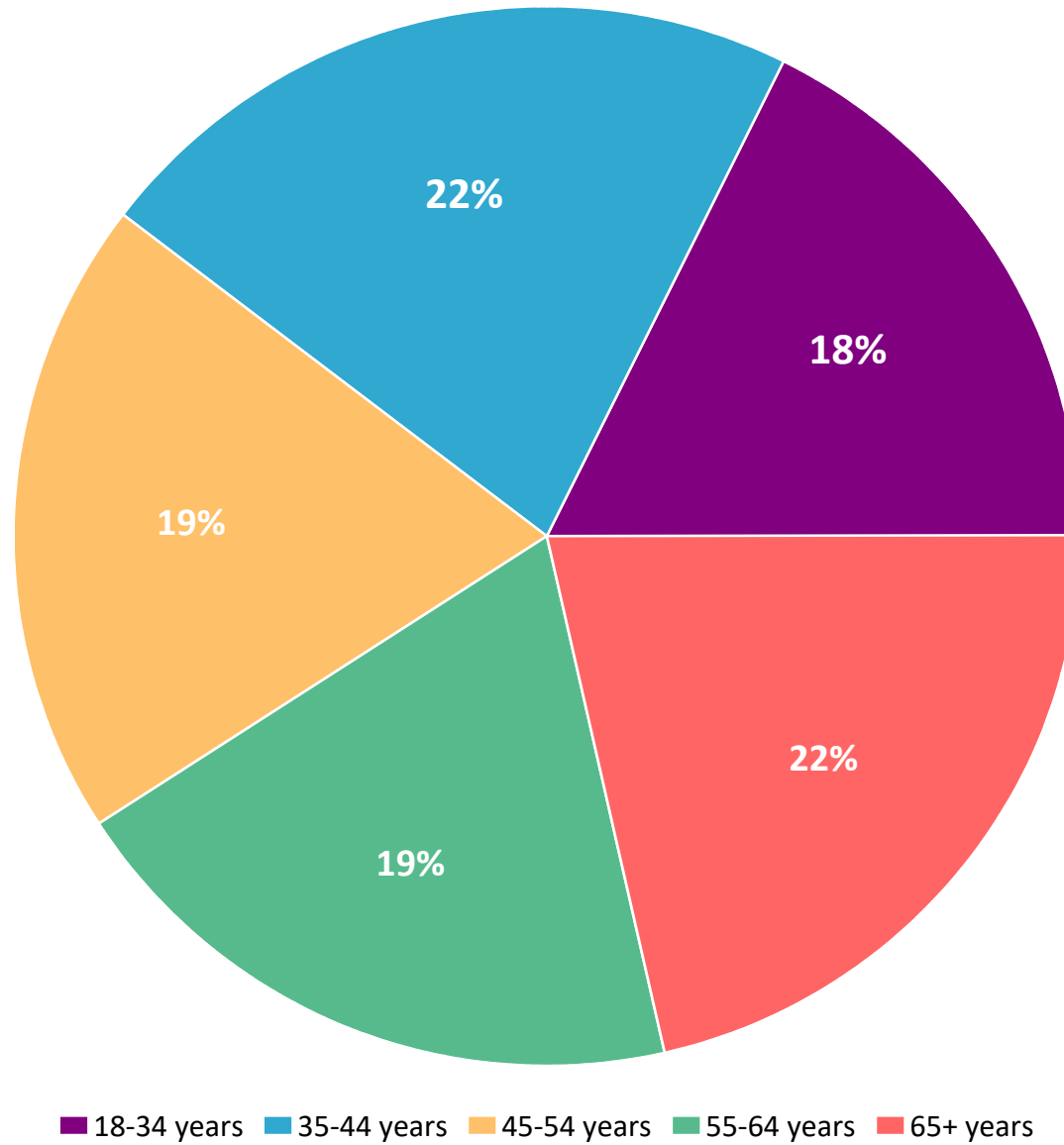
by percentage of respondents using a scale of 1 to 5, where 5 means your needs are "Strongly Agree" and 1 means "Strongly Disagree (without "don't know")



Source: ETC Institute (2020)

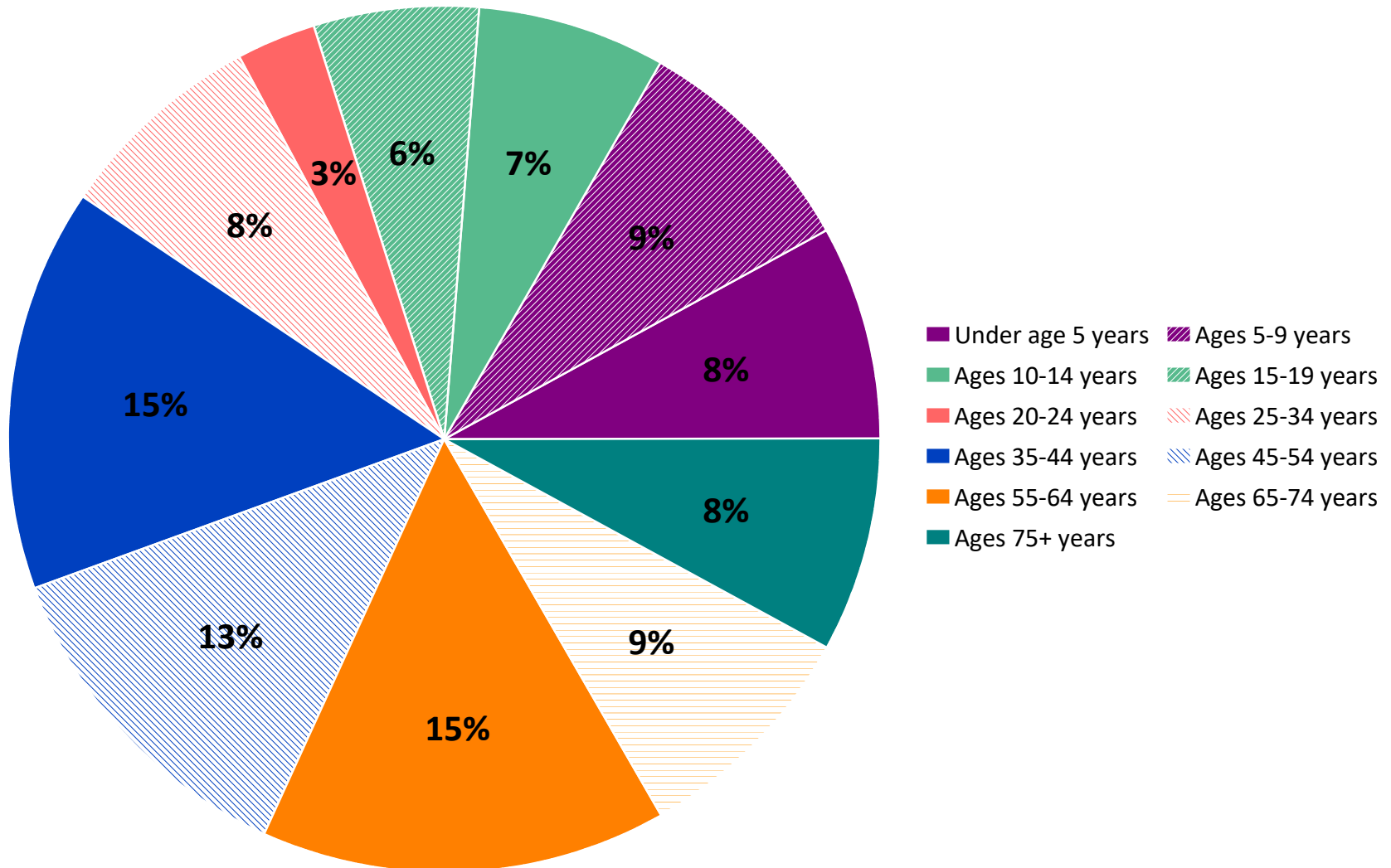
Q11. What is your age?

by percentage of respondents (without “not provided”)



Source: ETC Institute (2020)

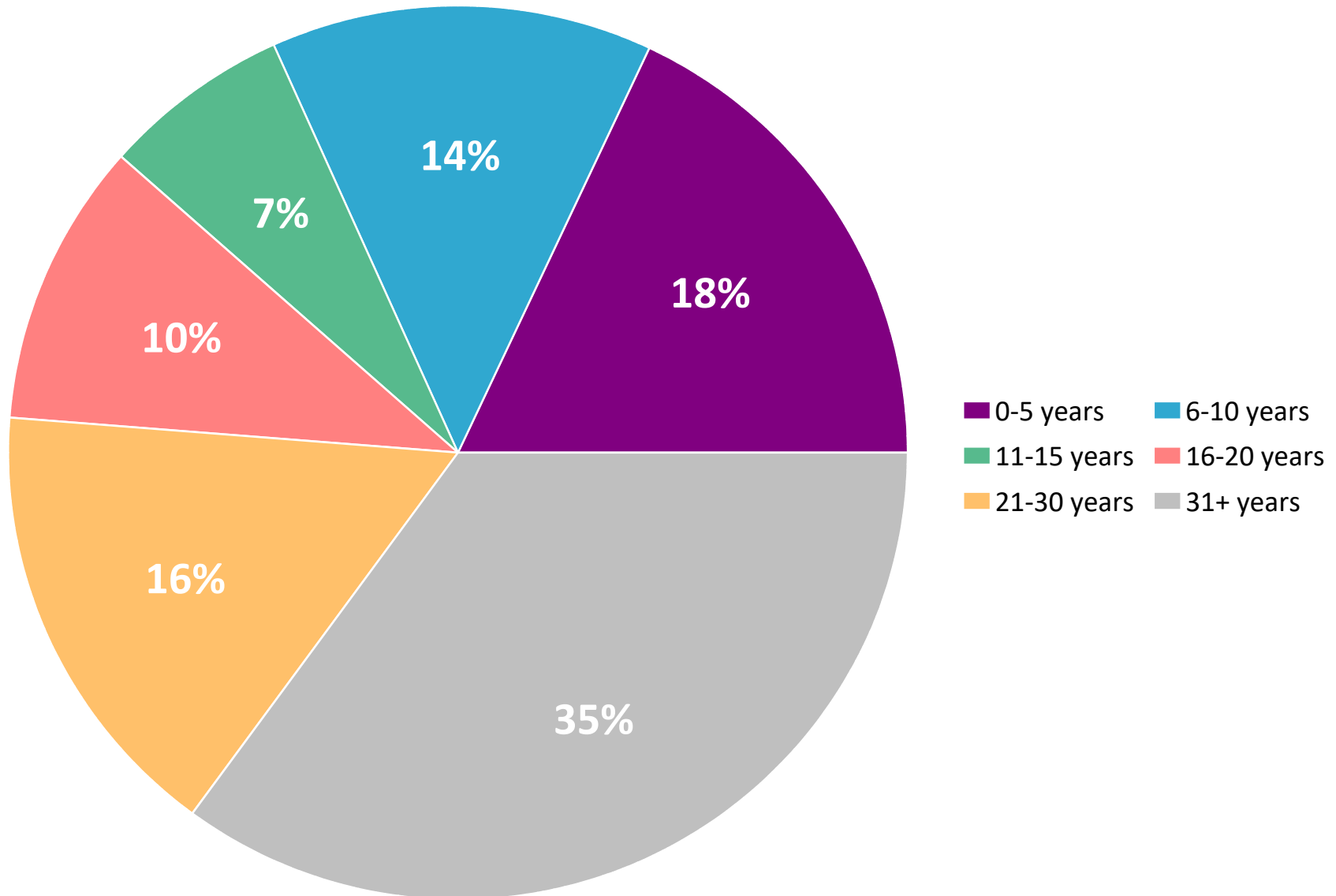
Q12. Counting yourself, how many people in your household are: by percentage of respondents



Source: ETC Institute (2020)

Q13. Approximately how many years have you lived in the City of Upper Arlington?

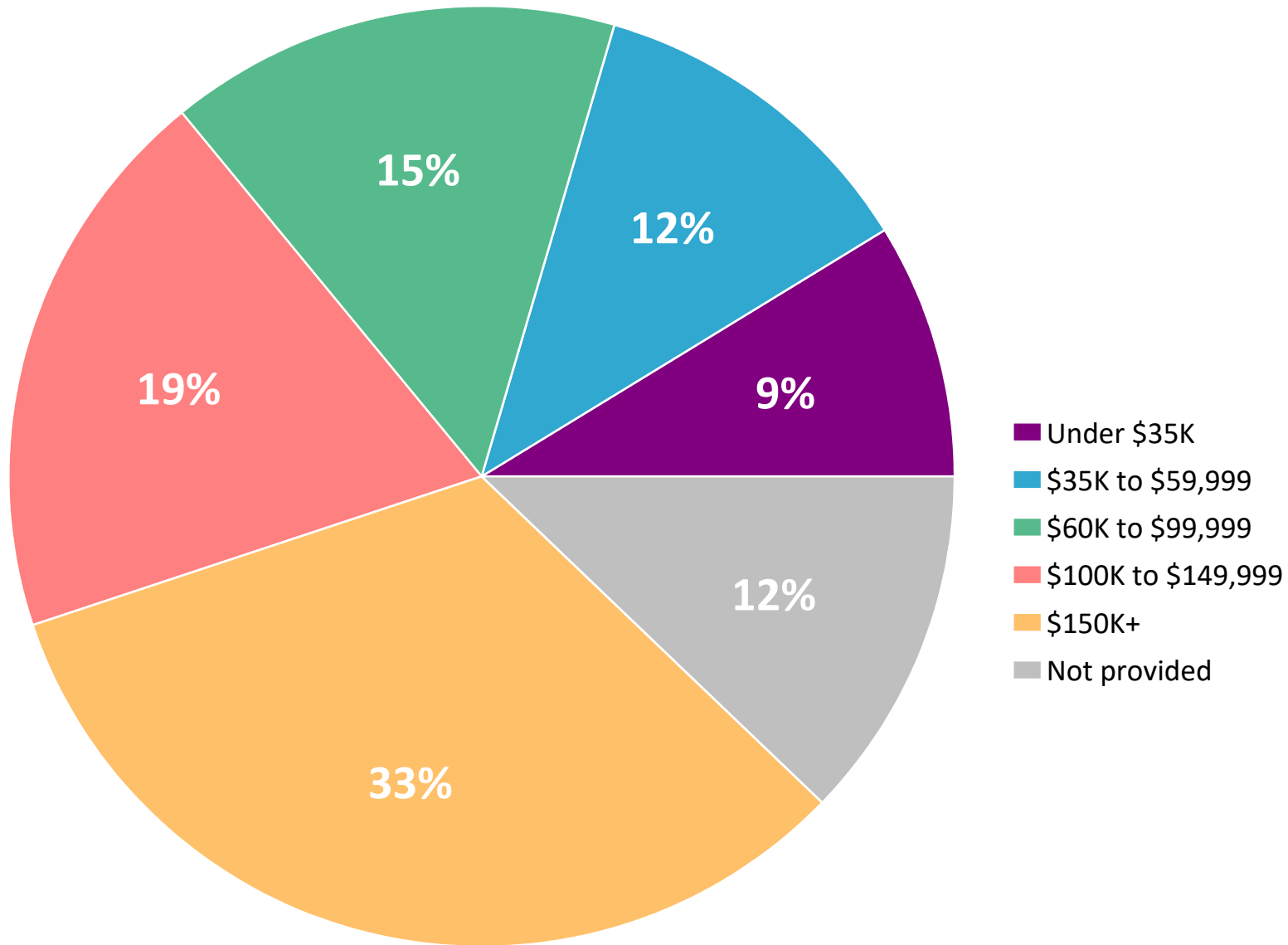
by percentage of respondents (without “not provided”)



Source: ETC Institute (2020)

Q14. What is your total household income?

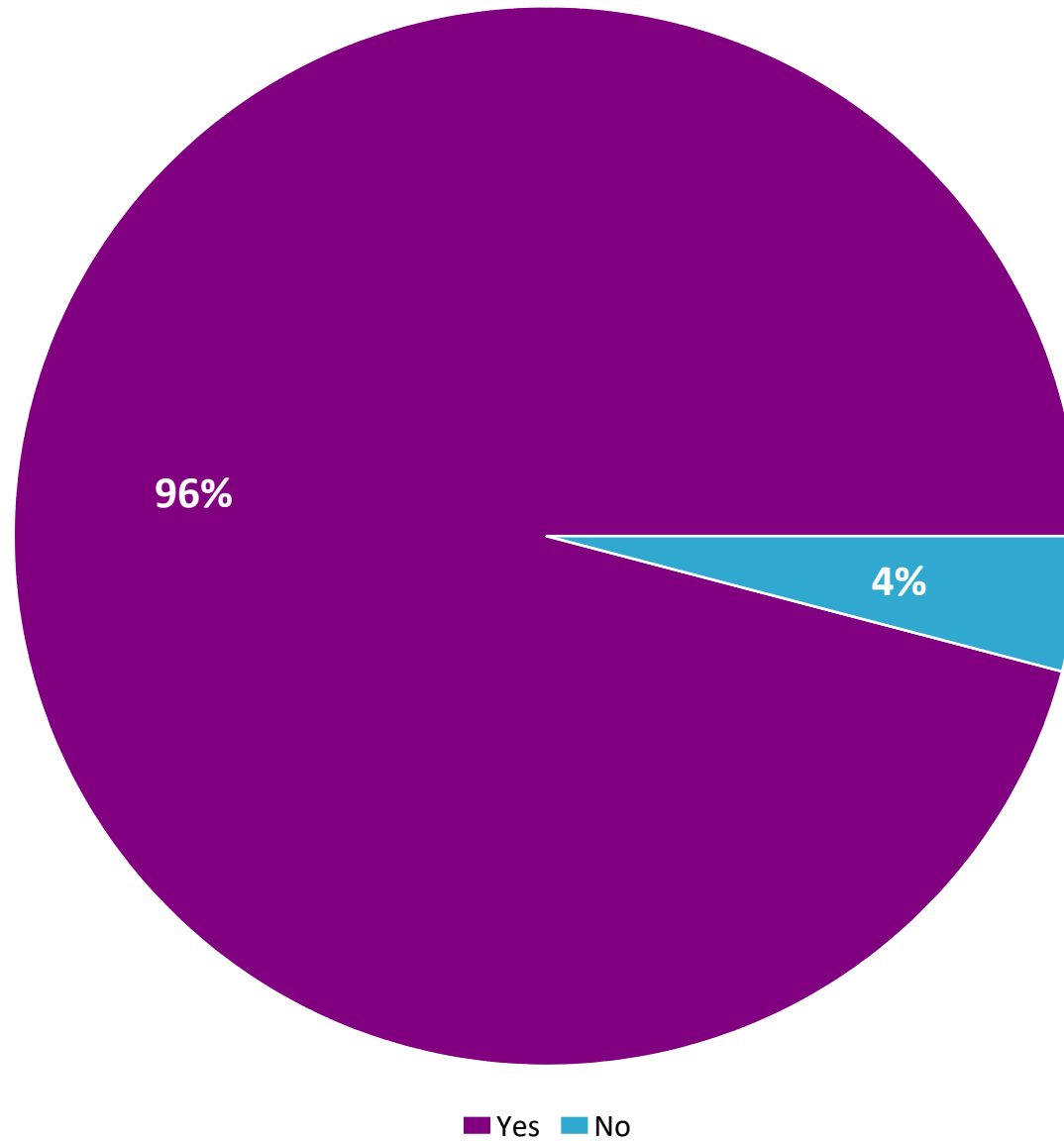
by percentage of respondents



Source: ETC Institute (2020)

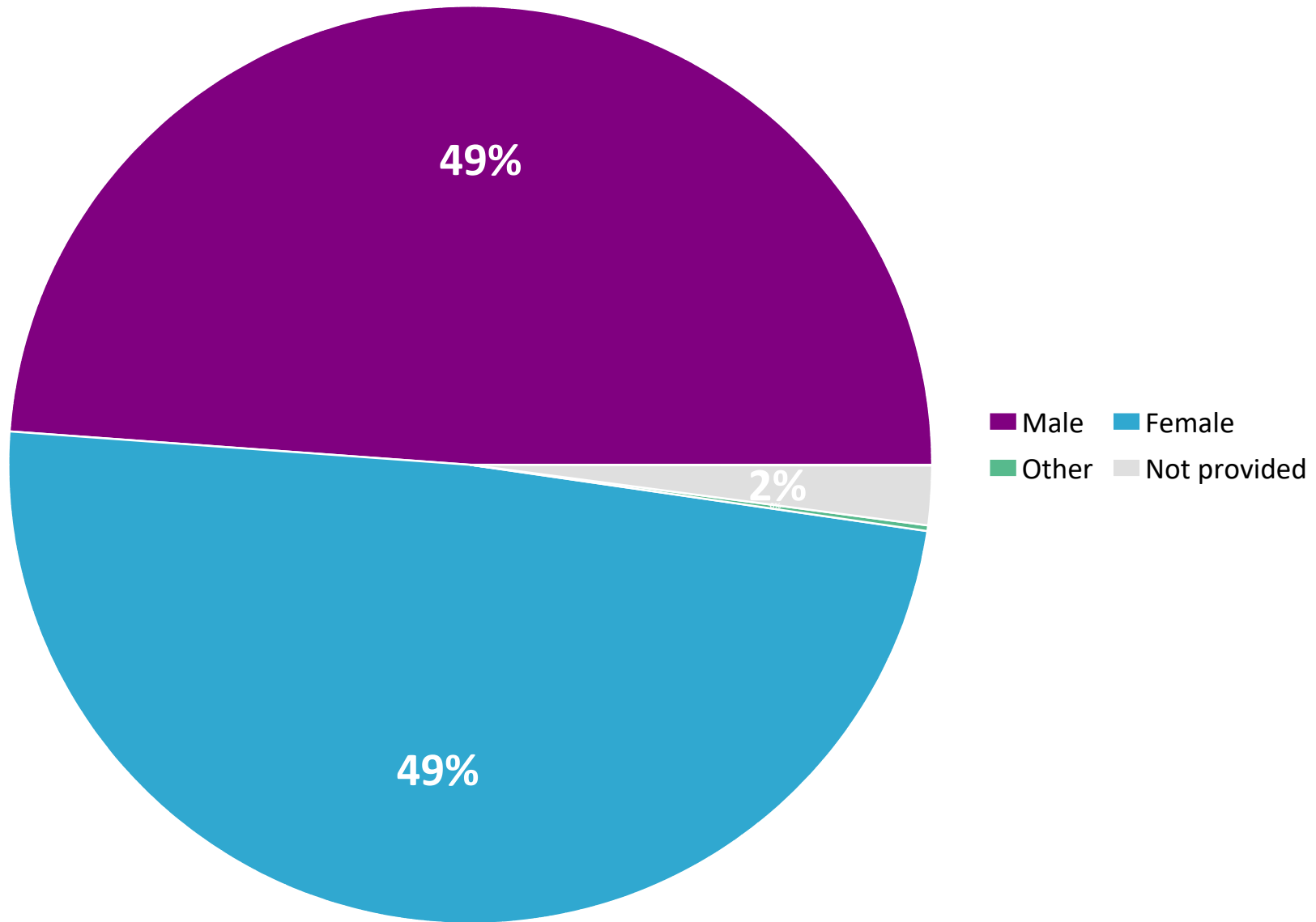
Q15. Have you voted in the past two years?

by percentage of respondents



Q16. What is your gender?

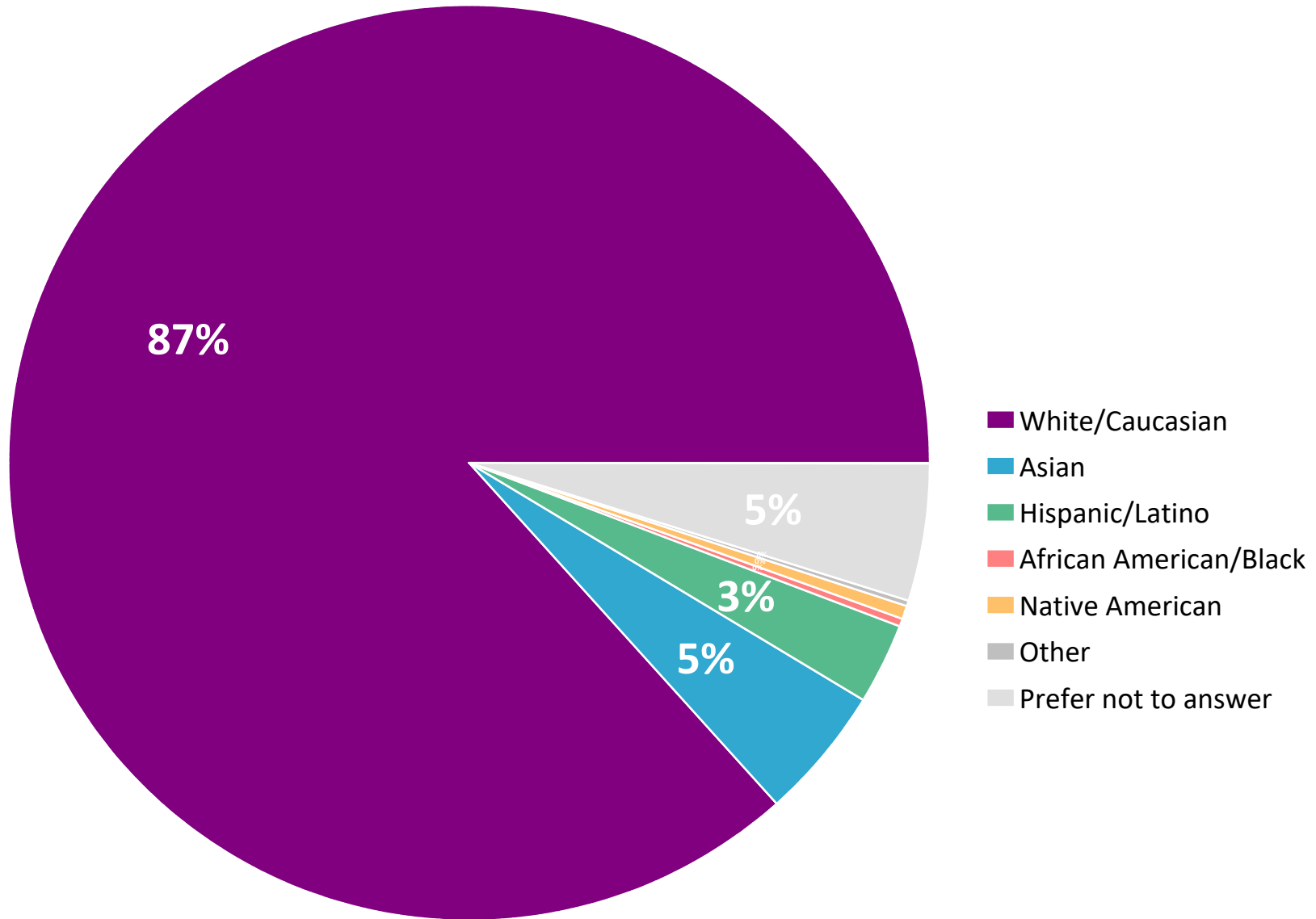
by percentage of respondents



Source: ETC Institute (2020)

Q17. Which of the following best describes your race/ethnicity?

by percentage of respondents



Source: ETC Institute (2020)

Section 2

Tabular Data

Q1. Are you or other members of your household currently using any INDOOR recreation, sports, fitness, meeting space or aquatic facilities?

| Q1. Are you currently using any indoor recreation, sports, fitness, meeting space or aquatic facilities | Number | Percent |
|---|--------|---------|
| Yes | 418 | 66.1 % |
| No | 214 | 33.9 % |
| Total | 632 | 100.0 % |

Q2. The City is considering developing a new multigenerational community center. Listed below are potential features that could be incorporated into the design of a multigenerational community center. For each one, please indicate approximately how often you and members of your household would use each of these features.

(N=632)

| | Several times per week | A few times per month | At least once a month | Less than once a month | Seldom/never | Not provided |
|--|------------------------------|--------------------------|--------------------------|---------------------------|--------------|--------------|
| Q2-1. Multipurpose courts for basketball, volleyball, etc. | 9.8% | 12.5% | 8.7% | 11.4% | 52.7% | 4.9% |
| Q2-2. Weight room/ cardiovascular equipment area | 42.6% | 18.0% | 7.4% | 5.9% | 22.2% | 4.0% |
| Q2-3. Multipurpose space for classes/meetings/parties | 4.7% | 8.9% | 14.7% | 32.4% | 33.9% | 5.4% |
| Q2-4. Aerobics/fitness/martial arts/dance space | 25.9% | 21.0% | 10.9% | 10.3% | 27.2% | 4.6% |
| Q2-5. Arts & crafts rooms | 4.1% | 9.7% | 13.9% | 23.4% | 43.5% | 5.4% |
| Q2-6. Meeting & event space | 2.2% | 3.6% | 13.4% | 35.1% | 39.4% | 6.2% |
| Q2-7. Lap lanes for exercise swimming | 22.2% | 19.6% | 9.8% | 11.4% | 32.6% | 4.4% |
| Q2-8. Warm water areas for therapeutic purposes | 17.6% | 16.9% | 13.4% | 12.8% | 35.1% | 4.1% |
| Q2-9. Leisure pool zero depth entry | 15.7% | 18.8% | 13.9% | 12.2% | 34.7% | 4.7% |
| Q2-10. Indoor stage/performing arts | 1.3% | 3.8% | 12.2% | 19.3% | 56.2% | 7.3% |
| Q2-11. Rock climbing wall | 5.2% | 10.9% | 13.1% | 15.3% | 50.2% | 5.2% |
| Q2-12. Childcare (while using facility) | 10.3% | 6.0% | 5.7% | 4.9% | 66.0% | 7.1% |
| Q2-13. Unstructured indoor play space | 8.5% | 9.0% | 9.0% | 9.3% | 57.4% | 6.6% |
| Q2-14. Unstructured indoor gathering space | 3.2% | 6.8% | 11.2% | 22.8% | 49.4% | 6.6% |

Q2. The City is considering developing a new multigenerational community center. Listed below are potential features that could be incorporated into the design of a multigenerational community center. For each one, please indicate approximately how often you and members of your household would use each of these features.

| | Several times per week | A few times per month | At least once a month | Less than once a month | Seldom/never | Not provided |
|--|------------------------------|--------------------------|--------------------------|---------------------------|--------------|--------------|
| Q2-15. Preschool programming space | 4.7% | 4.0% | 4.9% | 6.2% | 71.0% | 9.2% |
| Q2-16. Senior programming space | 10.6% | 11.7% | 10.6% | 9.7% | 50.2% | 7.3% |
| Q2-17. Indoor running/walking track | 31.8% | 24.5% | 12.3% | 7.9% | 19.8% | 3.6% |
| Q2-18. Indoor turf field | 7.8% | 10.8% | 10.8% | 11.7% | 52.2% | 6.8% |
| Q2-19. Blackbox performance theater | 0.8% | 2.2% | 7.9% | 14.7% | 65.7% | 8.7% |
| Q2-20. Gymnastics programming space | 1.6% | 6.2% | 7.4% | 8.7% | 68.7% | 7.4% |
| Q2-21. Culinary arts demonstration kitchen | 3.3% | 9.5% | 15.7% | 26.7% | 38.4% | 6.3% |
| Q2-22. Teen gathering space | 4.1% | 6.0% | 8.5% | 4.6% | 68.8% | 7.9% |
| Q2-23. Training space for outdoor sports | 8.5% | 12.2% | 8.5% | 11.2% | 52.2% | 7.3% |
| Q2-24. Other | 55.6% | 27.8% | 14.8% | 1.9% | 0.0% | 0.0% |

WITHOUT NOT PROVIDED

Q2. The City is considering developing a new multigenerational community center. Listed below are potential features that could be incorporated into the design of a multigenerational community center. For each one, please indicate approximately how often you and members of your household would use each of these features. (without "not provided")

(N=632)

| | Several times per week | A few times per month | At least once a month | Less than once a month | Seldom/never |
|--|------------------------|-----------------------|-----------------------|------------------------|--------------|
| Q2-1. Multipurpose courts for basketball, volleyball, etc. | 10.3% | 13.1% | 9.2% | 12.0% | 55.4% |
| Q2-2. Weight room/cardiovascular equipment area | 44.3% | 18.8% | 7.7% | 6.1% | 23.1% |
| Q2-3. Multipurpose space for classes/meetings/parties | 5.0% | 9.4% | 15.6% | 34.3% | 35.8% |
| Q2-4. Aerobics/fitness/martial arts/dance space | 27.2% | 22.1% | 11.4% | 10.8% | 28.5% |
| Q2-5. Arts & crafts rooms | 4.3% | 10.2% | 14.7% | 24.7% | 46.0% |
| Q2-6. Meeting & event space | 2.4% | 3.9% | 14.3% | 37.4% | 42.0% |
| Q2-7. Lap lanes for exercise swimming | 23.2% | 20.5% | 10.3% | 11.9% | 34.1% |
| Q2-8. Warm water areas for therapeutic purposes | 18.3% | 17.7% | 14.0% | 13.4% | 36.6% |
| Q2-9. Leisure pool zero depth entry | 16.4% | 19.8% | 14.6% | 12.8% | 36.4% |
| Q2-10. Indoor stage/performing arts | 1.4% | 4.1% | 13.1% | 20.8% | 60.6% |
| Q2-11. Rock climbing wall | 5.5% | 11.5% | 13.9% | 16.2% | 52.9% |
| Q2-12. Childcare (while using facility) | 11.1% | 6.5% | 6.1% | 5.3% | 71.0% |
| Q2-13. Unstructured indoor play space | 9.2% | 9.7% | 9.7% | 10.0% | 61.5% |
| Q2-14. Unstructured indoor gathering space | 3.4% | 7.3% | 12.0% | 24.4% | 52.9% |
| Q2-15. Preschool programming space | 5.2% | 4.4% | 5.4% | 6.8% | 78.2% |
| Q2-16. Senior programming space | 11.4% | 12.6% | 11.4% | 10.4% | 54.1% |
| Q2-17. Indoor running/walking track | 33.0% | 25.5% | 12.8% | 8.2% | 20.5% |

WITHOUT NOT PROVIDED

Q2. The City is considering developing a new multigenerational community center. Listed below are potential features that could be incorporated into the design of a multigenerational community center. For each one, please indicate approximately how often you and members of your household would use each of these features. (without "not provided")

| | Several times per week | A few times per month | At least once a month | Less than once a month | Seldom/never |
|--|------------------------|-----------------------|-----------------------|------------------------|--------------|
| Q2-18. Indoor turf field | 8.3% | 11.5% | 11.5% | 12.6% | 56.0% |
| Q2-19. Blackbox performance theater | 0.9% | 2.4% | 8.7% | 16.1% | 71.9% |
| Q2-20. Gymnastics programming space | 1.7% | 6.7% | 8.0% | 9.4% | 74.2% |
| Q2-21. Culinary arts demonstration kitchen | 3.5% | 10.1% | 16.7% | 28.5% | 41.0% |
| Q2-22. Teen gathering space | 4.5% | 6.5% | 9.3% | 5.0% | 74.7% |
| Q2-23. Training space for outdoor sports | 9.2% | 13.1% | 9.2% | 12.1% | 56.3% |
| Q2-24. Other | 55.6% | 27.8% | 14.8% | 1.9% | 0.0% |

Q2-24. Other

- Art Gallery, Coffee Shop, Afterschool Programming.
- Brain health training.
- Education classes/workshops.
- Food/coffee shop.
- Golf simulator.
- Ice Rink.
- Ice Rink.
- Ice Rink.
- Ice Rink.
- Ice rink would be great, but I realize this is a reach!
- Ice skating/hockey.
- I'd like to see small quiet rooms for individual reading, studying, or conducting job interviews on the phone. The library currently lacks enough small private quiet rooms and small group meeting rooms.
- Individual trainers.
- Indoor tennis courts.
- Indoor tennis courts.
- Internet.

- Lazy river.
- Learning classes.
- Pc lab/tech training area.
- Pickleball.
- Pickleball.
- Pickleball courts.
- Pickleball courts indoors.
- Pilates.
- Pilates studio.
- Ping Pong, Pool (Billiards), Darts, etc.
- Practice rooms (music).
- Putting green.
- Quiet reading/internet work room.
- Racquetball courts, yoga, outdoor garden, or peaceful area for gathering.
- Racquetball.
- Racquetball/pickleball courts.
- Sauna.
- Sauna.
- Senior entertainment.
- Soccer/flag football.
- Specific classes or lectures that are currently provided by the city's parks and recreation department could be provided in a multi-generational facility. It would be an asset to the city if all of the activities were located centrally and meet various needs. In past years I have been a member of the McConnel Center and the facilities there are very nice. I have also used the Hilltop YMCA, Bexley city pool, Grandview city pool, and Hunter swim center for various classes.
- Spinning.
- Spinning bikes/class.
- Squash courts.
- Squash courts.
- Steam room.
- Steam room.
- Study room, quiet room, library.
- Tennis lessons.
- Tennis or pickleball.
- The city might consider a "tech space" with PCs and volunteer technical support.
- To attend a show.
- Water aerobics.
- Whatever wasn't covered.
- Would like to see a roller-skating rink and indoor playground like at Fancyburg for kids to use when it's cold or wet out.
- Yoga.
- Yoga.
- Yoga studio.

Q3. Which FOUR of the features listed in Question 2 would ADULTS in your household age 19 or older use MOST OFTEN if they were included in a new multigenerational community center?

| <u>Q3. Top choice</u> | <u>Number</u> | <u>Percent</u> |
|--|---------------|----------------|
| Multipurpose courts for basketball, volleyball, etc. | 23 | 3.6 % |
| Weight room/cardiovascular equipment area | 200 | 31.6 % |
| Multipurpose space for classes/meetings/parties | 13 | 2.1 % |
| Aerobics/fitness/martial arts/dance space | 57 | 9.0 % |
| Arts & crafts rooms | 10 | 1.6 % |
| Meeting & event space | 6 | 0.9 % |
| Lap lanes for exercise swimming | 74 | 11.7 % |
| Warm water areas for therapeutic purposes | 24 | 3.8 % |
| Leisure pool zero depth entry | 20 | 3.2 % |
| Indoor stage/performing arts | 3 | 0.5 % |
| Rock climbing wall | 4 | 0.6 % |
| Childcare (while using facility) | 6 | 0.9 % |
| Unstructured indoor play space | 2 | 0.3 % |
| Senior programming space | 16 | 2.5 % |
| Indoor running/walking track | 52 | 8.2 % |
| Indoor turf field | 4 | 0.6 % |
| Blackbox performance theater | 2 | 0.3 % |
| Culinary arts demonstration kitchen | 5 | 0.8 % |
| Training space for outdoor sports | 2 | 0.3 % |
| Other | 11 | 1.7 % |
| None chosen | 98 | 15.5 % |
| Total | 632 | 100.0 % |

Q3. Which FOUR of the features listed in Question 2 would ADULTS in your household age 19 or older use MOST OFTEN if they were included in a new multigenerational community center?

| <u>Q3. 2nd choice</u> | <u>Number</u> | <u>Percent</u> |
|--|---------------|----------------|
| Multipurpose courts for basketball, volleyball, etc. | 28 | 4.4 % |
| Weight room/cardiovascular equipment area | 85 | 13.4 % |
| Multipurpose space for classes/meetings/parties | 16 | 2.5 % |
| Aerobics/fitness/martial arts/dance space | 88 | 13.9 % |
| Arts & crafts rooms | 7 | 1.1 % |
| Meeting & event space | 11 | 1.7 % |
| Lap lanes for exercise swimming | 63 | 10.0 % |
| Warm water areas for therapeutic purposes | 41 | 6.5 % |
| Leisure pool zero depth entry | 25 | 4.0 % |
| Indoor stage/performing arts | 5 | 0.8 % |
| Rock climbing wall | 10 | 1.6 % |
| Childcare (while using facility) | 18 | 2.8 % |
| Unstructured indoor gathering space | 3 | 0.5 % |
| Senior programming space | 23 | 3.6 % |
| Indoor running/walking track | 69 | 10.9 % |
| Indoor turf field | 9 | 1.4 % |
| Blackbox performance theater | 1 | 0.2 % |
| Gymnastics programming space | 2 | 0.3 % |
| Culinary arts demonstration kitchen | 7 | 1.1 % |
| Teen gathering space | 4 | 0.6 % |
| Training space for outdoor sports | 4 | 0.6 % |
| Other | 3 | 0.5 % |
| None chosen | 110 | 17.4 % |
| Total | 632 | 100.0 % |

Q3. Which FOUR of the features listed in Question 2 would ADULTS in your household age 19 or older use MOST OFTEN if they were included in a new multigenerational community center?

| <u>Q3. 3rd choice</u> | <u>Number</u> | <u>Percent</u> |
|--|---------------|----------------|
| Multipurpose courts for basketball, volleyball, etc. | 28 | 4.4 % |
| Weight room/cardiovascular equipment area | 40 | 6.3 % |
| Multipurpose space for classes/meetings/parties | 18 | 2.8 % |
| Aerobics/fitness/martial arts/dance space | 60 | 9.5 % |
| Arts & crafts rooms | 15 | 2.4 % |
| Meeting & event space | 13 | 2.1 % |
| Lap lanes for exercise swimming | 61 | 9.7 % |
| Warm water areas for therapeutic purposes | 39 | 6.2 % |
| Leisure pool zero depth entry | 35 | 5.5 % |
| Indoor stage/performing arts | 2 | 0.3 % |
| Rock climbing wall | 12 | 1.9 % |
| Childcare (while using facility) | 13 | 2.1 % |
| Unstructured indoor play space | 6 | 0.9 % |
| Unstructured indoor gathering space | 4 | 0.6 % |
| Preschool programming space | 2 | 0.3 % |
| Senior programming space | 34 | 5.4 % |
| Indoor running/walking track | 87 | 13.8 % |
| Indoor turf field | 9 | 1.4 % |
| Blackbox performance theater | 1 | 0.2 % |
| Culinary arts demonstration kitchen | 15 | 2.4 % |
| Teen gathering space | 2 | 0.3 % |
| Training space for outdoor sports | 4 | 0.6 % |
| Other | 3 | 0.5 % |
| <u>None chosen</u> | <u>129</u> | <u>20.4 %</u> |
| Total | 632 | 100.0 % |

Q3. Which FOUR of the features listed in Question 2 would ADULTS in your household age 19 or older use MOST OFTEN if they were included in a new multigenerational community center?

| <u>Q3. 4th choice</u> | <u>Number</u> | <u>Percent</u> |
|--|---------------|----------------|
| Multipurpose courts for basketball, volleyball, etc. | 22 | 3.5 % |
| Weight room/cardiovascular equipment area | 36 | 5.7 % |
| Multipurpose space for classes/meetings/parties | 28 | 4.4 % |
| Aerobics/fitness/martial arts/dance space | 26 | 4.1 % |
| Arts & crafts rooms | 17 | 2.7 % |
| Meeting & event space | 23 | 3.6 % |
| Lap lanes for exercise swimming | 27 | 4.3 % |
| Warm water areas for therapeutic purposes | 42 | 6.6 % |
| Leisure pool zero depth entry | 34 | 5.4 % |
| Indoor stage/performing arts | 1 | 0.2 % |
| Rock climbing wall | 24 | 3.8 % |
| Childcare (while using facility) | 14 | 2.2 % |
| Unstructured indoor play space | 2 | 0.3 % |
| Unstructured indoor gathering space | 9 | 1.4 % |
| Senior programming space | 25 | 4.0 % |
| Indoor running/walking track | 67 | 10.6 % |
| Indoor turf field | 11 | 1.7 % |
| Blackbox performance theater | 3 | 0.5 % |
| Gymnastics programming space | 1 | 0.2 % |
| Culinary arts demonstration kitchen | 31 | 4.9 % |
| Teen gathering space | 2 | 0.3 % |
| Training space for outdoor sports | 13 | 2.1 % |
| Other | 6 | 0.9 % |
| <u>None chosen</u> | <u>168</u> | <u>26.6 %</u> |
| Total | 632 | 100.0 % |

SUM OF TOP 4 CHOICES

Q3. Which FOUR of the features listed in Question 2 would ADULTS in your household age 19 or older use MOST OFTEN if they were included in a new multigenerational community center? (top 4)

| Q3. Sum of Top 4 Choices | Number | Percent |
|--|--------|---------|
| Multipurpose courts for basketball, volleyball, etc. | 101 | 16.0 % |
| Weight room/cardiovascular equipment area | 361 | 57.1 % |
| Multipurpose space for classes/meetings/parties | 75 | 11.9 % |
| Aerobics/fitness/martial arts/dance space | 231 | 36.6 % |
| Arts & crafts rooms | 49 | 7.8 % |
| Meeting & event space | 53 | 8.4 % |
| Lap lanes for exercise swimming | 225 | 35.6 % |
| Warm water areas for therapeutic purposes | 146 | 23.1 % |
| Leisure pool zero depth entry | 114 | 18.0 % |
| Indoor stage/performing arts | 11 | 1.7 % |
| Rock climbing wall | 50 | 7.9 % |
| Childcare (while using facility) | 51 | 8.1 % |
| Unstructured indoor play space | 10 | 1.6 % |
| Unstructured indoor gathering space | 16 | 2.5 % |
| Preschool programming space | 2 | 0.3 % |
| Senior programming space | 98 | 15.5 % |
| Indoor running/walking track | 275 | 43.5 % |
| Indoor turf field | 33 | 5.2 % |
| Blackbox performance theater | 7 | 1.1 % |
| Gymnastics programming space | 3 | 0.5 % |
| Culinary arts demonstration kitchen | 58 | 9.2 % |
| Teen gathering space | 8 | 1.3 % |
| Training space for outdoor sports | 23 | 3.6 % |
| Other | 23 | 3.6 % |
| None chosen | 98 | 15.5 % |
| Total | 2121 | |

Q4. Which FOUR of the features listed in Question 2 would YOUTH in your household age 18 or younger use MOST OFTEN if they were included in a new multigenerational community center?

| Q4. Top choice | Number | Percent |
|--|--------|---------|
| Multipurpose courts for basketball, volleyball, etc. | 55 | 8.7 % |
| Weight room/cardiovascular equipment area | 18 | 2.8 % |
| Multipurpose space for classes/meetings/parties | 2 | 0.3 % |
| Aerobics/fitness/martial arts/dance space | 10 | 1.6 % |
| Arts & crafts rooms | 10 | 1.6 % |
| Lap lanes for exercise swimming | 11 | 1.7 % |
| Leisure pool zero depth entry | 62 | 9.8 % |
| Rock climbing wall | 3 | 0.5 % |
| Childcare (while using facility) | 20 | 3.2 % |
| Unstructured indoor play space | 21 | 3.3 % |
| Unstructured indoor gathering space | 1 | 0.2 % |
| Preschool programming space | 1 | 0.2 % |
| Senior programming space | 2 | 0.3 % |
| Indoor turf field | 11 | 1.7 % |
| Blackbox performance theater | 1 | 0.2 % |
| Gymnastics programming space | 5 | 0.8 % |
| Teen gathering space | 17 | 2.7 % |
| Training space for outdoor sports | 8 | 1.3 % |
| Other | 6 | 0.9 % |
| None chosen | 368 | 58.2 % |
| Total | 632 | 100.0 % |

Q4. Which FOUR of the features listed in Question 2 would YOUTH in your household age 18 or younger use MOST OFTEN if they were included in a new multigenerational community center?

| <u>Q4. 2nd choice</u> | <u>Number</u> | <u>Percent</u> |
|--|---------------|----------------|
| Multipurpose courts for basketball, volleyball, etc. | 21 | 3.3 % |
| Weight room/cardiovascular equipment area | 21 | 3.3 % |
| Multipurpose space for classes/meetings/parties | 3 | 0.5 % |
| Aerobics/fitness/martial arts/dance space | 5 | 0.8 % |
| Arts & crafts rooms | 17 | 2.7 % |
| Lap lanes for exercise swimming | 10 | 1.6 % |
| Warm water areas for therapeutic purposes | 1 | 0.2 % |
| Leisure pool zero depth entry | 35 | 5.5 % |
| Indoor stage/performing arts | 3 | 0.5 % |
| Rock climbing wall | 19 | 3.0 % |
| Childcare (while using facility) | 16 | 2.5 % |
| Unstructured indoor play space | 29 | 4.6 % |
| Unstructured indoor gathering space | 4 | 0.6 % |
| Preschool programming space | 14 | 2.2 % |
| Indoor running/walking track | 6 | 0.9 % |
| Indoor turf field | 15 | 2.4 % |
| Gymnastics programming space | 5 | 0.8 % |
| Culinary arts demonstration kitchen | 2 | 0.3 % |
| Teen gathering space | 14 | 2.2 % |
| Training space for outdoor sports | 14 | 2.2 % |
| Other | 1 | 0.2 % |
| None chosen | 377 | 59.7 % |
| Total | 632 | 100.0 % |

Q4. Which FOUR of the features listed in Question 2 would YOUTH in your household age 18 or younger use MOST OFTEN if they were included in a new multigenerational community center?

| <u>Q4. 3rd choice</u> | <u>Number</u> | <u>Percent</u> |
|--|---------------|----------------|
| Multipurpose courts for basketball, volleyball, etc. | 20 | 3.2 % |
| Weight room/cardiovascular equipment area | 8 | 1.3 % |
| Multipurpose space for classes/meetings/parties | 4 | 0.6 % |
| Aerobics/fitness/martial arts/dance space | 7 | 1.1 % |
| Arts & crafts rooms | 12 | 1.9 % |
| Lap lanes for exercise swimming | 3 | 0.5 % |
| Warm water areas for therapeutic purposes | 5 | 0.8 % |
| Leisure pool zero depth entry | 22 | 3.5 % |
| Indoor stage/performing arts | 5 | 0.8 % |
| Rock climbing wall | 41 | 6.5 % |
| Childcare (while using facility) | 7 | 1.1 % |
| Unstructured indoor play space | 26 | 4.1 % |
| Unstructured indoor gathering space | 6 | 0.9 % |
| Preschool programming space | 20 | 3.2 % |
| Senior programming space | 1 | 0.2 % |
| Indoor running/walking track | 14 | 2.2 % |
| Indoor turf field | 14 | 2.2 % |
| Blackbox performance theater | 2 | 0.3 % |
| Gymnastics programming space | 7 | 1.1 % |
| Culinary arts demonstration kitchen | 3 | 0.5 % |
| Teen gathering space | 5 | 0.8 % |
| Training space for outdoor sports | 14 | 2.2 % |
| <u>None chosen</u> | <u>386</u> | <u>61.1 %</u> |
| Total | 632 | 100.0 % |

Q4. Which FOUR of the features listed in Question 2 would YOUTH in your household age 18 or younger use MOST OFTEN if they were included in a new multigenerational community center?

| Q4. 4th choice | Number | Percent |
|--|--------|---------|
| Multipurpose courts for basketball, volleyball, etc. | 10 | 1.6 % |
| Weight room/cardiovascular equipment area | 5 | 0.8 % |
| Multipurpose space for classes/meetings/parties | 6 | 0.9 % |
| Aerobics/fitness/martial arts/dance space | 11 | 1.7 % |
| Arts & crafts rooms | 21 | 3.3 % |
| Meeting & event space | 4 | 0.6 % |
| Lap lanes for exercise swimming | 10 | 1.6 % |
| Warm water areas for therapeutic purposes | 3 | 0.5 % |
| Leisure pool zero depth entry | 13 | 2.1 % |
| Indoor stage/performing arts | 4 | 0.6 % |
| Rock climbing wall | 26 | 4.1 % |
| Childcare (while using facility) | 10 | 1.6 % |
| Unstructured indoor play space | 11 | 1.7 % |
| Unstructured indoor gathering space | 7 | 1.1 % |
| Preschool programming space | 7 | 1.1 % |
| Indoor running/walking track | 5 | 0.8 % |
| Indoor turf field | 20 | 3.2 % |
| Gymnastics programming space | 14 | 2.2 % |
| Culinary arts demonstration kitchen | 2 | 0.3 % |
| Teen gathering space | 15 | 2.4 % |
| Training space for outdoor sports | 22 | 3.5 % |
| Other | 2 | 0.3 % |
| None chosen | 404 | 63.9 % |
| Total | 632 | 100.0 % |

SUM OF TOP 4 CHOICES

Q4. Which FOUR of the features listed in Question 2 would YOUTH in your household age 18 or younger use MOST OFTEN if they were included in a new multigenerational community center? (top 4)

| Q4. Sum of Top 4 Choices | Number | Percent |
|--|--------|---------|
| Multipurpose courts for basketball, volleyball, etc. | 106 | 16.8 % |
| Weight room/cardiovascular equipment area | 52 | 8.2 % |
| Multipurpose space for classes/meetings/parties | 15 | 2.4 % |
| Aerobics/fitness/martial arts/dance space | 33 | 5.2 % |
| Arts & crafts rooms | 60 | 9.5 % |
| Meeting & event space | 4 | 0.6 % |
| Lap lanes for exercise swimming | 34 | 5.4 % |
| Warm water areas for therapeutic purposes | 9 | 1.4 % |
| Leisure pool zero depth entry | 132 | 20.9 % |
| Indoor stage/performing arts | 12 | 1.9 % |
| Rock climbing wall | 89 | 14.1 % |
| Childcare (while using facility) | 53 | 8.4 % |
| Unstructured indoor play space | 87 | 13.8 % |
| Unstructured indoor gathering space | 18 | 2.8 % |
| Preschool programming space | 42 | 6.6 % |
| Senior programming space | 3 | 0.5 % |
| Indoor running/walking track | 25 | 4.0 % |
| Indoor turf field | 60 | 9.5 % |
| Blackbox performance theater | 3 | 0.5 % |
| Gymnastics programming space | 31 | 4.9 % |
| Culinary arts demonstration kitchen | 7 | 1.1 % |
| Teen gathering space | 51 | 8.1 % |
| Training space for outdoor sports | 58 | 9.2 % |
| Other | 9 | 1.4 % |
| None chosen | 368 | 58.2 % |
| Total | 1361 | |

Q5. Please check ALL of the activities listed below that your household would use at a community center.

| Q5. All activities your household would use at a community center | Number | Percent |
|---|--------|---------|
| Exercise & fitness | 508 | 80.4 % |
| Team sports | 196 | 31.0 % |
| Drop-in activities | 317 | 50.2 % |
| Classes | 426 | 67.4 % |
| Meeting & event space | 220 | 34.8 % |
| Art & theater | 198 | 31.3 % |
| Childcare (while using facility) | 132 | 20.9 % |
| Senior activities | 231 | 36.6 % |
| Aquatics | 391 | 61.9 % |
| Lifelong learning classes | 303 | 47.9 % |
| Other | 14 | 2.2 % |
| Wouldn't use a community center | 63 | 10.0 % |
| Total | 2999 | |

Q5-11. Other

- Art Gallery, Coffee Shop, Community Movies.
- Children's activities.
- Food/coffee.
- Healthy food and beverage station.
- Pc/tech resources.
- Play space.
- Roller skating rink.
- Senior lunches.
- Steam room.
- Swimming pool for fun, lessons, birthday parties.
- UA is a great community that would benefit from the addition of a Community Center. I do not have any minor children, resulting in some of the answers regarding what I would use. I do think it is important for teens to have places to go to play basketball, volleyball and just hang out. Also, childcare may be important to young parents. The entire community should be considered.
- Voting/medical testing.
- Wrestling, boxing.
- Yoga.

Q6. Much of the cost of operating a new multigenerational community center would need to be covered by user fees. Knowing this, which ONE of the following would be your preferred way of paying to use a multigenerational community center if it had the features you most prefer?

Q6. What would be your preferred way of paying to use a multigenerational community center if it had features you most prefer

| | Number | Percent |
|--|--------|---------|
| Monthly family pass | 226 | 35.8 % |
| Monthly adult pass | 144 | 22.8 % |
| Monthly senior center access only | 86 | 13.6 % |
| Pay per visit | 43 | 6.8 % |
| Don't know | 37 | 5.9 % |
| I'm not willing to pay to use the center | 82 | 13.0 % |
| Not provided | 14 | 2.2 % |
| Total | 632 | 100.0 % |

WITHOUT NOT PROVIDED

Q6. Much of the cost of operating a new multigenerational community center would need to be covered by user fees. Knowing this, which ONE of the following would be your preferred way of paying to use a multigenerational community center if it had the features you most prefer? (without "not provided")

Q6. What would be your preferred way of paying to use a multigenerational community center if it had features you most prefer

| | Number | Percent |
|--|--------|---------|
| Monthly family pass | 226 | 36.6 % |
| Monthly adult pass | 144 | 23.3 % |
| Monthly senior center access only | 86 | 13.9 % |
| Pay per visit | 43 | 7.0 % |
| Don't know | 37 | 6.0 % |
| I'm not willing to pay to use the center | 82 | 13.3 % |
| Total | 618 | 100.0 % |

Q6a. What is the MAXIMUM amount you would be willing to pay for a MONTHLY FAMILY pass (4 or more people) to use a new multigenerational community center if it had the features most important to your household?

Q6a. Maximum amount you would be willing to pay for a monthly family pass

| | Number | Percent |
|--------------------------|--------|---------|
| \$125+ per month | 32 | 12.2 % |
| \$100-\$124 per month | 46 | 17.5 % |
| \$75-\$99 per month | 87 | 33.1 % |
| Less than \$75 per month | 83 | 31.6 % |
| Not provided | 15 | 5.7 % |
| Total | 263 | 100.0 % |

WITHOUT NOT PROVIDED

Q6a. What is the MAXIMUM amount you would be willing to pay for a MONTHLY FAMILY pass (4 or more people) to use a new multigenerational community center if it had the features most important to your household? (without "not provided")

Q6a. Maximum amount you would be willing to pay for a monthly family pass

| | Number | Percent |
|--------------------------|--------|---------|
| \$125+ per month | 32 | 12.9 % |
| \$100-\$124 per month | 46 | 18.5 % |
| \$75-\$99 per month | 87 | 35.1 % |
| Less than \$75 per month | 83 | 33.5 % |
| Total | 248 | 100.0 % |

Q6b. What is the MAXIMUM amount you would be willing to pay for a MONTHLY COUPLES pass to use a new multigenerational community center if it had the features most important to your household?

Q6b. Maximum amount you would be willing to pay for a monthly couples pass

| | Number | Percent |
|--------------------------|--------|---------|
| \$100+ per month | 8 | 4.4 % |
| \$75-\$99 per month | 32 | 17.7 % |
| \$50-\$74 per month | 71 | 39.2 % |
| Less than \$50 per month | 48 | 26.5 % |
| Not provided | 22 | 12.2 % |
| Total | 181 | 100.0 % |

WITHOUT NOT PROVIDED

Q6b. What is the MAXIMUM amount you would be willing to pay for a MONTHLY COUPLES pass to use a new multigenerational community center if it had the features most important to your household? (without "not provided")

Q6b. Maximum amount you would be willing to pay for a monthly couples pass

| | Number | Percent |
|--------------------------|--------|---------|
| \$100+ per month | 8 | 5.0 % |
| \$75-\$99 per month | 32 | 20.1 % |
| \$50-\$74 per month | 71 | 44.7 % |
| Less than \$50 per month | 48 | 30.2 % |
| Total | 159 | 100.0 % |

Q6c. What is the MAXIMUM amount you would be willing to pay for a MONTHLY INDIVIDUAL pass to use a new multigenerational community center if it had the features most important to your household?

Q6c. Maximum amount you would be willing to pay for a monthly individual pass

| | Number | Percent |
|--------------------------|--------|---------|
| \$50+ per month | 22 | 12.2 % |
| \$40-\$49 per month | 39 | 21.5 % |
| \$30-\$39 per month | 64 | 35.4 % |
| Less than \$30 per month | 45 | 24.9 % |
| Not provided | 11 | 6.1 % |
| Total | 181 | 100.0 % |

WITHOUT NOT PROVIDED

Q6c. What is the MAXIMUM amount you would be willing to pay for a MONTHLY INDIVIDUAL pass to use a new multigenerational community center if it had the features most important to your household? (without "not provided")

Q6c. Maximum amount you would be willing to pay for a monthly individual pass

| | Number | Percent |
|--------------------------|--------|---------|
| \$50+ per month | 22 | 12.9 % |
| \$40-\$49 per month | 39 | 22.9 % |
| \$30-\$39 per month | 64 | 37.6 % |
| Less than \$30 per month | 45 | 26.5 % |
| Total | 170 | 100.0 % |

Q6d. What is the MAXIMUM amount you would be willing to pay for a MONTHLY SENIOR INDIVIDUAL pass to use a new multigenerational community center if it had the features most important to your household?

Q6d. Maximum amount you would be willing to pay for a monthly senior individual pass

| | Number | Percent |
|--------------------------|--------|---------|
| \$50+ per month | 9 | 7.3 % |
| \$40-\$49 per month | 21 | 17.1 % |
| \$30-\$39 per month | 25 | 20.3 % |
| Less than \$30 per month | 52 | 42.3 % |
| Not provided | 16 | 13.0 % |
| Total | 123 | 100.0 % |

WITHOUT NOT PROVIDED

Q6d. What is the MAXIMUM amount you would be willing to pay for a MONTHLY SENIOR INDIVIDUAL pass to use a new multigenerational community center if it had the features most important to your household? (without "not provided")

Q6d. Maximum amount you would be willing to pay for a monthly senior individual pass

| | Number | Percent |
|--------------------------|--------|---------|
| \$50+ per month | 9 | 8.4 % |
| \$40-\$49 per month | 21 | 19.6 % |
| \$30-\$39 per month | 25 | 23.4 % |
| Less than \$30 per month | 52 | 48.6 % |
| Total | 107 | 100.0 % |

Q6e. What is the MAXIMUM amount you would be willing to pay for a DAILY ADULT fee to use a new multigenerational community center if it had the features most important to your household?

Q6e. Maximum amount you would be willing to pay for a daily adult fee

| | Number | Percent |
|-----------------------|--------|---------|
| \$10+ per visit | 7 | 8.8 % |
| \$8-9 per visit | 9 | 11.3 % |
| \$6-7 per visit | 20 | 25.0 % |
| \$5 or less per visit | 36 | 45.0 % |
| Not provided | 8 | 10.0 % |
| Total | 80 | 100.0 % |

WITHOUT NOT PROVIDED

Q6e. What is the MAXIMUM amount you would be willing to pay for a DAILY ADULT fee to use a new multigenerational community center if it had the features most important to your household? (without "not provided")

Q6e. Maximum amount you would be willing to pay for a daily adult fee

| | Number | Percent |
|-----------------------|--------|---------|
| \$10+ per visit | 7 | 9.7 % |
| \$8-9 per visit | 9 | 12.5 % |
| \$6-7 per visit | 20 | 27.8 % |
| \$5 or less per visit | 36 | 50.0 % |
| Total | 72 | 100.0 % |

Q6f. What is the MAXIMUM amount you would be willing to pay for a DAILY CHILD fee to use a new multigenerational community center if it had the features most important to your household?

Q6f. Maximum amount you would be willing to pay for a daily child fee

| | Number | Percent |
|-----------------------|--------|---------|
| \$8+ per visit | 8 | 10.0 % |
| \$7 per visit | 5 | 6.3 % |
| \$6 per visit | 1 | 1.3 % |
| \$5 per visit | 16 | 20.0 % |
| \$4 or less per visit | 15 | 18.8 % |
| Not provided | 35 | 43.8 % |
| Total | 80 | 100.0 % |

WITHOUT NOT PROVIDED

Q6f. What is the MAXIMUM amount you would be willing to pay for a DAILY CHILD fee to use a new multigenerational community center if it had the features most important to your household? (without "not provided")

Q6f. Maximum amount you would be willing to pay for a daily child fee

| | Number | Percent |
|-----------------------|--------|---------|
| \$8+ per visit | 8 | 17.8 % |
| \$7 per visit | 5 | 11.1 % |
| \$6 per visit | 1 | 2.2 % |
| \$5 per visit | 16 | 35.6 % |
| \$4 or less per visit | 15 | 33.3 % |
| Total | 45 | 100.0 % |

Q7. How strongly would you support the construction of a community center that included the features most important to your household, if it could be accomplished without increasing taxes on residents?

| Q7. How strongly would you support construction of a community center | Number | Percent |
|---|--------|---------|
| Very supportive | 403 | 63.8 % |
| Somewhat supportive | 89 | 14.1 % |
| Neutral | 46 | 7.3 % |
| Somewhat unsupportive | 22 | 3.5 % |
| Not supportive at all | 64 | 10.1 % |
| Not provided | 8 | 1.3 % |
| Total | 632 | 100.0 % |

WITHOUT NOT PROVIDED

Q7. How strongly would you support the construction of a community center that included the features most important to your household, if it could be accomplished without increasing taxes on residents? (without "not provided")

| Q7. How strongly would you support construction of a community center | Number | Percent |
|---|--------|---------|
| Very supportive | 403 | 64.6 % |
| Somewhat supportive | 89 | 14.3 % |
| Neutral | 46 | 7.4 % |
| Somewhat unsupportive | 22 | 3.5 % |
| Not supportive at all | 64 | 10.3 % |
| Total | 624 | 100.0 % |

Q7a. If you answered "Somewhat Unsupportive" or "Not Supportive at All" to Question 7, please indicate why you answered this way.

Q7a. Why did you answer "somewhat unsupportive" or "not supportive at all" to Question 7

| | Number | Percent |
|---|--------|---------|
| I need more information before I can answer | 10 | 11.6 % |
| Our household wouldn't use it | 46 | 53.5 % |
| I think that user fees will be too expensive | 14 | 16.3 % |
| There isn't a need for a community center in Upper Arlington | 28 | 32.6 % |
| I believe it will compete too much with private providers | 16 | 18.6 % |
| I don't believe that a community center is an appropriate role for a government/don't support using tax dollars | 44 | 51.2 % |
| Other | 9 | 10.5 % |
| Total | 167 | |

Q7a-7. Other

| Q7a-7. Other | Number | Percent |
|---|--------|---------|
| A multi-generational community center may be too many people | 1 | 11.1 % |
| I am always asked to give more of my hard earned money | 1 | 11.1 % |
| I believe I will pay for it eventually, even though I do not use it | 1 | 11.1 % |
| It will eventually require tax money to operate | 1 | 11.1 % |
| our household is very happy with our current center | 1 | 11.1 % |
| Tax increase always a possibility | 1 | 11.1 % |
| Tax payers build what they cannot afford to use | 1 | 11.1 % |
| We are over taxed, the fees will not be enough to support | 1 | 11.1 % |
| We have a club we use | 1 | 11.1 % |
| Total | 9 | 100.0 % |

Q8. How strongly would you support the construction of a community center that included the features most important to your household, if it required increasing taxes?

| Q8. How strongly would you support construction of a community center | Number | Percent |
|---|--------|---------|
| Very supportive | 183 | 29.0 % |
| Somewhat supportive | 157 | 24.8 % |
| Neutral | 77 | 12.2 % |
| Somewhat unsupportive | 64 | 10.1 % |
| Not supportive at all | 142 | 22.5 % |
| Not provided | 9 | 1.4 % |
| Total | 632 | 100.0 % |

WITHOUT NOT PROVIDED

Q8. How strongly would you support the construction of a community center that included the features most important to your household, if it required increasing taxes? (without "not provided")

| Q8. How strongly would you support construction of a community center | Number | Percent |
|---|--------|---------|
| Very supportive | 183 | 29.4 % |
| Somewhat supportive | 157 | 25.2 % |
| Neutral | 77 | 12.4 % |
| Somewhat unsupportive | 64 | 10.3 % |
| Not supportive at all | 142 | 22.8 % |
| Total | 623 | 100.0 % |

Q8a. If you answered "Somewhat Unsupportive" or "Not Supportive at All" to Question 8, please indicate why you answered this way.

| Q8a. Why did you answer "somewhat unsupportive" or "not supportive at all" to Question 8 | Number | Percent |
|---|--------|---------|
| I need more information before I can answer | 30 | 14.6 % |
| Our household wouldn't use it | 62 | 30.1 % |
| I am not willing to pay more taxes to support a community center | 90 | 43.7 % |
| There isn't a need for a community center in Upper Arlington | 31 | 15.0 % |
| I believe it will compete too much with private providers | 21 | 10.2 % |
| I don't believe that a community center is an appropriate role for a government/don't support using tax dollars | 52 | 25.2 % |
| I'm okay with the idea of a new community center, but I do not want to pay higher taxes | 100 | 48.5 % |
| Other | 23 | 11.2 % |
| Total | 409 | |

Q8a-8. Other

- Already heavily taxed for new school building.
- Don't want to have to lease my home due to increased real estate taxes which continues to be a major problem.
- Hours of operation, user fees.
- How about a YMCA instead?
- How about fixing my streets with the tax dollars!!
- I belong to a fitness club, would not use a community center.
- I can pay, but I think it would be a big burden on families.
- I cannot afford more taxes.
- I would be okay with tax increase if monthly cost was low.
- I would question how many people would actually use it, I believe it adds value, but many people could not afford.
- Levy was just passed for the schools; taxes were increased to pay for this!
- My taxes are too high already.
- No tax increase.
- Not supportive due to age.
- Only adult that is not home much, I don't think I can get going.
- Taxes are too high now.
- UA has never been a community in need of day care or day care type of camps or classes. This is not a 2-parent working family community and should not be transformed into one. There has been an influx of Hilliard transplanted families who moved here in recent years who are ignorant of our ways. They are families that require 2 parents to work full time in order to afford our area. They are struggling and very angry. Take a look at any of our elementary schools during pickup. You see them screaming, "Let's move! Go! I had to park way over there. Let's move!" These are not happy families who have any business living here. Those parents do not contribute to snack days at

Barrington, they do not attend field trips, ZERO volunteering. They don't contribute. They are a drain on our community. Including day care as an option in a community center and providing a community center for these hick hillbillies from Hilliard to use just to dump their Chinese Virus carrying day care raised children is NOT something to be strived for. I support a center that discourages it. Don't allow non-residents. And require a parent to be present when their under 14-year old uses the center for any reason including a class.

- Use Tremont old Lazarus store.
- We are happy with our current facility.
- We are overtaxed!!!
- We've been through this before.
- Why should I pay for something I cannot afford to use?
- Would not like to lose any of present park space.

Q9. Using a scale of 1 to 5, where 5 means "Strongly Agree" and 1 means "Strongly Disagree," please rate your level of agreement with the following statements.

(N=632)

| | Strongly agree | Agree | Neutral | Disagree | Strongly disagree | Don't know |
|---|----------------|-------|---------|----------|-------------------|------------|
| Q9-1. It is valuable to me to have a community center | 41.9% | 26.9% | 16.0% | 4.7% | 7.6% | 2.8% |
| Q9-2. I believe a community center would boost property values in our community | 38.6% | 28.5% | 16.9% | 5.1% | 5.1% | 5.9% |
| Q9-3. City of Upper Arlington needs a community center | 44.8% | 20.9% | 18.8% | 5.5% | 7.0% | 3.0% |
| Q9-4. A community center should be geographically located as close to middle of our community as possible | 32.9% | 33.2% | 21.8% | 2.1% | 3.6% | 6.3% |
| Q9-5. Our community needs more fitness, recreation & social opportunities for youth & teens | 34.5% | 25.0% | 17.6% | 7.0% | 6.6% | 9.3% |
| Q9-6. Our community needs more fitness, recreation & social opportunities for seniors | 33.7% | 28.6% | 17.7% | 5.1% | 5.5% | 9.3% |
| Q9-7. A community center should generate revenue from user fees (e.g., memberships, daily fees, rentals) to help cover cost of operations | 35.8% | 38.1% | 14.7% | 2.2% | 3.2% | 6.0% |
| Q9-8. A community center should include social gathering spaces | 26.3% | 39.1% | 22.3% | 2.7% | 3.5% | 6.2% |

WITHOUT DON'T KNOW

Q9. Using a scale of 1 to 5, where 5 means "Strongly Agree" and 1 means "Strongly Disagree," please rate your level of agreement with the following statements. (without "don't know")

(N=632)

| | Strongly agree | Agree | Neutral | Disagree | Strongly disagree |
|---|----------------|-------|---------|----------|-------------------|
| Q9-1. It is valuable to me to have a community center | 43.2% | 27.7% | 16.4% | 4.9% | 7.8% |
| Q9-2. I believe a community center would boost property values in our community | 41.0% | 30.3% | 18.0% | 5.4% | 5.4% |
| Q9-3. City of Upper Arlington needs a community center | 46.2% | 21.5% | 19.4% | 5.7% | 7.2% |
| Q9-4. A community center should be geographically located as close to middle of our community as possible | 35.1% | 35.5% | 23.3% | 2.2% | 3.9% |
| Q9-5. Our community needs more fitness, recreation & social opportunities for youth & teens | 38.0% | 27.6% | 19.4% | 7.7% | 7.3% |
| Q9-6. Our community needs more fitness, recreation & social opportunities for seniors | 37.2% | 31.6% | 19.5% | 5.6% | 6.1% |
| Q9-7. A community center should generate revenue from user fees (e.g., memberships, daily fees, rentals) to help cover cost of operations | 38.0% | 40.6% | 15.7% | 2.4% | 3.4% |
| Q9-8. A community center should include social gathering spaces | 28.0% | 41.7% | 23.8% | 2.9% | 3.7% |

Q10. Please share any additional comments that could assist the Task Force in determining the feasibility of an indoor multigenerational community center for the City of Upper Arlington.

- A community center is something I feel we need, currently we are members of Dublin rec, I would much rather the money go here. Plus driving 30 min each way for a one-hour class?! We need a community center!!!
- A community center is the only thing this community is missing; my wife and I strongly support this.
- A family friendly community center would significantly enhance the quality of life for our family throughout the year. We currently spend a substantial time, effort, and money to seek the recreational programming that we need to maintain our family's health and well-being. Much of this we need to seek outside of UA, meaning that the time is frequently the most precious resource. A community center that is centrally located would give us more time in the day to actually participate in programming rather than spending that time transporting the family to and from. We would much rather spend our money on a community resource than on commercial programming and programming outside of our community. I know not every family is willing to spend a lot of money on this type of thing. But I want you to know that our family will gladly pay whatever it takes (within reason). For far too long, the "community center" of UA has been Scioto Country Club which is inaccessible to a large proportion of the community. A true community center would be a large step toward equity and inclusion in our city.
- A location close by but outside the community would be fine as long as it was easy to access.
- Aerobics areas should have classes to ensure use and ability to complete with the trendy opportunities like CycleBar.
- Almost all items listed exist at the high school which you high and mighty individuals are about to destroy.
- Any way to buy the old Macy's building from Kroger, that is the perfect location.
- Area is important. If it is too small, I will not use it often.
- Buy Macy's back!
- Buy the Lazarus building and convert to use.
- Childcare would be really important.
- Classes such as woodworking, cooking, pottery, and such would be nice offerings even if at an additional cost.
- Consider a YMCA like in Hilliard and Whitehall. Also consider private funding from some of our wealthy citizens. Our taxes are already too high with the school levy and it is affecting home sales. Please do not price people on a fixed income and seniors out of their beloved homes and this community.
- Could the old Lazarus facility be used?
- Cross generation activities, seniors with teens, tutoring by volunteer.
- Do it please.
- Do not put this at Thompson park!!!! Old Lazarus is best, city never should have sold it to Kroger. Incorporate health, cooking and lifestyle.
- Do something anything with the Macy's Kingsdale property get rid of Kroger, pathetic.
- Don't think this center is a need it's just a nice want; we need more outdoor space, safe roads, and streetlights; we don't need more construction.
- Dublin should be our model; it is affordable and has everything needed. Ideally, we would have a more advanced workout facility, so I am good with a higher cost, but slightly.
- Every other community similar already has one, UA has been woefully inadequate in this area.
- For pricing, I think Dublin is a great example for what UA should do.
- Forget about it, a waste of resources, let the private sector provide this need.
- Go for it.
- Grandchildren live outside UA would be interested in passes for them, back in the era children now turning 50 UAHS parents and swim team members tried this idea, great need still even more so because of drugs social media, etc.
- Great idea! Very much needed!

- Great idea. I belong to lifetime, but it does not have a pool. I like the classes, like hip hop and Zumba. I am a certified trainer.
- Have attended the senior exercise classes and know they need more space and space for other activities. I feel the whole community and its families need a community center. I don't want my answers to be negative about a center since I don't use the senior center very often.
- I agree that a center would help our property value, but I need more information on what would be included in the center. We use Columbus recreation center and pay per session. No monthly fee except for open access to pool and gym.
- I am a member of LA Fitness, but I would love a community center. I used to live in Worthington, and it was great. Excellent price and facility.
- I am a senior; I use the senior facility frequently.
- I am all for a community center if can be funded with other than tax money.
- I am fine with it as long as it does not cost one penny more in taxes. This has been proposed and rejected many times because no one wants to pay more taxes.
- I am not against it, but I would not use it.
- I am not opposed to paying a membership fee, but it should be an annual fee not a monthly fee. And I believe the expense should be offset by a community contribution in order to keep cost low.
- I am not willing to pay more taxes.
- I believe that the perfect centralized location would be Kingsdale Shopping Center in the old Lazarus building.
- I believe UA is small enough that wherever it is located, people will use it.
- I do not believe that the taxpayers money should be used for fitness facilities, sports, or any athletic activity. Our taxes are very high already and residents who want to participate in such should pay their own way.
- I do not think we should destroy any parks to build a center. I think traffic patterns are very important. Taxes are a big issue. Is it necessary to duplicate other resources that are already available nearby?
- I do not want to increase my taxes for a community center, it is not the job of the government.
- I feel strongly that a mix of taxpayer funding and user funding is very important for a Community Center. All residents benefit to some extent from the having a community center in UA even if they don't use it. However, those that use it should bear an increased portion of the cost.
- I feel that the "multigenerational" aspect is going to be the most challenging component of this study/project. Hopefully, a lot of time and research will be spent on that rather than general things like how many basketball courts are needed. Thank you!
- I fully support it and think it is sad that we don't already have one when so many neighboring communities do.
- I go to McConnell; it is a 15-minute drive and costs 75 a month for an individual. The staff is highly trained and experienced, and the aquatic facilities are the best in the county.
- I have lived here since 1948, I think it is awful that we do not have a community center. I feel the ones using it should pay for it. We should only pay for the things we use like Dublin's method.
- I have several co-workers who choose to live in other communities because Arlington is all banks and pet stores.
- I have tried for decades to get this in to no avail. Speaking and meeting with city officials. This city management is hopeless, esp. the fortune they spent on the worst designed parking lot, constant redesign of parks. Incredible waste of money. Look at all of the benefits of the Dublin community center, by the time UA gets one I will be dead or too old to make use of it, but they need one badly!
- I have waited years for this. Build it quick before I get to old to use it. I am 68.
- I have wanted a Community Center for a long time! Other suburbs have it and it would be great for our community too. I am a senior so a New space for Seniors would be great!

- I have wanted a community center for some time. All the surrounding communities have one, I am shocked with the income here one has not been built.
- I like the idea of it serving as a social hub.
- I like the idea of it, but we are members at Scioto CC which provides most of these things, so I don't see us using it at all. Kids are all grown. BUT they are living in UA and are having children so it may be something they'd use?
- I strongly object.
- I support the idea of a community center. UA seniors killed the idea in the past when my family could have benefited from it. Why is UA still supporting the Senior Center? Remove this service until a center can benefit all age groups, like the one you are proposing.
- I think a center is valuable but bad timing with the large increase due to the school levy.
- I think a community center would be a wonderful addition to the community. It would provide an indoor gathering space for exercise, kids activities, and community gathering. We lived in Ann Arbor and loved and heavily used the local YMCA. It was a healthy social hub.
- I think that the senior center needs improvement, a new building. I don't think we need a building for the community as described. There are so many other places to go in the area.
- I think the current assumption about seniors is biased. Modern seniors are active and not interested in sitting and wood carving. Community center should help organize social interest groups.
- I think the focus of the center should be on healthy living. Weights, cardiovascular, swimming and diving, basketball/volleyball/etc.

Do not waste space needed for physical activities on meeting spaces for elderly or teens. They can go hang out in many other places. This needs to be about a community center for physical activity.

I'm happy to pay a decent monthly membership so long as the facilities are top notch. It needs to be well done.

Another important factor for a lot of families is that it needs to be able to remain financially stable via membership fees, not any expected contribution from Property taxes. The latest school levee really raised our taxes to some of the highest yet, our educational performance (while very good) is not state leading.

I believe this project will never get done if it has to be done at property tax expense. Or if you are going to use property taxes then resident membership fees should be extremely low (while making non-resident fees high).

Council should also look at stopping their ban in 2021 on medical and recreational marijuana as a way to help fund this.

- I think this is a great idea. I know it has not been passed because we have an older community that has not seen the vale, but the community has changed in the past years. As long as you keep the values of your community in mind people will be very supportive of it. When my kids were little, I took my kids to Worthington and Westerville Rec centers because we didn't have one. I would like for the next generation to not have to do that.
- I work in Dublin and use their facility. It is wonderful. Please outreach to employers in UA and include their employees to pay to use the facility as is done in Dublin.
- I would be interested in a pool only. There are no indoor pool options in the winter other than Sundays at the high school.
- I would encourage you to look at the utilization rate of other community centers built in communities with similar demographics as U.A. I would also look at the ongoing fiscal impact of operating such a center entails - I have not seen / heard of one with a positive ROI. Let the market (private enterprise) determine what U.A. needs.
- I would love a space that could support the mental and physical well-being of my whole family. All Upper Arlington residents would greatly benefit!! I would love to see the old Macy's location at Kingsdale be used for the new community center.
- I would love to see nonprofits have a permanent meeting space in a community center.
- I would need to know location of community center before I could determine my household's usage. Although, I do not want my taxes increased to support it, I feel as if UA residents should be given priority to use/join.

- I would not use it, my family would. Kroger should donate the old Macy's.
- If built correctly and in a space that could further connect the community (access to community trails for example) I would strongly support. Feel that the area outside has to help beautify the neighborhood as well instead of creating more traffic congestion and a huge unaesthetically pleasing vast parking lot.
- If individuals desire these activities, they should pay for them. I belong to upper Arlington senior center and have always paid a yearly membership fee
- If possible, placement should be considered to achieve highest level of walkability for as many target residents as possible.
- Important for community members to build a sense of community and get to meet each other in a casual setting.
- Indoor fitness is number one reason for us to have classes for seniors.
- Interested if it does not raise our taxes.
- It is a lovely idea, but our taxes underwent a huge increase for schools. Now is not the time to raise taxes again.
- It is definitely needed. All you hear is how nice Dublin and Worthington's are.
- It is difficult paying taxes for those of us on a fixed income. Our rec dept, schools, senior center, library, and parks already provide almost all of this.
- It is important for people of all ages to have opportunities for exercise, recreation, and social integration.
- It would enhance the lifestyle, perhaps it could be a joint venture with YMCA and not raise taxes.
- Just don't know if I would use it.
- Locate at Macy's at Kingsdale. Operation of ice-skating facility could be a joint venture with Ohio health chiller ice rinks.
- Look at creative funding options for center is not something all in the community would use and it should not be done by raising everyone's taxes nice to have but a need to have.
- Love the idea! In order to remain relevant in years to come, it needs to create enough revenue to maintain the building and cleanliness.
- Love the idea, have been to Dublin and Westerville. It is a great feature to both communities. My taxes have gone up over 2000 since I moved in because of sale and school and not ready for another increase, but love the idea of adding to community!
- Lowering taxes must be central focus!
- Macy's old building, great location.
- My family currently travels to Worthington and Dublin to use the indoor pools. An ice rink would be fantastic as well :)
- My feelings would change if I knew it would not further affect Northam Park. If you could purchase the Old Macy's lot and put it there, I'm all in. Anything that tries to cram one more thing into Northam Park, I oppose!
- My husband and I have felt the need for this for years!
- My husband was a swimmer and would have supported. I am an 89-year-old widow, and would attend some classes, senior activities, and some cultural events. We would have strongly supported in our younger years.
- My vote is to put this where the old Lazarus building was at Kingsdale! I love the idea of having a lazy river/splash area/water slide/hot tub in the zero-entry pool area.
- My wife and I would vote against any tax increase. Taxes are already sky high. The Schools just recently raised taxes to build and renovate buildings. Perhaps it's time to take a break from increases.
- Needs to serve as a wellness center for our residents. Include food, movement, socializing, and intellectual stimulation.
- No matter what is said by the city tax money will eventually be needed to pay for the operation of such a center infrastructure costs will also add to the tax burden; don't trust the city on this one.
- Not sure how much Silver Sneakers would impact my answer to 6d.

- Ohio is a high tax state, federal income taxes no longer support high tax states.
- Old Macy's location is ideal!
- Our family currently visits the Worthington Community Center to use their indoor pool and take preschool aged lessons. We pay by the visit. We often think how nice it would be for us and our preschool aged child to participate in indoor recreation in our own community. We feel it should cost less than a private gym membership and be on par with the monthly fees of other community centers in central Ohio. As parents, we would love the opportunity for affordable, indoor fitness classes and equipment as well.
- Our family thinks having a community center would be a huge benefit to UA. We have visited other community centers due to there being a lack of one in UA and have often wondered why UA doesn't have one. We're not currently a member at any fitness center or indoor sports center because the cost/convenience equation doesn't make sense. Having a community center in UA would definitely change that. Some of my favorite childhood memories are from going to the YMCA with my dad and brothers when I was growing up. I would love to make some similar memories with my kids.
- Our HH would not use a community center as we are members of a golf club that offers us all the items a community center offers. We use our golf club membership for these things and switching them to a community center doesn't make sense for us. On a second note, I feel strongly that a community center has to be able to support itself from member fees as opposed to using tax dollars for it; in both cap ex and operational spending.
- Parking and accessibility.
- Parking is critically important. Hosting a farm to table/crafts/market space could generate some revenue. Indoor space matters when it is very hot or cold outside.
- Please build a community center!
- Please build a community center. We can't afford private clubs.
- Please build a rec center with an indoor lap pool!!!
- Please make this happen!!!! Swim, fitness classes and gathering place. More jobs will help our community.
- Please our family strongly supports this.
- Please try to do this without a tax levy. We are already burdened tremendously with excessive school costs.
- Property taxes are already high, and already recently went up to rebuild the schools.
- Purchase and convert the old Macy's.
- Should tilt toward seniors.
- Some of the exercise classes at the Senior Center are too crowded, which suggests that we need some larger exercise class spaces.
- Squash courts.
- Stop spending our money, senior citizens lived on a fixed income. You push us to sell our homes!!!
- Stop the nonuse of Lazarus store retail space and utilize a community center here.
- Taxes are pretty darn high w/new school bldg. program plus I am sure there will be another tax increase floated fee a school operating levy.
- Taxes are too high already, stop the insanity now!
- Taxes have steadily increased, focus on maintaining existing resources like parks, sidewalks, roads. UA does not need to be in the fitness business. Residents are not going to be able to afford to live here.
- Thank you for doing this and all the work you're putting into it!
- Thank you for taking this on, it is long overdue, when you look at the exceptional centers in Dublin, Westerville, and Worthington.
- Thank you for the work.
- Thanks for doing this, appreciate involved community members.
- The community center should not include daycare. No daycare. Absolutely none.

- The current property taxes support a great city and school district. I believe that this facility should be built by private funds or various subsidies, philanthropic or corporate donations. I feel that many people in this community cannot take on any more tax increases. If left to the voters, I do not feel that this would pass. I do believe that this type of facility would be a jewel in the community, but only if the funding can be secured from private funds.
- The Dublin rec should be the model you use.
- The farmers market has improved since it relocated. Need a bigger farmers market.
- The old Lazarus site at Kingsdale should be taken from Kroger by eminent domain!
- The old Macy's building would be an ideal location if Kroger will sell the property.
- The old Macy's would be a great location.
- The only multigeneration I am familiar with is in Mason Ohio, now Cincinnati. Silver sneakers dances were free, others such as aquatic classes were about 3.00 per person which no longer their commitment many other arts and craft classes etc. had varying fees. It is a good facility there were family memberships fees that we only took advantage of this free membership classes.
- The property value increase and a recent school levy taxes increased are a major problem for those on fixed incomes. We as seniors should not be forced out of our long-term homes due to huge tax increases which benefit use very little.
- The task force should try to find private donors to cover the build out cost. It's unrealistic to expect the city to pay for the build and operations of this with tax dollars. Plus, many residents will never use it so they shouldn't have to fund it with their tax dollars, especially if the plan is to increase taxes.
- The us senior center is a disgrace. Police are bullies, moving soon.
- There already are an abundance of community activities available, both public and private. Parks, churches, schools, exercise facilities, adult education. If school projections are to be believed, land cost will prohibit this. Need to learn the difference between want and need.
- There are already many parks and sports for youth. The senior center is an embarrassment. Given what we spend on the schools and their fields, we are treating our seniors as an afterthought.
- There are people who would really benefit but could not afford to pay the fees, especially seniors. Also, as a handicapped person, I need a lift to enter a pool. The whole building must be accessible. An accredited person should be there to supervise.
- There is a strong need for additional ice rinks in the Columbus area and this could be a revenue driver for the facility.
- This has been on the agenda for years and nothing has happened. Hope this will be the right time!
- This is a must; been far too long for and issue nor to be addressed.
- This issue has already been put to a vote if we should have a community center and a "no" was voted both times, why do people keep pressing the issue? The majority of people do not want it, I certainly do not want my property taxes going up anymore and my household will not use a community center. Give a rest people.
- This project is so important. Location is less important than amenities. We already belong to lifetime, so any facility that offers more amenities at a comparable price is excellent.
- This should be implemented only when no tax is imposed.
- This would be great; many people would use it and it would increase appeal.
- Thought we already had a center like this?
- Tri village community center! UA, Grandview, marble cliff.
- UA dis-proportionally supports the public schools and youth sports and activities. The senior center is an embarrassment and woefully inadequate. After paying taxes for a lifetime, seniors should have updated and adequate facilities.
- UA sorely needs a Comm Center. Nearby suburbs Dublin, New Albany, Worthington, etc. all greatly benefit from this already. The former Macy's would be an ideal location.

- Upper Arlington has needed and wanted a community center for quite some time, people of all ages would benefit from this, most surrounding cities have them.
- Upper Arlington is a nice place to live, but it lacks the amenities of many of the surrounding areas (i.e. Hilliard, Dublin, etc.). A community center where residents could meet and exercise (i.e. swim, lift weights, walk, etc.) year-round is needed. It would increase the reasons to stay here and to buy a home here. A recreation center would be highly functional and immensely attractive to current and new residents. Upper Arlington needs to stay competitive with other areas and a center like this would be a major step in the right direction. U.A. needs to keep on getting better and offer people all it can!
- Upper Arlington lacks sports/activity facilities. The majority of winter sports are scheduled with late night practices or even Friday and Sunday due to limited space. There are zero indoor soccer facilities. With less and less children playing football, the need for indoor turf fields for lacrosse and soccer will continue to grow.
- Upper Arlington needs a community center!
- Use tax money to repair sidewalks/roads not for gyms we don't need higher taxes, and this certainly shouldn't be priority for taxpayer dollars.
- Use the new high school for such activities during non-school hours.
- Use the space where the old Macy's was!
- We absolutely need a com center. My kids are getting older, but we often drove to Dublin and Westerville for their rec centers.
- We already have sunny95 park for social gatherings - I think this center should be focused on indoor recreation space. Thank you for asking!
- We are a young couple planning to raise a family here, I answered this based on our future needs.
- We are fully supportive of a space that promotes a stronger community and health.
- We are new to the city and would love a community center. It was one drawback to this city!
- We are not seniors yet, but don't forget the seniors. Their current facility is substandard. I think their opinions count more than mine.
- We are older and would not use. Higher taxes are making it harder to sell house in the future.
- We are the only community without a facility.
- We currently belong to the McConnell which suits our needs/preferences very well, we traditionally support school levies not certain we would support a community center levy. I also worry that a "multigenerational" center will come at the expense with the highest rate of implicit bias is old people I think as senior population deserves a standalone facility, in multigenerational center will they become an afterthought?
- We desperately need lap lanes. There is a large population of older adults that enjoy lap swimming. The design and maintenance of the pool is important for its success. Water temp needs to be proper for swimming.
- We have lived here a long time and always thought it would be nice to have. Good luck.
- We have long needed one in Upper Arlington, my husband and I will use it 3-5 times a week, please make it low cost for seniors.
- We have many local after school programs that could operate out of a community center and therefore help offset costs.
- We need youth sports space! Basketball, baseball, football, our field space, and indoor facilities are lack luster.
- We use the Worthington community center for indoor swimming in the winter. We love the pools here in the summertime.
- We want and need a community center.
- We would have used this 15-20 years ago. I thought the Macy's building would have been a perfect location.
- We would love to have a facility close to home that didn't cost as much as the Lifetime Fitness Centers in Dublin. Or 20 mins to drive to the YMCA with a pool.

- When I moved to UA in 2007, I was very pleased with the parks, and outdoor pools and athletic facilities and fields. I was equally surprised that UA did not have a community/athletic center. I have felt that this compares very poorly to virtually every other Central Ohio Suburb.
- With little or no hiking areas, this is much needed.
- Would it help the city to lease space to some commercial vendor like Starbucks or Fleet Feet Sports?
- Would need individual trainers and massage. We are retired and healthy due to exercise, my wife is a member of a club downtown for 30 dollars a month, I run, but would use a pool and an indoor track.
- Would not use it.
- Would silver sneakers be available?
- You consistently divide your questions by age, however, do not include multi-generational opportunities.
- You might want to consider a yearly fee too.
- Your monthly pass is for four or more. We are a family of three. We do not feel a family of six children should be the same price.
- Youth activities would be great indoor pool would also be a great addition outdoor fields/tennis courts are also in demand so glad this is under consideration.

Q11. What is your age?

| Q11. Your age | Number | Percent |
|---------------|--------|---------|
| 18-34 | 111 | 17.6 % |
| 35-44 | 137 | 21.7 % |
| 45-54 | 121 | 19.1 % |
| 55-64 | 121 | 19.1 % |
| 65+ | 135 | 21.4 % |
| Not provided | 7 | 1.1 % |
| Total | 632 | 100.0 % |

WITHOUT NOT PROVIDED

Q11. What is your age? (without "not provided")

| Q11. Your age | Number | Percent |
|---------------|--------|---------|
| 18-34 | 111 | 17.8 % |
| 35-44 | 137 | 21.9 % |
| 45-54 | 121 | 19.4 % |
| 55-64 | 121 | 19.4 % |
| 65+ | 135 | 21.6 % |
| Total | 625 | 100.0 % |

Q12. Counting yourself, how many people in your household are:

| | Mean | Sum |
|-------------|------|------|
| number | 2.71 | 1689 |
| Under age 5 | 0.21 | 132 |
| Ages 5-9 | 0.25 | 153 |
| Ages 10-14 | 0.18 | 114 |
| Ages 15-19 | 0.15 | 95 |
| Ages 20-24 | 0.09 | 58 |
| Ages 25-34 | 0.22 | 138 |
| Ages 35-44 | 0.41 | 257 |
| Ages 45-54 | 0.34 | 214 |
| Ages 55-64 | 0.41 | 255 |
| Ages 65-74 | 0.23 | 145 |
| Ages 75+ | 0.21 | 128 |

Q13. Approximately how many years have you lived in the City of Upper Arlington?

| Q13. How many years have you lived in City of Upper Arlington | Number | Percent |
|--|--------|---------|
| 0-5 | 113 | 17.9 % |
| 6-10 | 84 | 13.3 % |
| 11-15 | 43 | 6.8 % |
| 16-20 | 64 | 10.1 % |
| 21-30 | 101 | 16.0 % |
| 31+ | 218 | 34.5 % |
| Not provided | 9 | 1.4 % |
| Total | 632 | 100.0 % |

WITHOUT NOT PROVIDED**Q13. Approximately how many years have you lived in the City of Upper Arlington? (without "not provided")**

| Q13. How many years have you lived in City of Upper Arlington | Number | Percent |
|--|--------|---------|
| 0-5 | 113 | 18.1 % |
| 6-10 | 84 | 13.5 % |
| 11-15 | 43 | 6.9 % |
| 16-20 | 64 | 10.3 % |
| 21-30 | 101 | 16.2 % |
| 31+ | 218 | 35.0 % |
| Total | 623 | 100.0 % |

Q14. What is your total household income?

| Q14. Your total household income | Number | Percent |
|----------------------------------|--------|---------|
| Under \$35K | 55 | 8.7 % |
| \$35K to \$59,999 | 75 | 11.9 % |
| \$60K to \$99,999 | 97 | 15.3 % |
| \$100K to \$149,999 | 121 | 19.1 % |
| \$150K+ | 207 | 32.8 % |
| Not provided | 77 | 12.2 % |
| Total | 632 | 100.0 % |

WITHOUT NOT PROVIDED

Q14. What is your total household income? (without "not provided")

| Q14. Your total household income | Number | Percent |
|----------------------------------|--------|---------|
| Under \$35K | 55 | 9.9 % |
| \$35K to \$59,999 | 75 | 13.5 % |
| \$60K to \$99,999 | 97 | 17.5 % |
| \$100K to \$149,999 | 121 | 21.8 % |
| \$150K+ | 207 | 37.3 % |
| Total | 555 | 100.0 % |

Q15. Have you voted in the past two years?

| Q15. Have you voted in past two years | Number | Percent |
|---------------------------------------|--------|---------|
| Yes | 607 | 96.0 % |
| No | 25 | 4.0 % |
| Total | 632 | 100.0 % |

Q16. What is your gender?

| Q16. Your gender | Number | Percent |
|------------------|--------|---------|
| Male | 308 | 48.7 % |
| Female | 310 | 49.1 % |
| Other | 1 | 0.2 % |
| Not provided | 13 | 2.1 % |
| Total | 632 | 100.0 % |

WITHOUT NOT PROVIDED

Q16. What is your gender? (without "not provided")

| Q16. Your gender | Number | Percent |
|------------------|--------|---------|
| Male | 308 | 49.8 % |
| Female | 310 | 50.1 % |
| Other | 1 | 0.2 % |
| Total | 619 | 100.0 % |

Q17. Which of the following best describes your race/ethnicity?

| <u>Q17. Your race/ethnicity</u> | <u>Number</u> | <u>Percent</u> |
|---------------------------------|---------------|----------------|
| White/Caucasian | 567 | 89.7 % |
| Asian | 31 | 4.9 % |
| Hispanic/Latino | 18 | 2.8 % |
| African American/Black | 2 | 0.3 % |
| Native American | 3 | 0.5 % |
| Other | 1 | 0.2 % |
| Prefer not to answer | 31 | 4.9 % |
| Total | 653 | |

WITHOUT NOT PROVIDED

Q17. Which of the following best describes your race/ethnicity? (without "prefer not to answer")

| <u>Q17. Your race/ethnicity</u> | <u>Number</u> | <u>Percent</u> |
|---------------------------------|---------------|----------------|
| White/Caucasian | 567 | 94.3 % |
| Asian | 31 | 5.2 % |
| Hispanic/Latino | 15 | 2.5 % |
| African American/Black | 2 | 0.3 % |
| Native American | 3 | 0.5 % |
| Other | 1 | 0.2 % |
| Total | 619 | |

Q17-7. Other

| <u>Q17-7. Other</u> | <u>Number</u> | <u>Percent</u> |
|---------------------|---------------|----------------|
| MIDDLE EASTERN | 1 | 100.0 % |
| Total | 1 | 100.0 % |

Section 3

Survey Instrument



COMMUNITY CENTER FEASIBILITY TASK FORCE

3600 Tremont Road | Upper Arlington, OH 43221
614-583-5030 | upperarlingtonoh.gov

Dear City of Upper Arlington Resident:

We need your help with the Community Center Feasibility Task Force Survey!

In July of 2019, City Council established the Community Center Feasibility Task Force (CCFTF)—comprised of 16 resident volunteers—to explore the feasibility of developing a multi-generational community center. The Task Force is currently seeking input from residents regarding their level of support for development of such a facility. This includes conducting a statistically valid survey.

Only a select number of households have been randomly chosen to participate in this statistically valid survey. This means your participation is very important.

Sharing your opinions in this survey is easy and should only take about 10 minutes to complete in one of the following ways:

- Fill out the enclosed survey by hand and return it in the enclosed, postage-paid envelope to ETC Institute, 725 W. Frontier Circle, Olathe, KS 66061; **OR**
- Complete the survey online, at www.uacommunitycentersurvey.org.

The ETC Institute is an independent consulting company, selected to administer this survey on behalf of the CCFTF. They will compile the data received and present the results to the Task Force. **Your responses will remain confidential.**

If you have questions or want more information, contact Jeff Anderson, Parks Planning & Development Manager, at janderson@uaoh.net. For additional details about the CCFTF and the study process, visit www.uacommunitycenter.com.

We thank you in advance for completing this important survey, and taking this opportunity to let your voice be heard!

Sincerely,

Margie Pizzuti
Task Force Co-Chair

Nick Lashutka
Task Force Co-Chair

About the Community Center Feasibility Task Force Study Process

This process is a direct result of feedback obtained during the 2018 Parks & Recreation Department’s Comprehensive Plan that showed strong support for fully investigating the potential for a community center in Upper Arlington. Additionally, as the existing Senior Center nears the end of its useful life, residents indicated strong support for evaluating the need for a multi-generational community center. The feasibility study is being conducted in two phases. In Phase 1, the CCFTF is seeking answers to three core questions: Do we need a community center? Do we want a community center? What kind of community center makes sense? If there is continued support for pursuing a community center, the study will transition to Phase 2, addressing details such as what key features should be included in a facility, where it might be located, and costs for construction, operations and ongoing maintenance.

Upper Arlington Community Center Feasibility Task Force would like your input to help determine the need for a multigenerational community center for our community. This survey will take 10-15 minutes to complete. When you are finished, please return your survey in the enclosed postage-paid, return-reply envelope. If you prefer, you can complete the survey online at www.uacommunitycentersurvey.org. We greatly appreciate your time.

What is a community center?

Community centers are public locations where members of a community tend to gather for group activities, social activities, public information, and other purposes. Community centers are a great place to meet, enjoy social, cultural, health, wellness and educational activities for all ages, and serve as a place for people to get involved in community life. A community center that fulfills these purposes may act as the “heart” of a community and be an identifying center.

Modern community centers are often based on the needs and interests of the local community. It can be a space that not only provides for recreational opportunities and event space, but also be a place for lifelong learning, multigenerational support, and access to arts and cultural opportunities. What is important is that when planning for a community center it is designed for each unique community.

1. Are you or other members of your household currently using any INDOOR recreation, sports, fitness, meeting space or aquatic facilities?

____ (1) Yes ____ (2) No

2. The City is considering developing a new multigenerational community center. Listed below are potential features that could be incorporated into the design of a multigenerational community center. For each one, please indicate approximately how often you and members of your household would use each of these features.

| How often would your household use these features: | | Several times per week | A few times per month | At least once a month | Less than once a month | Seldom/ Never |
|--|--|---------------------------|--------------------------|--------------------------|---------------------------|------------------|
| 01. | Multipurpose courts for basketball, volleyball, etc. | 5 | 4 | 3 | 2 | 1 |
| 02. | Weight room/cardiovascular equipment area | 5 | 4 | 3 | 2 | 1 |
| 03. | Multipurpose space for classes/meetings/parties | 5 | 4 | 3 | 2 | 1 |
| 04. | Aerobics/fitness/martial arts/dance space | 5 | 4 | 3 | 2 | 1 |
| 05. | Arts and crafts rooms | 5 | 4 | 3 | 2 | 1 |
| 06. | Meeting and event space | 5 | 4 | 3 | 2 | 1 |
| 07. | Lap lanes for exercise swimming | 5 | 4 | 3 | 2 | 1 |
| 08. | Warm water areas for therapeutic purposes | 5 | 4 | 3 | 2 | 1 |
| 09. | Leisure pool zero depth entry | 5 | 4 | 3 | 2 | 1 |
| 10. | Indoor stage/performing arts | 5 | 4 | 3 | 2 | 1 |
| 11. | Rock climbing wall | 5 | 4 | 3 | 2 | 1 |
| 12. | Childcare (while using facility) | 5 | 4 | 3 | 2 | 1 |
| 13. | Unstructured indoor play space | 5 | 4 | 3 | 2 | 1 |
| 14. | Unstructured indoor gathering space | 5 | 4 | 3 | 2 | 1 |
| 15. | Preschool programming space | 5 | 4 | 3 | 2 | 1 |
| 16. | Senior programming space | 5 | 4 | 3 | 2 | 1 |
| 17. | Indoor running/walking track | 5 | 4 | 3 | 2 | 1 |
| 18. | Indoor turf field | 5 | 4 | 3 | 2 | 1 |
| 19. | Blackbox performance theater | 5 | 4 | 3 | 2 | 1 |
| 20. | Gymnastics programming space | 5 | 4 | 3 | 2 | 1 |
| 21. | Culinary arts demonstration kitchen | 5 | 4 | 3 | 2 | 1 |
| 22. | Teen gathering space | 5 | 4 | 3 | 2 | 1 |
| 23. | Training space for outdoor sports | 5 | 4 | 3 | 2 | 1 |
| 24. | Other: _____ | 5 | 4 | 3 | 2 | 1 |

3. Which FOUR of the features listed in Question 2 would ADULTS in your household age 19 or older use MOST OFTEN if they were included in a new multigenerational community center? [Write in your answers below using the numbers from the list in Question 2, or circle "NONE".]

1st: ____ 2nd: ____ 3rd: ____ 4th: ____ NONE

4. Which FOUR of the features listed in Question 2 would YOUTH in your household age 18 or younger use MOST OFTEN if they were included in a new multigenerational community center? [Write in your answers below using the numbers from the list in Question 2, or circle "NONE".]

1st: ____ 2nd: ____ 3rd: ____ 4th: ____ NONE

5. Please check ALL of the activities listed below that your household would use at a community center.

- (01) Exercise and fitness
- (02) Team sports
- (03) Drop-in activities
- (04) Classes
- (05) Meeting and event space
- (06) Art and theater
- (07) Childcare (while using the facility)
- (08) Senior activities
- (09) Aquatics
- (10) Lifelong learning classes
- (11) Other: _____
- (12) Wouldn't use a community center

Membership costs are provided below for context to the questions following the table.

| Direct Similar Providers - Fitness Membership Pricing | | | |
|--|--|--|--|
| Agency | Monthly Rate- Single Adult Membership | Monthly Rate- Couple Membership | Monthly Rate- Family (4) Membership |
| Dublin Community Recreation Center | \$21.00 | \$35.58 | \$53.08 |
| LA Fitness | \$34.99 | \$69.98 | \$139.96 |
| Life Time Fitness | \$49.00 | \$89.00 | \$109.00 |
| McConnell Heart Health Center | \$88.15 | \$146.20 | n/a |
| Ohio State Health & Fitness Center | \$89.00 | \$129.00 | \$159.00 |
| Prairie Township Community Center | \$18.92 | \$32.42 | \$41.50 |
| Prairie Township with Group Fitness | \$38.92 | \$52.42 | \$61.50 |
| Premier at Sawmill Athletic Club | \$89.00 | \$114.00 | \$144.00 |
| Westerville Community Center | \$26.00 | \$52.00 | \$70.00 |
| Worthington Community Center* | \$21.67 | \$35.00 | \$47.50 |
| YMCA - Hilltop, North, Ward | \$36.99 | \$52.99 | \$57.99 |
| YMCA - Gahanna, Grove City, Hairston, Liberty | \$49.99 | \$76.99 | \$86.99 |
| YMCA - Hilliard | \$43.99 | \$71.99 | \$76.99 |
| YMCA - Garver, Reynoldsburg | \$39.99 | \$62.99 | \$68.99 |
| Average:** | \$46.00 | \$73.00 | \$86.00 |

* Annual Membership divided by 12

** Rounded to Nearest Dollar

6. Much of the cost of operating a new multigenerational community center would need to be covered by user fees. Knowing this, which ONE of the following would be your preferred way of paying to use a multigenerational community center if it had the features you most prefer?

- (1) Monthly family pass [Answer Question 6a]
- (2) Monthly adult pass [Go to Question 6b and 6c]
- (3) Monthly senior center access only [Go to Question 6d]
- (4) Pay per visit [Go to Questions 6e and 6f]
- (5) Don't know [Answer Questions 6a – 6f]
- (6) I'm not willing to pay to use the center [Go to Question 7.]

- 6a. What is the **MAXIMUM** amount you would be willing to pay for a **MONTHLY FAMILY pass (4 or more people)** to use a new multigenerational community center if it had the features most important to your household?
 ____ (1) \$125 or more per month
 ____ (2) \$100 - \$124 per month
 ____ (3) \$75 - \$99 per month
 ____ (4) Less than \$75 per month
- 6b. What is the **MAXIMUM** amount you would be willing to pay for a **MONTHLY COUPLES** pass to use a new multigenerational community center if it had the features most important to your household?
 ____ (1) \$100 or more per month
 ____ (2) \$75 - \$99 per month
 ____ (3) \$50 - \$74 per month
 ____ (4) Less than \$50 per month
- 6c. What is the **MAXIMUM** amount you would be willing to pay for a **MONTHLY INDIVIDUAL** pass to use a new multigenerational community center if it had the features most important to your household?
 ____ (1) \$50 or more per month
 ____ (2) \$40 - \$49 per month
 ____ (3) \$30 - \$39 per month
 ____ (4) Less than \$30 per month
- 6d. What is the **MAXIMUM** amount you would be willing to pay for a **MONTHLY SENIOR INDIVIDUAL** pass to use a new multigenerational community center if it had the features most important to your household?
 ____ (1) \$50 or more per month
 ____ (2) \$40 - \$49 per month
 ____ (3) \$30 - \$39 per month
 ____ (4) Less than \$30 per month
- 6e. What is the **MAXIMUM** amount you would be willing to pay for a **DAILY ADULT** fee to use a new multigenerational community center if it had the features most important to your household?
 ____ (1) \$10 or more per visit
 ____ (2) \$8-9 per visit
 ____ (3) \$6-7 per visit
 ____ (4) \$5 or less per visit
- 6f. What is the **MAXIMUM** amount you would be willing to pay for a **DAILY CHILD** fee to use a new multigenerational community center if it had the features most important to your household?
 ____ (1) \$8 or more per visit
 ____ (2) \$7 per visit
 ____ (3) \$6 per visit
 ____ (4) \$5 per visit
 ____ (5) \$4 or less per visit

With the understanding that the City Council has pledged that no public funds would be spent on the construction of a community center without a vote of the people, please help us understand your level of support.

7. How strongly would you support the construction of a community center that included the features most important to your household, if it could be accomplished without increasing taxes on residents?
 ____ (1) Very Supportive [skip to Q8]
 ____ (2) Somewhat Supportive [skip to Q8]
 ____ (3) Neutral [skip to Q8]
 ____ (4) Somewhat Unsupportive [answer Q7a]
 ____ (5) Not Supportive at All [answer Q7a]
- 7a. If you answered “Somewhat Unsupportive” or “Not Supportive at All” to Q7, please indicate why you answered this way. *[Check all that apply]*
 ____ (1) I need more information before I can answer
 ____ (2) Our household wouldn't use it
 ____ (3) I think that user fees will be too expensive
 ____ (4) There isn't a need for a community center in Upper Arlington
 ____ (5) I believe it will compete too much with private providers
 ____ (6) I don't believe that a community center is an appropriate role for a government/don't support using tax dollars
 ____ (7) Other: _____
8. How strongly would you support the construction of a community center that included the features most important to your household, if it required increasing taxes?
 ____ (1) Very Supportive [skip to Q9]
 ____ (2) Somewhat Supportive [skip to Q9]
 ____ (3) Neutral [skip to Q9]
 ____ (4) Somewhat Unsupportive [answer Q8a]
 ____ (5) Not Supportive at All [answer Q8a]

8a. If you answered “Somewhat Unsupportive” or “Not Supportive at All” to Q8, please indicate why you answered this way. [Check all that apply]

- (1) I need more information before I can answer
- (2) Our household wouldn't use it
- (3) I am not willing to pay more taxes to support a community center
- (4) There isn't a need for a community center in Upper Arlington
- (5) I believe it will compete too much with private providers
- (6) I don't believe that a community center is an appropriate role for a government/don't support using tax dollars
- (7) I'm okay with the idea of a new community center, but I do not want to pay higher taxes
- (8) Other: _____

9. Using a scale of 1 to 5, where 5 means "Strongly Agree" and 1 means "Strongly Disagree," please rate your level of agreement with the following statements. A rating of 3 indicates that you understand the issue but are neutral. Circle "9" if you don't have enough information to have an opinion.

| Statements | Strongly Agree | Agree | Neutral | Disagree | Strongly Disagree | Don't Know |
|--|----------------|-------|---------|----------|-------------------|------------|
| 1. It is valuable to me to have a community center | 5 | 4 | 3 | 2 | 1 | 9 |
| 2. I believe a community center would boost property values in our community | 5 | 4 | 3 | 2 | 1 | 9 |
| 3. The City of Upper Arlington needs a community center | 5 | 4 | 3 | 2 | 1 | 9 |
| 4. A community center should be geographically located as close to the middle of our community as possible | 5 | 4 | 3 | 2 | 1 | 9 |
| 5. Our community needs more fitness, recreation and social opportunities for youth and teens | 5 | 4 | 3 | 2 | 1 | 9 |
| 6. Our community needs more fitness, recreation and social opportunities for seniors | 5 | 4 | 3 | 2 | 1 | 9 |
| 7. A community center should generate revenue from user fees (e.g., memberships, daily fees, rentals) to help cover the cost of operations | 5 | 4 | 3 | 2 | 1 | 9 |
| 8. A community center should include social gathering spaces | 5 | 4 | 3 | 2 | 1 | 9 |

10. Please share any additional comments that could assist the Task Force in determining the feasibility of an indoor multigenerational community center for the City of Upper Arlington.

DEMOGRAPHICS

11. What is your age? _____ years

12. Counting yourself, how many people in your household are:

- Under age 5: _____ Ages 15-19: _____ Ages 35-44: _____ Ages 65-74: _____
- Ages 5-9: _____ Ages 20-24: _____ Ages 45-54: _____ Ages 75+: _____
- Ages 10-14: _____ Ages 25-34: _____ Ages 55-64: _____

13. Approximately how many years have you lived in the City of Upper Arlington? _____ years

14. What is your total household income?

- (1) Under \$35,000 (3) \$60,000 to \$99,999 (5) \$150,000 or more
 (2) \$35,000 to \$59,999 (4) \$100,000 to \$149,999

15. Have you voted in the past two years? (1) Yes (2) No

16. What is your gender? (1) Male (2) Female (3) Other (4) Prefer not to disclose

17. Which of the following best describes your race/ethnicity? *[Check all that apply]*

- | | |
|---|---|
| <input type="checkbox"/> (1) White/Caucasian | <input type="checkbox"/> (5) African American/Black |
| <input type="checkbox"/> (2) Asian | <input type="checkbox"/> (6) Native American |
| <input type="checkbox"/> (3) Pacific Islander | <input type="checkbox"/> (7) Other: _____ |
| <input type="checkbox"/> (4) Hispanic/Latino | <input type="checkbox"/> (8) Prefer not to answer |

This concludes the survey. Thank you for your time.

Please return your completed survey in the enclosed return-reply envelope addressed to:

ETC Institute, 725 W. Frontier Circle, Olathe, KS 66061

Your responses will remain completely confidential. The address information printed to the right will ONLY be used to ensure that responses are geographically spread across the community. Thank you.