

# 03

## COMMUNITY ENGAGEMENT



[uacommunitycenter.com](http://uacommunitycenter.com)



# KEY STAKEHOLDER INTERVIEW SUMMARY

Upper Arlington Community Center Feasibility Study

## KEY STAKEHOLDER SUMMARY

### 1.1 OVERVIEW

As part of the Community Center Feasibility Study, The City of Upper Arlington seeks to understand the level of need, what are the priorities for potential indoor spaces dedicated to parks and recreation, and help to determine if and how the City should move forward to address the need. The planning process began with soliciting community input. Specifically, the initial community input process sought to establish a baseline understanding of:

What are the strengths within the system, as it pertains to facilities and programs?

What programs should/could be offered in a new community center, if developed?

What indoor recreational spaces are most needed in a new community center, if developed?

What is the most critical element in getting a new community center built that the Task Force and Planning Team need to make sure is addressed as part of the feasibility study?

What are the key partnerships that should be considered (development and operations)?

What ideas do you have about funding the development of the facility and funding operations?

To establish the baseline understanding, the Planning Team conducted a series of stakeholder interviews and focus group discussions, as well as an initial data gathering public forum. The following sections summarize and highlight the key findings from the community input process.

### 2.1 STAKEHOLDER INTERVIEWS

Over a two-week period in January 2020, the Planning Team conducted interviews by phone that included almost 40 individuals. These interviews included key stakeholders in the community.

Key Stakeholder Interviews	
City staff	Ohio Health
Upper Arlington City Schools	<b>Nationwide Children’s Hospital</b>
Parks and Recreation Advisory Board	Orthopedic One
Senior Advisory Council	The Ohio State University
National Churches Residences	YMCA of Central Ohio
Upper Arlington Commission on Aging	Upper Arlington Public Library
Community Center Task Force Members	Upper Arlington Community Foundation
Mount Carmel	Syntero

### 3.1 SYNTHESIS AND KEY THEMES

Based on feedback from these stakeholder interviews, the following key themes regarding the feasibility of a new community center emerged. It should be noted, however, this summary reflects responses provided by interview participants and comments do not necessarily constitute Planning Team recommendations.

- Most of the Key Stakeholders have used the facilities and programs as visitors and participants. Some have affiliation with the City of Upper Arlington Parks and Recreation is through partnerships in facility use and programming. Many of the Key Stakeholders are residents of Upper Arlington and serve the community as part of an organization. Several have rented shelters, registered and participated in programs, walk the trails, take dogs to the park, have had kids in the youth sports programs, visited a pool, used the playgrounds, and are members of the Senior Center. Everyone interviewed, who has participated in programs, stated there is an overwhelming need for dedicated parks and recreation indoor spaces.
- Many agree that the staff expertise and distribution of parks are the greatest strengths which has enabled the system to provide high-quality services and equity in access. The facilities and services highlighted as strengths of the system are The Amelita Mirolo Barn, lifelong learning programs, playgrounds, Tremont Pool, events that bring the community together, natural areas and open space, maintenance of the parks and facilities, walking paths, youth sports fields, and Senior Center programming.

Key Stakeholders identified a couple of big challenges when responding to the question about the system strengths. The lack of indoor dedicated space and the aging Senior Center does not **reflect the City's efforts toward improving quality of life. A new community center could alleviate both of these and take the City's parks and recreation system and services to the next level.**

- A significant number of existing programs can transition to the potential community center and new recreational trends, if developed. The programs that were identified as being offered in a new community center are senior programming, group fitness, fundamentals of visual arts, cultural arts, culinary arts, lifelong learning programs, learn to swim, specific condition rehabilitation, tutoring, youth sports and clinics, training/conditioning programs, nutrition programs, adult sports, dance classes, life skills programs, preschool programs and childcare for adults using the facility. In addition to these programs, many believe that the facility should not be programmed to the point that it interferes with membership benefits, such as open gym.
- A new community center should have a balance of programming spaces and passive recreation spaces that members/visitors can use at their leisure. Spaces that support this approach are community gathering spaces with various types of seating, walking track, indoor pool for lap swim and play, lazy river for water fitness, therapy pool, fitness room, group fitness rooms, multi-purpose rooms, demonstration kitchen, café, support staff spaces, storage, indoor multi-use turf field, indoor playground, dedicated senior space, stage for performance and lectures, intergenerational spaces, large reception room with kitchenette, stretching areas, and gymnasium. Gym space was brought up by almost all Key Stakeholders. Many elaborated to comment that the City could not overbuild the gyms. Many believe there needs to be at least four gyms for open gym and programs.
- The most critical element of getting a new community center built that needs to be addressed is the funding strategy. The funding strategy should be a creative mixture of public and private dollars towards development and operations. Many went on to include that the operational cost

should have user fees that support the facility. The user fees should take into account that the community will be paying for the development of the facility and be reasonable. In addition, many of the Key Stakeholders added that ongoing community engagement and location of the facility were also critical elements to be addressed. Many believe that the ongoing community engagement is the key to ensuring the residents are comfortable with moving forward.

- All Key Stakeholders believe that the health and wellness industry is one of the key partnerships that should be explored as part of development and operations of a new community center. Each of the local employers within the health and wellness industry that were interviewed expressed an interest in exploring partnerships. In addition, many believe that a community center could serve as a conduit for other much needed public services. Partnerships with other similar service providers can help alleviate the burden of operations and the associated expenditures by spreading it out across multiple providers. One such provider that is interested in exploring a partnership is the YMCA of Greater Columbus.

A couple of unique partnerships were offered up by Stakeholders. One such partnership is if the **location previously occupied by Macy's was selected as the site. This partnership would be for** mixed use of the site to include residential with a little retail and a community center. This could include a membership component for the residents in the mixed-use residential units. The second unique partnership is with colleges and universities to develop a wing of the center to be an incubator for recreation and fitness degrees. Students would gain hands on teaching that could help alleviate operational overhead. Students would serve as staff in the facility to help with operations as part of their degree.

Specific organizations recommended for partnership are:

Potential Partnerships to Explore	
Upper Arlington Commission on Aging	Ohio Health
Community Center Task Force Members	<b>Nationwide Children's Hospital</b>
Mount Carmel	Orthopedic One
Silver Sneakers / AARP	The Ohio State University
Upper Arlington Youth Sport Leagues	YMCA of Central Ohio
Upper Arlington City Schools	Upper Arlington Public Library
Kroger, Whole Foods, Giant Eagle	Upper Arlington Community Foundation
Syntero & mental health services	McConnell Heart Health Center
Childcare providers	Upper Arlington Civic Organizations
Transportation providers	

- Key Stakeholders agree that all potential funding sources should be considered to alleviate the full cost of development being covered by the taxpayers. Many believe the efforts should include a **"Legacy" capital campaign with naming rights** as a major component with Upper Arlington being an affluent community. They expressed how much the park system has touched all of the **resident's lives in a positive way over the years**, helping to build valuable memories with their families. This is something that people will support if a capital campaign is part of the overall

mix of funding. Additional funding in the form of corporate naming rights were suggested for the build out of the demonstration kitchen, fitness room, multi-use spaces, indoor play area, and fieldhouse or gymnasium. Additional suggestions about funding for development and operations are:

- Use expiring bonds and rollover to support this project without raising taxes.
- Explore all applicable grant opportunities.
- Sell the land the Senior Center is on now for development.
- Sell bricks to line the walkway to the entrance.
- Use City reserves to bring down the cost.
- Explore other taxes that can support this, like food & beverage or hotel/motel tax.
- Run as many tournaments as possible in the facility to generate revenue to offset expenditures.
- Identify and communicate the combination of tax dollars and user fees.
- Develop leased spaces for other organizations and businesses.
- Banking location in the facility or other business providers.
- Real Estate tax or impact fee.
- Named restaurant group to be a part of the facility.
- YMCA has the ability to bring in private donations with national recognition.

Key Stakeholders additional comments, questions, concerns or suggestions:

- Change is difficult for seniors, very important to keep sense of community for them.
- Locate the rec center in populated areas where people live and there are businesses, so it will be used.
- Keep it in a dynamic setting.
- For a good location -they may have to demo some single-family homes to make it fit in an area it will be seen and used.
- The Kroger owned space would be ideal for a Community Center. If we could leverage them into being a partner.
- Land is hard to come by in UA. We need to consider options that may border Upper Arlington.
- While indoor space is the focus, exterior amenities would be nice (pavilion, walking paths, gardens).
- Consider a new community center at the site of the current City Municipal Complex. The building can be raised and one facility for the community and the City operations.
- A meeting room that opens to the outdoors into a sort of outdoor classroom would be appealing.
- Adding significant amount of gym space - offered to the community when not in use. Schools are somewhat community centers after school.
- Gym space will be an issue. No danger of overbuilding gym space.
- If it is determined to be feasible. We would like to develop a first-class facility that fits within the community and standards up to this point.
- It will be interesting to hear what the taxpayers say about the center.
- Spoke to numerous people who want it, because there is nothing to do, nowhere to go. Close proximity and less travel time. People in UA are active and always wanting to do things.
- Taxes are a hard sell to just put it on the taxpayer.
- The Stand Project would love to see if there is an opportunity to partner as well.
- All we are talking about is **the what's and the ifs**. **We** are creating an agenda and a forum for those that want this. What are we doing to create an agenda and a forum for those that are against it?
- Do we have an avenue to engage and educate the people against the needs of the community? Pop-ups should also be for what people do not want.

- Can a sign board be created that asks if you are for or against? If against, what is it that makes it not of interest.
- We need to hear from both groups of seniors - those that use the senior center and those that do not.
- Is there an advantage to constructing a few of the centers in different locations of the community like the parks are currently distributed?
- Thinking of a place where residents that are home-bound or bed-ridden. Think of ways to help these folks, with technology to engage them - call in story time, discussion or an audio class for these folks.
- Financial Sustainability is critical
- Self-supporting level, what is the reasonable amount?
- Regardless of how it is built, collaboration is absolutely necessary!
- Helpful to get the crowdsourcing website up and running. Try to get a story in the paper each week as to where we are in the process.
- We need to follow up with people who want to be involved and define how we can have them help. This is imperative.
- Bummed that the City Council agreed to take it to a vote. If something goes wrong, then the people who did not want it, they will use it as an example to bash the officials.
- Is the ballot thing yes or no, or is it a choice of one thing over another? This should be framed soon. People will want to know. People will start asking.
- Tennis people need to be a part of the conversation.
- Think about us as advocates. We can help with that as well.
- **Good to have in the forefront the status of the Macy's building.** Majority of the community is assuming that this is a potential location. If it is or if it is not, it needs to be communicated to the public. It needs to be repeated.
- Long overdue to have a facility like this.



May 20, 2020

# STAKEHOLDER FOCUS GROUP SUMMARY

Phase 1

Upper Arlington Community Center Feasibility Study

## OVERVIEW

On February 5th and 6th, eight focus groups were conducted in 1-hour sessions to gather feedback on participant's level of support for a community center and key issues and opportunities related to the development of a community survey. Nearly 70 people participated in the eight focus groups, which included active sports, arts and culture, the business community, community organizations, lifelong learning, recreation, and seniors (two sessions were held for seniors).

During each session, participants were given a brief introduction about the study including a description of the Community Center Feasibility Task Force, an overview of the project process, and information about what a community center may include.

Following the introduction, participants were asked to individually complete a worksheet with the following questions:

1. Would your organization benefit from having access to a community center (Yes or No)? If yes, how would it be a benefit? If no, how would it be a disadvantage?
2. What should be included in a community center?
3. What current challenges do you have in finding space for programming and events?
4. What would be the most critical elements for the task force or City to address related to a community center?

After participants had time to individually complete the worksheets, a facilitator(s) led a group discussion on the responses to the questions. Feedback from the group conversation was recorded on flip-chart paper.

## WHO DID WE TALK TO?

Active Sports  
Arts & Culture  
Business Community  
Community Organizations  
Lifelong Learning  
Recreation  
Seniors (2 sessions)

## WHAT DID WE HEAR?

Upon analyzing the output from the focus groups, there were common themes or findings from the feedback. These findings are outlined in more detail below (in no specific order). There are also user-specific comments that were shared by each group.

### Level of Support

Nearly all participants showed a strong level of support for the development of the community center. Generally, people who were moderately supportive desired more information and specifics on funding, cost, and location of the community center. The consultant team shared general information about potential funding options and location, but expressed that more specifics would come later in the study, should a community center be needed and desired in the community. However, overall, the feedback from the Stakeholder Focus Groups did demonstrate a need and interest for a community center within the City.

## Key Findings - All Stakeholder Focus Groups

- It is important all user groups are served and supported through the design and programming of a future facility. This includes people of different ages (e.g. older adults, teens, families) and people with different interests or activities (e.g. recreation, arts, volunteer).
- Participants noted a higher level of support if the center does not consume existing green space or open space within the City.
- There is a strong desire to have a central gathering space within the City as well as a central point to connect and share community information.
- A future facility accessible by all modes of travel including driving, biking, and walking. This includes people of all ages and abilities.
- There is a desire for the facility to be centrally located in the community.
- Participants felt programming within the facility should not duplicate, but instead support, existing offerings by local businesses and public organizations.
- Currently, user groups lack adequate access to use existing facilities, such as in the schools.
- There is a **STRONG** need for a place that allows middle school and high school students to gather informally outside of school hours.
- Active sports groups feel there is inadequate space in the community to serve existing and projected youth sports activities.
- It is important the facility be funded through creative options and partnerships that will lessen the burden on the community.
- There is a strong need for a variety of flexible meeting spaces within the community that are affordable and equipped with the technology and amenities (e.g. food service).
- Currently, there is a “flight” out of Upper Arlington for meeting and activity space. Participants noted a community center would help keep residents in and connected to the City.

- Many focus groups participants noted that they are currently members at other community centers within the region, but would prefer to be a member within their own community.
- Participants felt there is a need for facilities for special needs children. Additionally, inclusiveness and universal design were mentioned as important elements in a future facility.

## Key Take-Aways By User Group

### Active Sports

- The school facilities are not currently able to meet the needs of the active sports groups. When active sports do have access to school facilities, they feel some of the facilities are inadequate and the hours that are offered to them are usually late and disrupt schedules for participants (e.g. conflicts with family time, bedtime, doesn't promote healthy lifestyles).
- An ideal facility would accommodate multiple family members at once, where each person can be participating in their individual activity at the same time (e.g. parent working, child studying or participating in swim lessons).
- Currently, people are going outside of the City for activities, although, they prefer to stay within the community.
- Some programs are actually turning children away, such as swimming, because there isn't enough space to accommodate the interest.
- There is a need for turf fields for sports.
- There is a need for facilities for children with special needs.

### Arts & Culture

- Spaces that are flexible and accessible are important.
- Facilities should include adequate storage space for many different materials and tools.
- Current offerings that satisfy the need within the City should not be duplicated.
- The design should consider integrating art and/or a



gallery into the space.


- Groups are competing for space in schools, which are not currently meeting their needs.
- The arts and culture groups need a “home.”
- A performance hall or room that can host a variety of performing arts such as youth bands and plays is desired in a community center.

## Business Community

- There is a need for many different types of meeting spaces with amenities that include access to catering and easy to use technology.
- Location and cost of a proposed community center are very important factors to the business community.
- A community center should be an attractive hangout space for the community, especially teenagers (e.g. coffee shop).
- Participants emphasized the importance of making sure there is a need within the local market for a community center and to ensure it adds to the community and does not detract from current business.
- Flexibility within the facility is a desirable attribute.
- A multi-generational facility is desired to accommodate all age ranges.

## Community Organizations

- There is a need for affordable meeting space of many different sizes, especially large meeting space (hundreds of people).
- There was support for a community center that accommodates more than sports and recreation.
- The City already has great outdoor parks and recreation but there is a need for space indoors during colder months.
- There is a desire to have space for teenagers to use as an outlet from school.
- Spaces should be flexible and the center should offer a wide range of hours.



PARTICIPANT WORKSHEET

## Lifelong Learning / Education

- Many child programs (e.g. after school programs, summer programs, special education) are in high demand and they are very competitive to get into, often turning away families.
- The group felt the center needs to encompass what is truly needed by residents, so it has long-term support and high usage.
- There are many opportunities to partner with existing organizations for programming the facility.
- There is a community-wide need for additional special education programs.

## Recreation

- It is desired to have spaces that are flexible and are highly accessible.
- There is a desire to have a central space within the City for gathering and to build community.
- A central location and creative funding options are important considerations for the future.
- All user groups should be supported through the design and programming of the future facility.

### Seniors

- There is strong support to build a community center that is multi-generational and has a “senior center” component.
- This user group supported having a dedicated space and time for seniors.
- Programming and space for intergenerational activities is desired.
- An important attribute to this group was having a community center that is highly accessible by driving, biking, walking, and transit.
- The group felt facilities should support a range of activities including recreation, health, food, and arts.



#### SETTING THE DIRECTION

There is clear support for a community center from these Stakeholder Focus Groups. There is also a desire to further examine specific priorities for a center within Upper Arlington. Many expressed a desire for a future facility that supports all people within the community, and offers a range of facilities and activities. Many people showed support for a facility that is multi-generational and highly accessible by all modes of travel. A central location, funding, and cost of the facility were also important factors to consider from the groups.



May 20, 2020

# COMMUNITY POP-UP SUMMARY

Phase 1

Upper Arlington Community Center Feasibility Study

## OVERVIEW

During the Months of January, February, and March a series of community pop-up events were held to gather community feedback on the potential creation of a community center. A total of twelve pop-up events were scheduled. This included the following locations.

- 2020 State of the City
- UA High School Basketball games (x2)
- Volunteer UA Expo
- Elementary and Middle School Gallery Reception (x2) (MSC)
- Tremont Library
- UA Stage (UA High School dinner production)
- Giant Eagle Market District Wine Night
- High School Production of Cinderella
- UA Senior Center
- Hastings Middle School Production of Frozen

Each pop-up included participation from 20-50 residents, with a total participation of approximately 460 residents.

## Activity Overview

A series of mobile boards were created to facilitate community input. Participants at each location were ask to participate on a voluntary basis. The boards were designed to self guide participants , and taskforce members were also on hand to assist participants in the activities. The following questions were asked as part of the pop-up activities.

### WHO DID WE TALK TO?

The community at large  
Attendees at special events  
Youth  
Seniors

Q: What is your level of support for an Upper Arlington community center?

Q: What types of facilities do you use or activities do you participate in now? This could include gathering with friends, painting for fun, or even rock climbing!

Q: What types of facilities or activities would you like to see in a community center? Use your dots to vote for your top 6!

Q: Where do you currently access facilities for recreation, health, and wellness?

Q: Would you consider using and/or joining a community center in addition, or as an alternative to, your current facility?

Q: How would location of the community center impact your level of support?

Q: "I would like the community center to be located as central as possible.

### Key Findings/Results

The following are the key findings from the pop-up events.

**Q:** What is your level of support for an Upper Arlington community center?

*Out of a total of 460 responses the average score was a 4.66 out of 5 (1 not supportive at all, 5 very supportive)*

**Q:** What types of facilities do you use or activities do you participate in now? This could include gathering with friends, painting for fun, or even rock climbing!

*The number of responses were received with this question. The following word cloud illustrates the results. The larger the word the greater the frequency of the mention/response.*



**Q:** What types of facilities or activities would you like to see in a community center? Use your dots to vote for your top 6!

*A total of 427 votes were cast in response to this question. The following are the results as a percentage of the votes cast.*

Community Services	5%
Fine Art	6%
Multi-Purpose Gym	13%
Indoor Pool	14%
Fitness Facilities	12%
Adaptive Facilities	5%
Meeting Space	6%
Intergenerational Activities	5%
Indoor Field Play	10%
Community Events	7%
Café or Lunch Spot	9%
Life Long Learning Opportunities	6%

**Q:** Where do you currently access facilities for recreation, health, and wellness?

*At total of 348 participants responded to this question, the following are the results.*

Private Gym	36%
Private Club	12%
Schools	14%
Upper Arlington Facility	18%
Other	16%
None	

**Q:** Would you consider using and/or joining a community center in addition, or as an alternative to, your current facility?

Yes	82%
No	5%
Not sure/Don't know	13%

## Upper Arlington Community Center Feasibility Study

---

Q: How would location of the community center impact your level of support?

*At total of 321 participants responded to this question, the following are the results.*

<i>North (Negative)</i>	<i>12%</i>
<i>North (Positive)</i>	<i>5%</i>
<i>Middle (Negative)</i>	<i>2%</i>
<i>Middle (Positive)</i>	<i>67%</i>
<i>South (Negative)</i>	<i>9%</i>
<i>South (Positive)</i>	<i>5%</i>

Q: "I would like the community center to be located as central as possible.

*At total of 277 participants responded to this question, the following are the results.*

<i>Yes</i>	<i>89%</i>
<i>No</i>	<i>3%</i>
<i>Not sure</i>	<i>8%</i>



*Participants at the State of the City participating in a community pop-up.*



May 20, 2020

# COMMUNITY MEETING SUMMARY

Phase 1

Upper Arlington Community Center Feasibility Study

## OVERVIEW

On February 27th a public meeting was held and the Upper Arlington Community Center to gather feedback on participant's level of support for a community center and key issues and opportunities related to the development of a community survey. Nearly 40 people participated in the meeting from the general public.

A presentation was given by the consultant team at the beginning of the meeting. The presentation covered the project purpose, scope, schedule, and review of the meeting activities. Following the presentation participants broke into small groups to conduct table activities to consider the development of a community center.

During the table work participants used post-it notes to record what they think are the biggest issues and opportunities related to the development of the community center. After each participant completed their post-its they shared them as a group and put them on a group board. The last step of activity was the completion of a level of support card. The card asked for each individual's level of support on a scale from 1-5 with 1 not supportive at all, 5 very supportive.

## WHAT DID WE HEAR?

The following is a summary of the key findings from the two small group activities.

### *Issues*

- Cost
- Funding approach
- Community support (already failed)
- Location
- Can it serve all residents
- Cost recovery

### *Opportunities*

- Opportunity to meet new people
- Brings community together
- Something for teens
- Health of the community
- A 'true' central gathering area
- Community amenity/attractor
- Multi-generational
- Keep residents and activities within UA

### *What is your level of support for an Upper Arlington community center?*

*Out of a total of 29 responses the average score was a 3.12 out of 5 (1 not supportive at all, 5 very supportive)*

# Upper Arlington Community Center Feasibility Survey

## Findings Report

*...helping organizations make better decisions since 1982*

# 2020

**Submitted to the Upper Arlington Community Center  
Feasibility Task Force (Ohio)**

ETC Institute  
725 W. Frontier Lane,  
Olathe, Kansas  
66061

**April 2020**





# Contents

Executive Summary .....	i
Charts and Graphs .....	1
Tabular Data .....	26
Survey Instrument .....	71



---

# Upper Arlington Community Center Feasibility Survey Executive Summary

---

## Overview

ETC Institute administered a survey to explore the feasibility of developing a multi-generational community center in Upper Arlington. The data from this assessment will be used to determine the level of support residents have for the development of a community center facility.

## Methodology

ETC Institute mailed a survey packet to a random sample of households in Upper Arlington. Each survey packet contained a cover letter, a copy of the survey, and a postage-paid return envelope. Residents who received the survey were given the option of returning the survey by mail or completing it online at [www.UACommunityCenterSurvey.org](http://www.UACommunityCenterSurvey.org).

Ten days after the surveys were mailed, ETC Institute sent emails to the households that received the survey to encourage participation. The emails contained a link to the online version of the survey to make it easy for residents to complete the survey. To prevent people who were not residents of Upper Arlington from participating, everyone who completed the survey online was required to enter their home address prior to submitting the survey. ETC Institute then matched the addresses that were entered online with the addresses that were originally selected for the random sample. If the address from a survey completed online did not match one of the addresses selected for the sample, the online survey was not counted.

The goal was to obtain completed surveys from at least 400 residents. The goal was exceeded with a total of 632 residents completing the survey. The overall results for the sample of 632 households have a precision of at least +/-3.9% at the 95% level of confidence.

This report contains the following:

- Charts showing the overall results of the survey (Section 1)
- Tabular data showing the overall results for all questions on the survey (Section 2)
- A copy of the survey instrument (Section 3)

The major findings of the survey are summarized below and on the following pages.

## Community Center Features

- Sixty-six percent (66%) of respondents use indoor recreation, sports, fitness, meeting space, and/or aquatic facilities.
- The top potential features that respondents indicated they would use most frequent, based on the sum of “several times per week” and “a few times per month” responses among residents *who had an opinion*, were: weight room/cardiovascular equipment area (63%), indoor running/walking track (59%), aerobics/fitness/martial arts/dance space (49%), and lap lanes for exercise swimming (44%).
- Features that respondents indicated adults would use most often in the community center, based on the sum of respondents’ top four choices, were: weight room/cardiovascular equipment area (57%), indoor running/walking track (44%), and aerobics/fitness/martial arts/dance space (37%).
- Features that respondents indicated youth would use most often in the community center, based on the sum of respondents’ top four choices, were: leisure pool zero depth entry (21%), multipurpose courts (17%), rock climbing wall (14%), and unstructured indoor place space (14%).
- Most respondent households (80%) would use the community center for exercise and fitness. Sixty-seven percent (67%) of respondents would use the community center for classes and 62% would use the community center for aquatics.
- The highest level of agreement with various statements regarding a community center, based on the sum of “strongly agree” and “agree” responses among residents *who had an opinion*, were: a community center should generate revenue from user fees (79%), I believe a community center would boost property values in our community (71%), and it is valuable to have a community center (71%).

## Membership/Fees

Respondents were asked how they would prefer to pay for membership and fees to a community center.

- 37% of respondents would prefer paying to use the community center with a monthly family pass
- 23% of respondents would prefer paying to use the community center with a monthly adult pass
- 14% of respondents would prefer paying to use the community center with a monthly senior center access only
- 7% of respondents would prefer to use the community center by pay per visit

Respondents were asked how much they would be willing to pay for various passes.

### **Monthly Family Pass**

- 13% of respondents would be willing to pay \$125 or more per month
- 19% of respondents would be willing to pay \$100-\$124 per month
- 35% of respondents would be willing to pay \$75-\$99 per month
- 34% of respondents would be willing to pay less than \$75 per month

### **Monthly Couples Pass**

- 5% of respondents would be willing to pay \$100 or more per month
- 20% of respondents would be willing to pay \$75-\$99 per month
- 45% of respondents would be willing to pay \$50-\$74 per month
- 30% of respondents would be willing to pay less than \$50 per month

### **Monthly Individual Pass**

- 13% of respondents would be willing to pay \$50 or more per month
- 23% of respondents would be willing to pay \$40-\$49 per month
- 38% of respondents would be willing to pay \$30-\$39 per month
- 27% of respondents would be willing to pay less than \$30 per month

### **Monthly Senior Individual Pass**

- 8% of respondents would be willing to pay \$50 or more per month
- 20% of respondents would be willing to pay \$40-\$49 per month
- 23% of respondents would be willing to pay \$30-\$39 per month
- 49% of respondents would be willing to pay less than \$30 per month

### **Daily Adult Fee**

- 10% of respondents would be willing to pay \$10 or more per visit
- 13% of respondents would be willing to pay \$8-\$9 per visit
- 28% of respondents would be willing to pay \$6-\$7 per visit
- 50% of respondents would be willing to pay \$5 or less per visit

### **Daily Child Fee**

- 18% of respondents would be willing to pay \$8 or more per visit
- 11% of respondents would be willing to pay \$7 per visit
- 2% of respondents would be willing to pay \$6 per visit
- 36% of respondents would be willing to pay \$5 per visit
- 33% of respondents would be willing to pay \$4 or less per visit

## **Support of Tax Increase**

Sixty-five percent (65%) of respondents indicated they are “very supportive” of increasing taxes to support the construction of a community center. Fourteen percent (14%) of respondents are “somewhat supportive” of increasing taxes, 7% indicated they were “neutral,” 3% indicated they

were “somewhat unsupportive” and 10% were “not supportive at all” of the increase in taxes. Of the respondents that indicated they were unsupportive (13%) of increasing taxes to support the construction of a community center, over half (54%) indicated the reason was because their household would not use it and 51% indicated they are unsupportive because they don’t support using tax dollars.

Respondents were asked how strongly they would support increasing taxes for the construction of a community center that included the features most important to them and their household.

- 29% of respondents indicated they were “very supportive”
- 25% of respondents indicated they were “somewhat supportive”
- 12% of respondents indicated they were “neutral”
- 10% of respondents indicated they were “somewhat unsupportive”
- 23% of respondents indicated they were “not supportive at all”

Respondents that indicated they were “somewhat unsupportive” (10%) or “not supportive at all” (23%), almost half (49%) indicated they are okay with the idea of a new community center, but do not want to pay higher taxes and 44% are not willing to pay more taxes to support a community center.

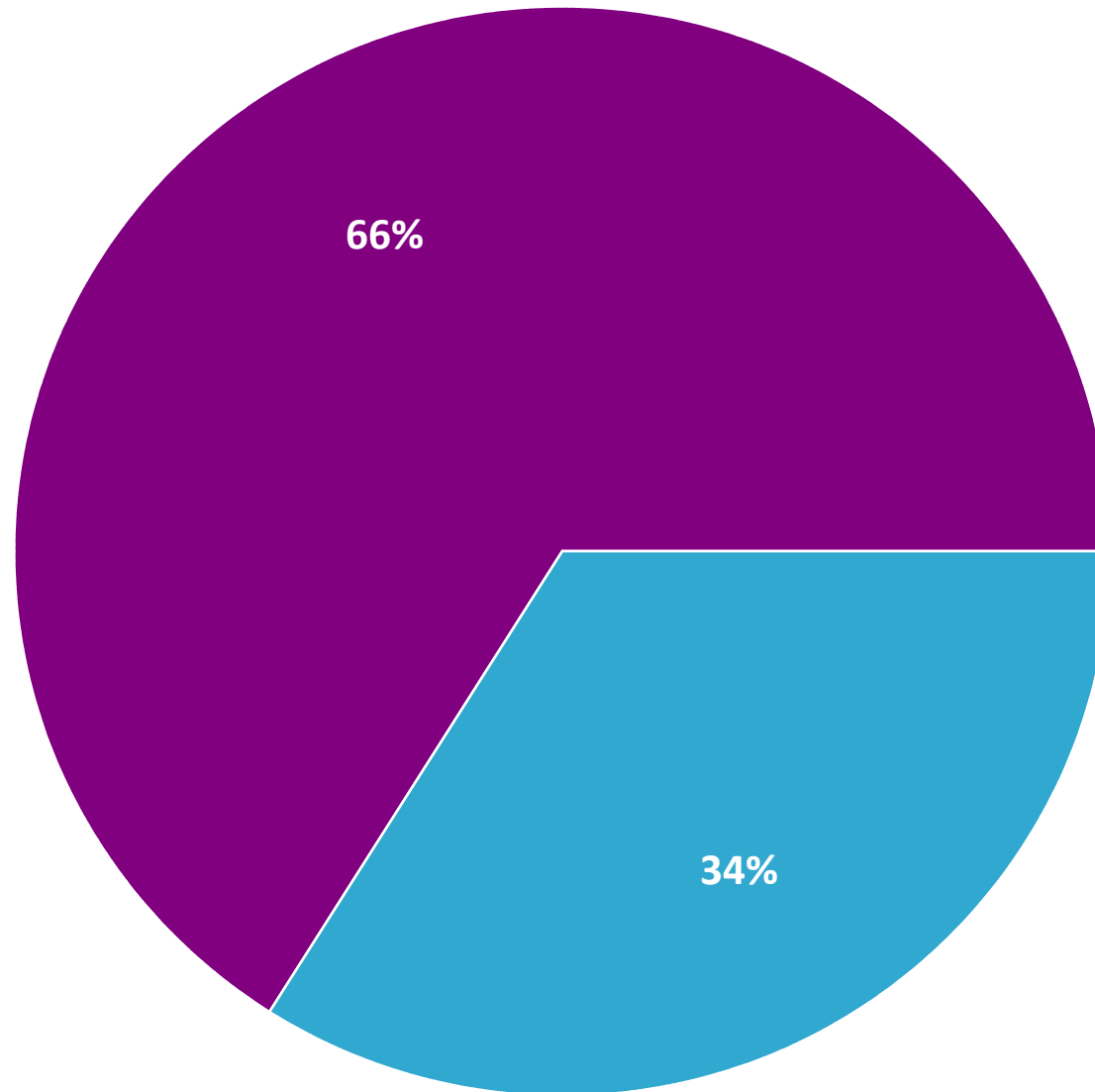
# Section 1

## Charts and Graphs

---

# Q1. Are you or other members of your household currently using any INDOOR recreation, sports, fitness, meeting space or aquatic facilities?

by percentage of respondents

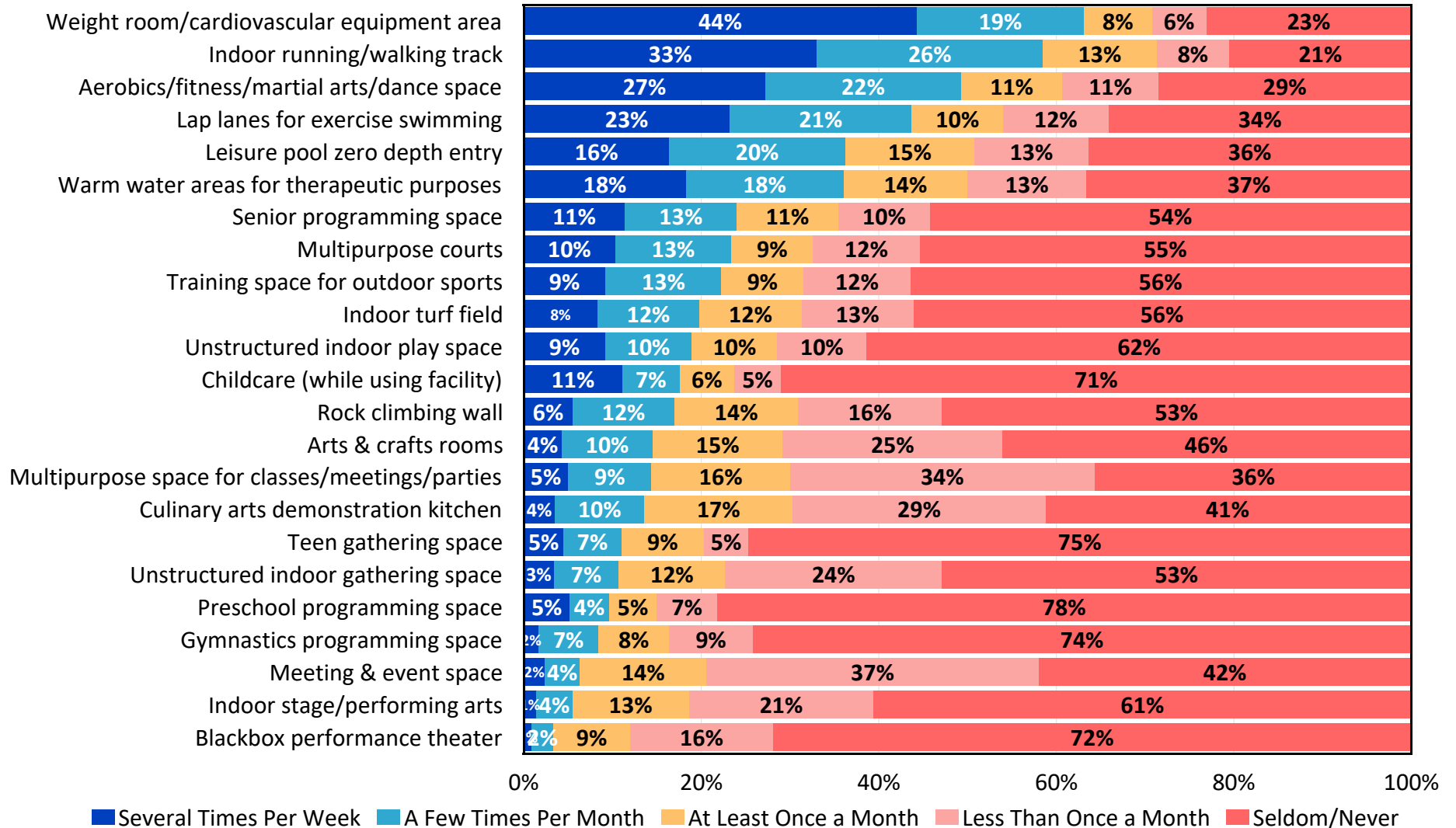


■ Yes ■ No

Source: ETC Institute (2020)

**Q2. The City is considering developing a new multigenerational community center. Listed below are potential features that could be incorporated into the design of a multigenerational community center. For each one, please indicate approximately how often you and members of your household would use each of these features.**

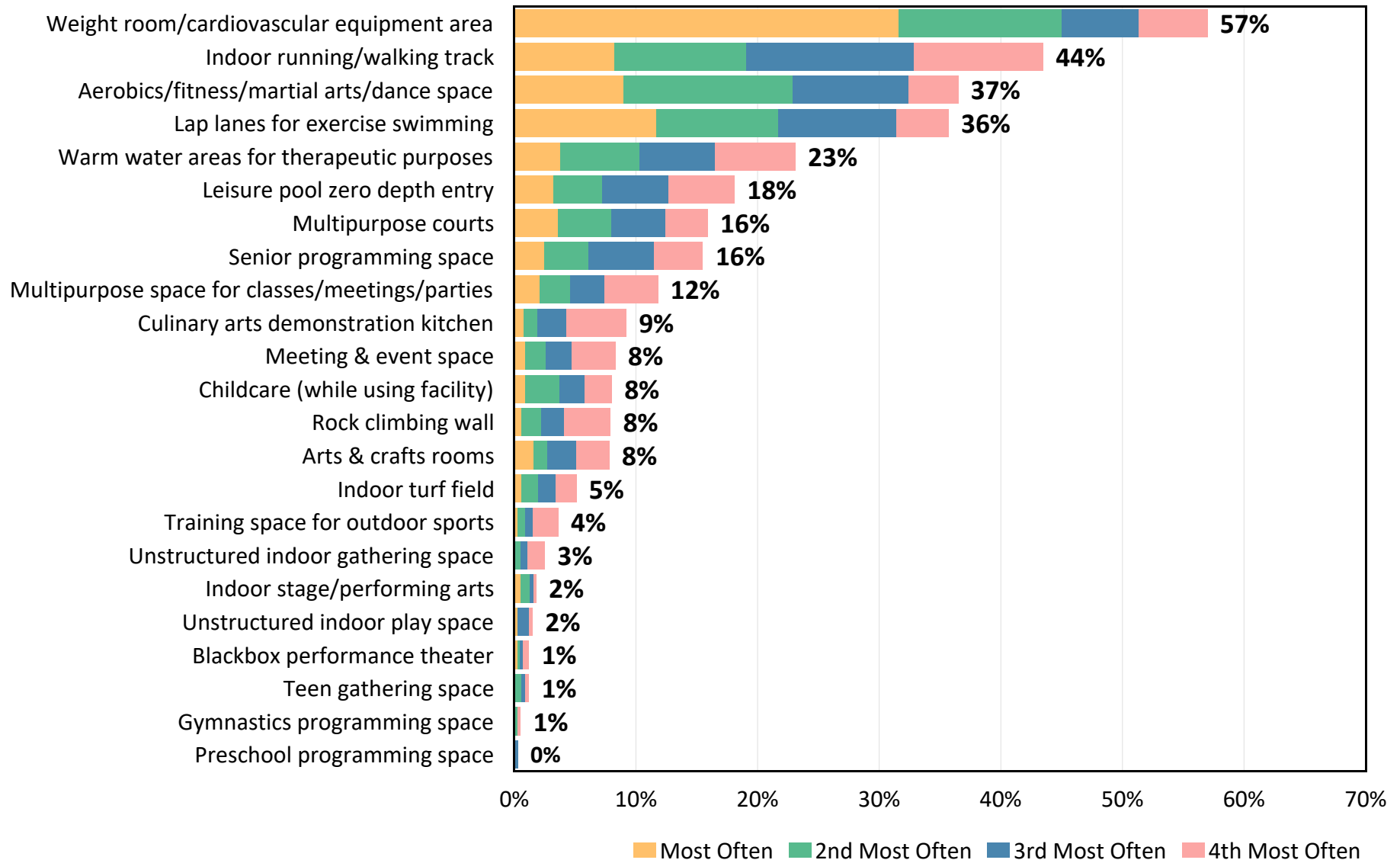
by percentage of respondents (without “not provided”)



Source: ETC Institute (2020)

### Q3. Which **FOUR** of the features listed in Question 2 would **ADULTS** in your household age 19 or older use **MOST OFTEN** if they were included in a new multigenerational community center?

by percentage of respondents who selected the items as one of their top four choices

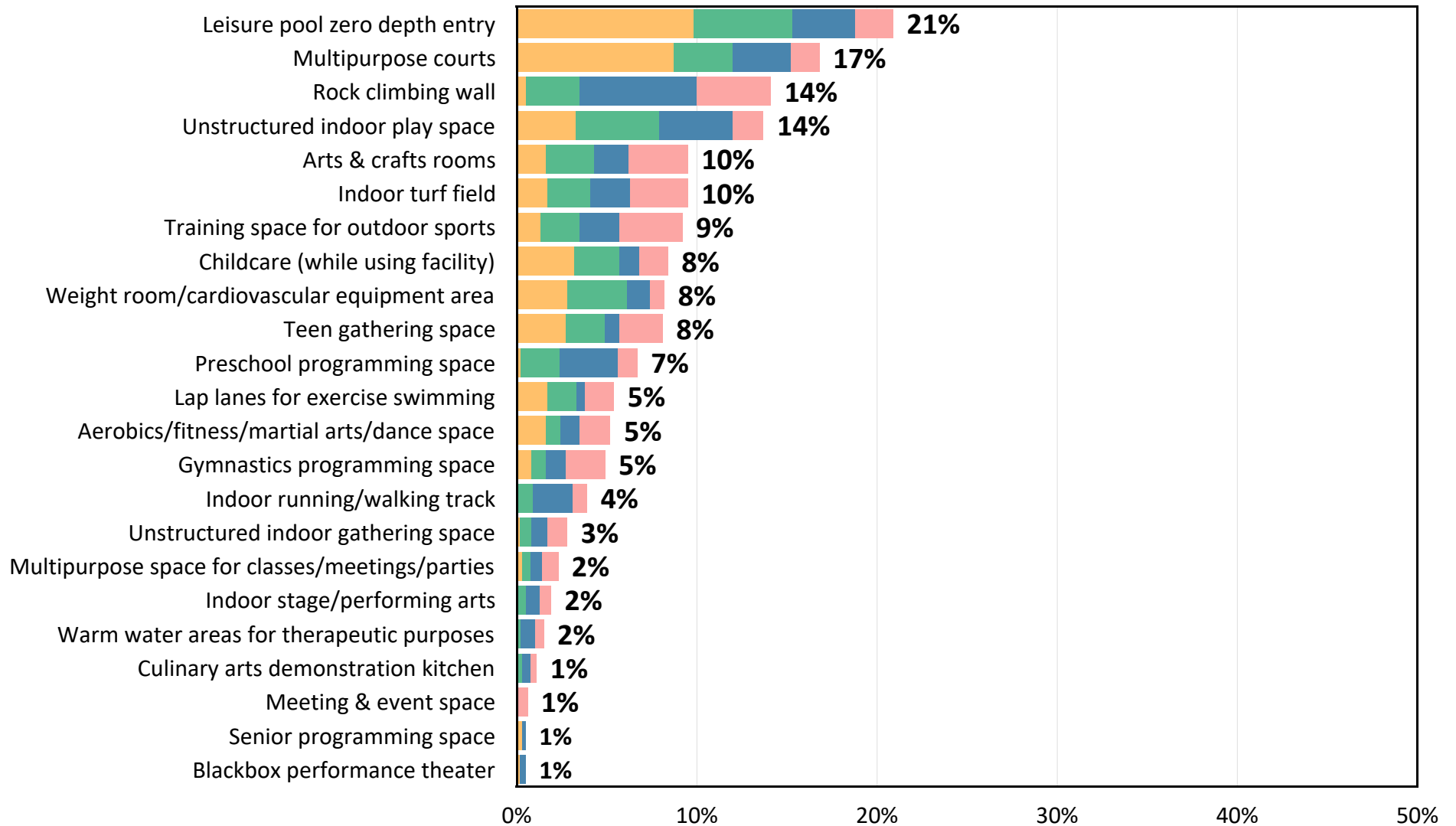


Source: ETC Institute (2020)



## Q4. Which FOUR of the features listed in Question 2 would YOUTH in your household age 18 or younger use MOST OFTEN if they were included in a new multigenerational community center?

by percentage of respondents who selected the items as one of their top four choices

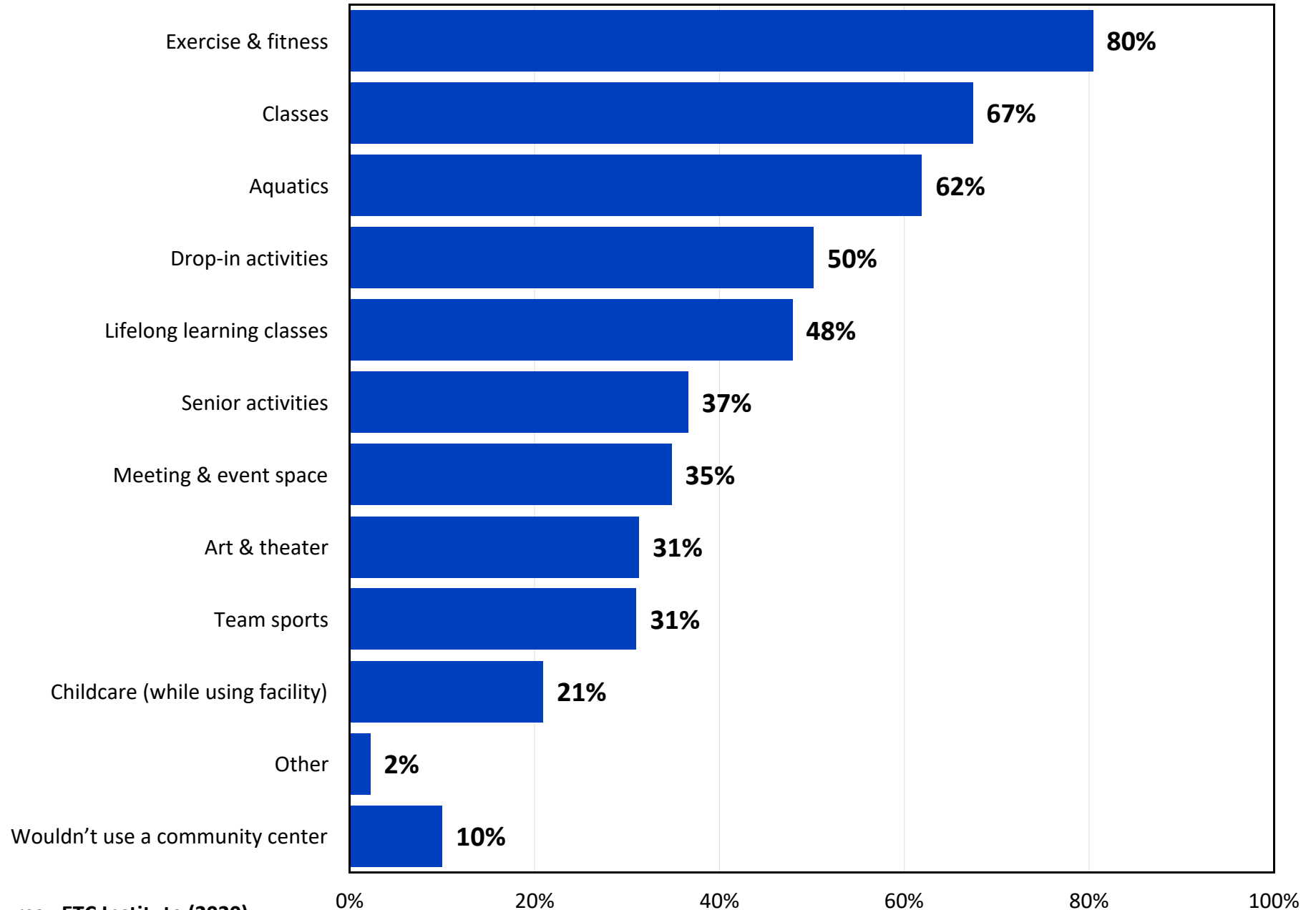


Source: ETC Institute (2020)

Most Often 2nd Most Often 3rd Most Often 4th Most Often

## Q5. All activities your household would use at a community center

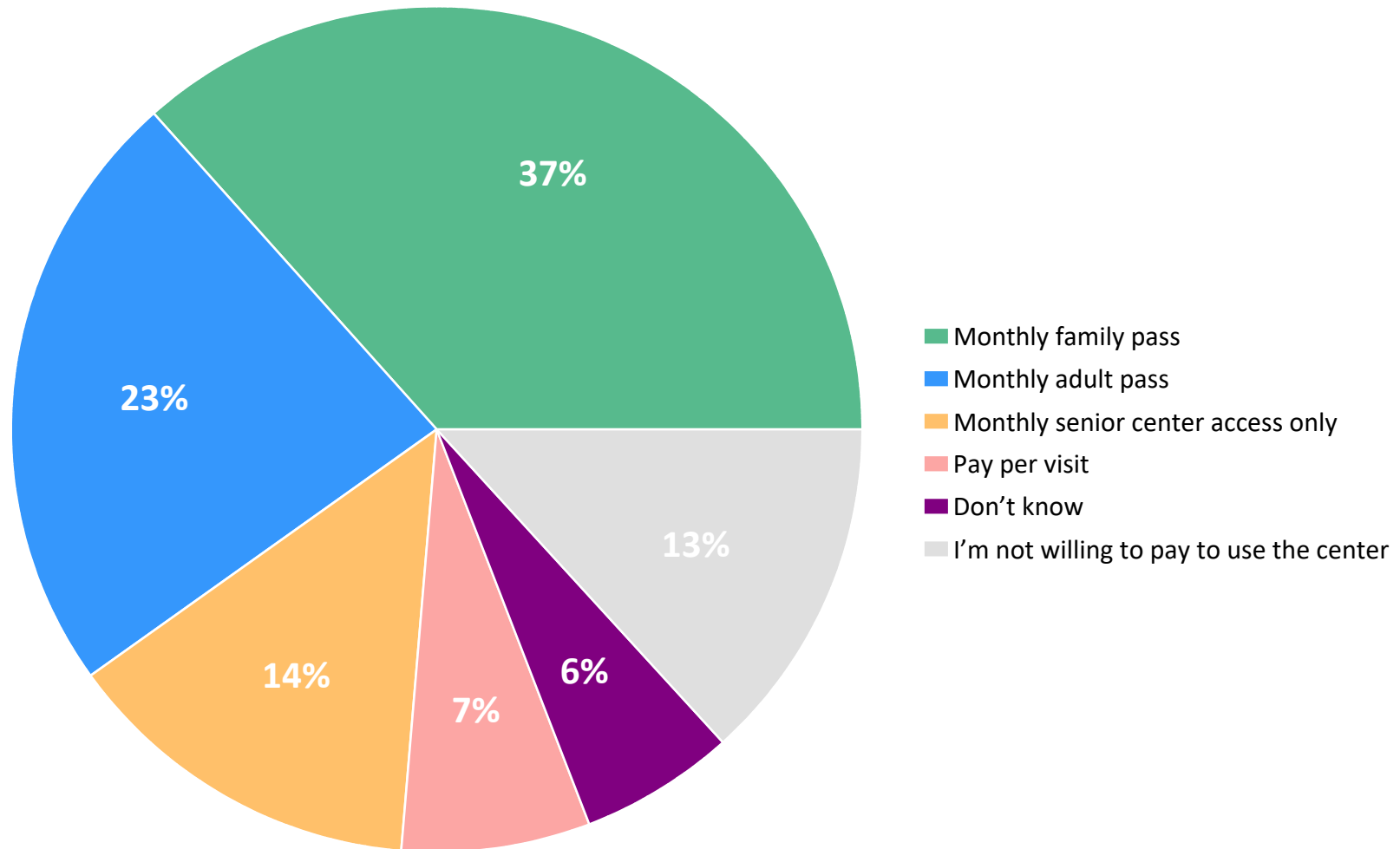
by percentage of respondents (multiple responses could be selected)



Source: ETC Institute (2020)

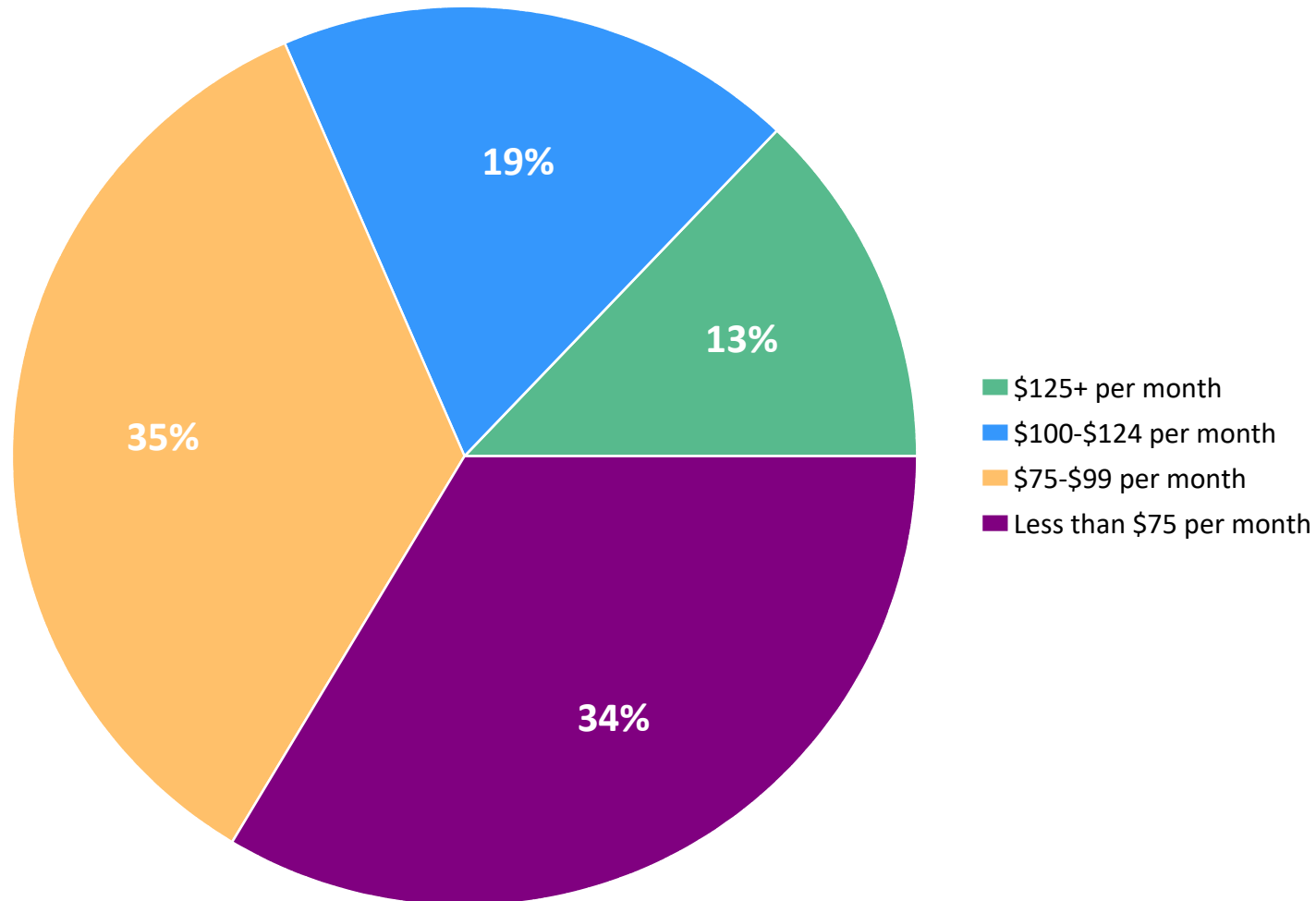
**Q6. Much of the cost of operating a new multigenerational community center would need to be covered by user fees. Knowing this, which ONE of the following would be your preferred way of paying to use a multigenerational community center if it had the features you most prefer?**

by percentage of respondents (without “not provided”)



Source: ETC Institute (2020)

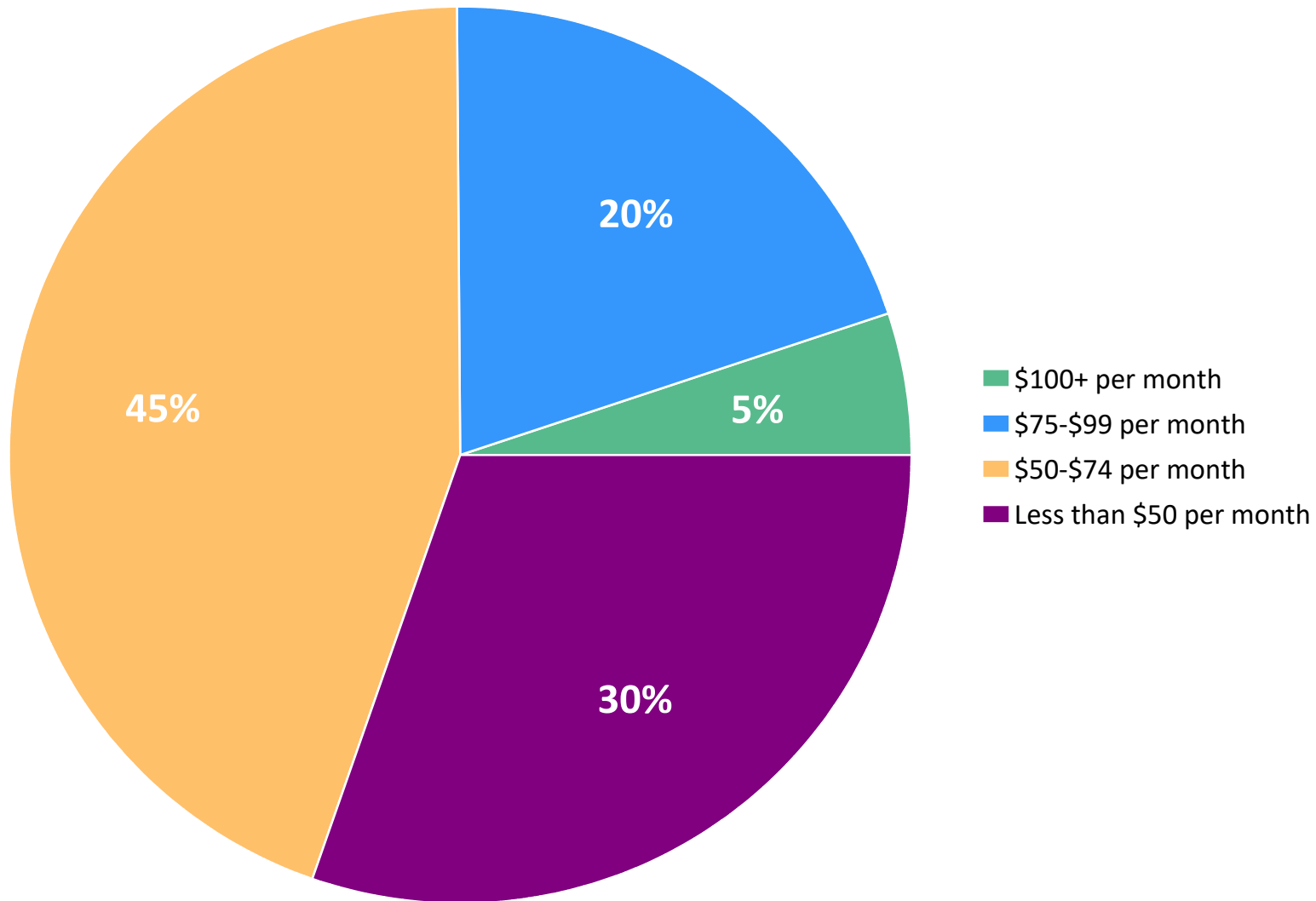
**Q6a. What is the MAXIMUM amount you would be willing to pay for a MONTHLY FAMILY pass (4 or more people) to use a new multigenerational community center if it had the features most important to your household?**  
by percentage of respondents (without “not provided”)



Source: ETC Institute (2020)

## Q6b. What is the MAXIMUM amount you would be willing to pay for a MONTHLY COUPLES pass to use a new multigenerational community center if it had the features most important to your household?

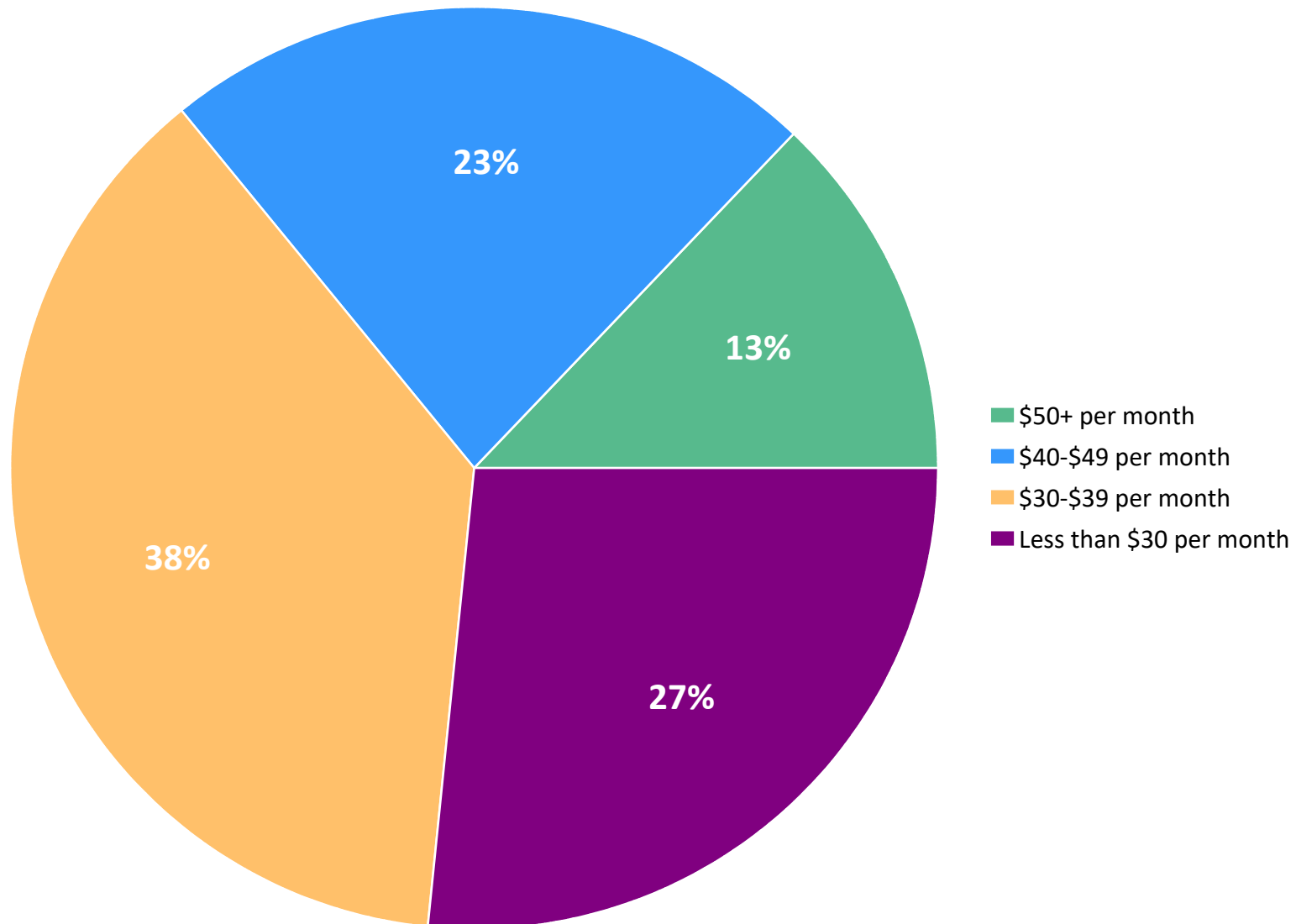
by percentage of respondents (without “not provided”)



Source: ETC Institute (2020)

# Q6c. What is the MAXIMUM amount you would be willing to pay for a MONTHLY INDIVIDUAL pass to use a new multigenerational community center if it had the features most important to your household?

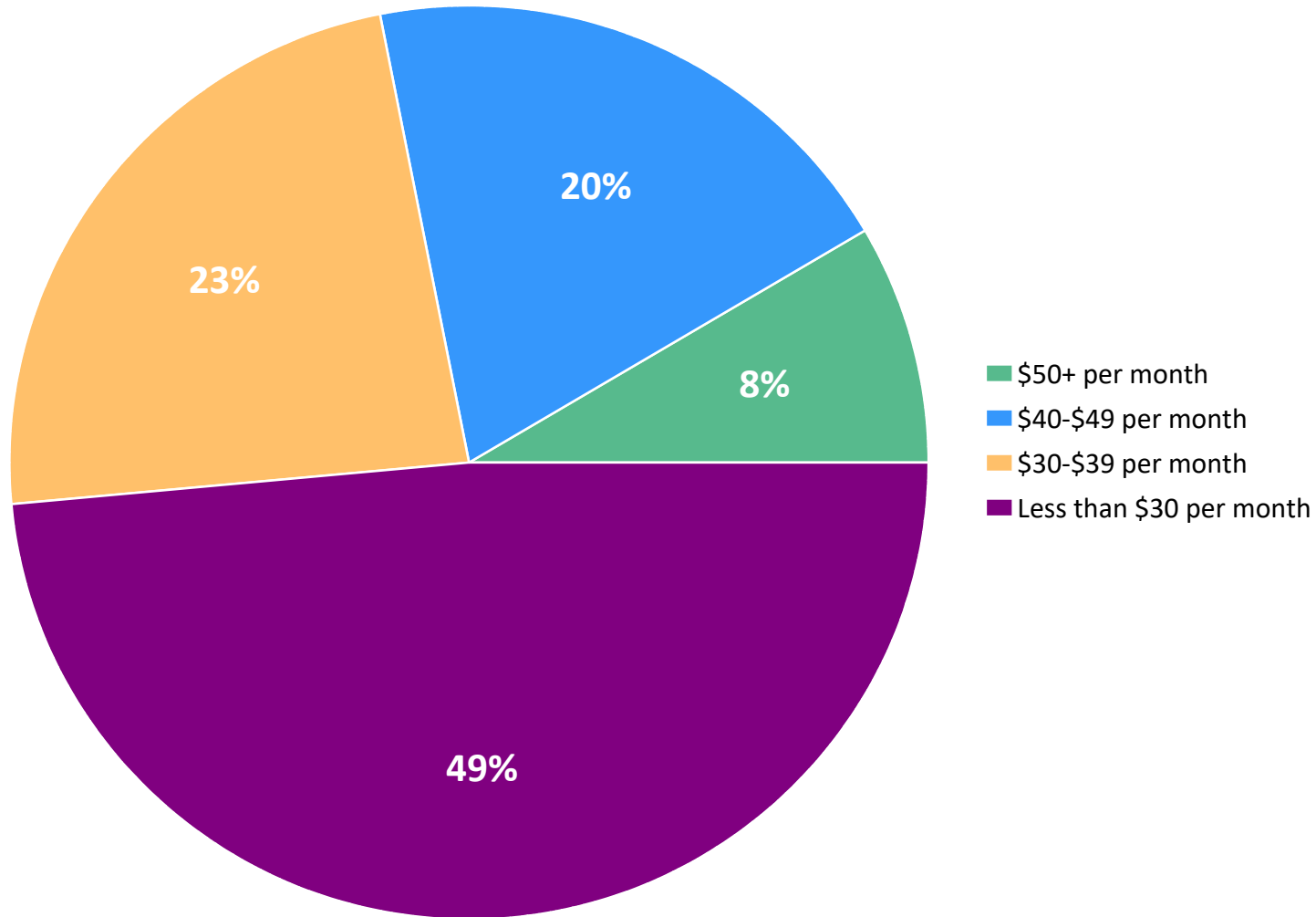
by percentage of respondents (without “not provided”)



Source: ETC Institute (2020)

# Q6d. What is the MAXIMUM amount you would be willing to pay for a MONTHLY SENIOR INDIVIDUAL pass to use a new multigenerational community center if it had the features most important to your household?

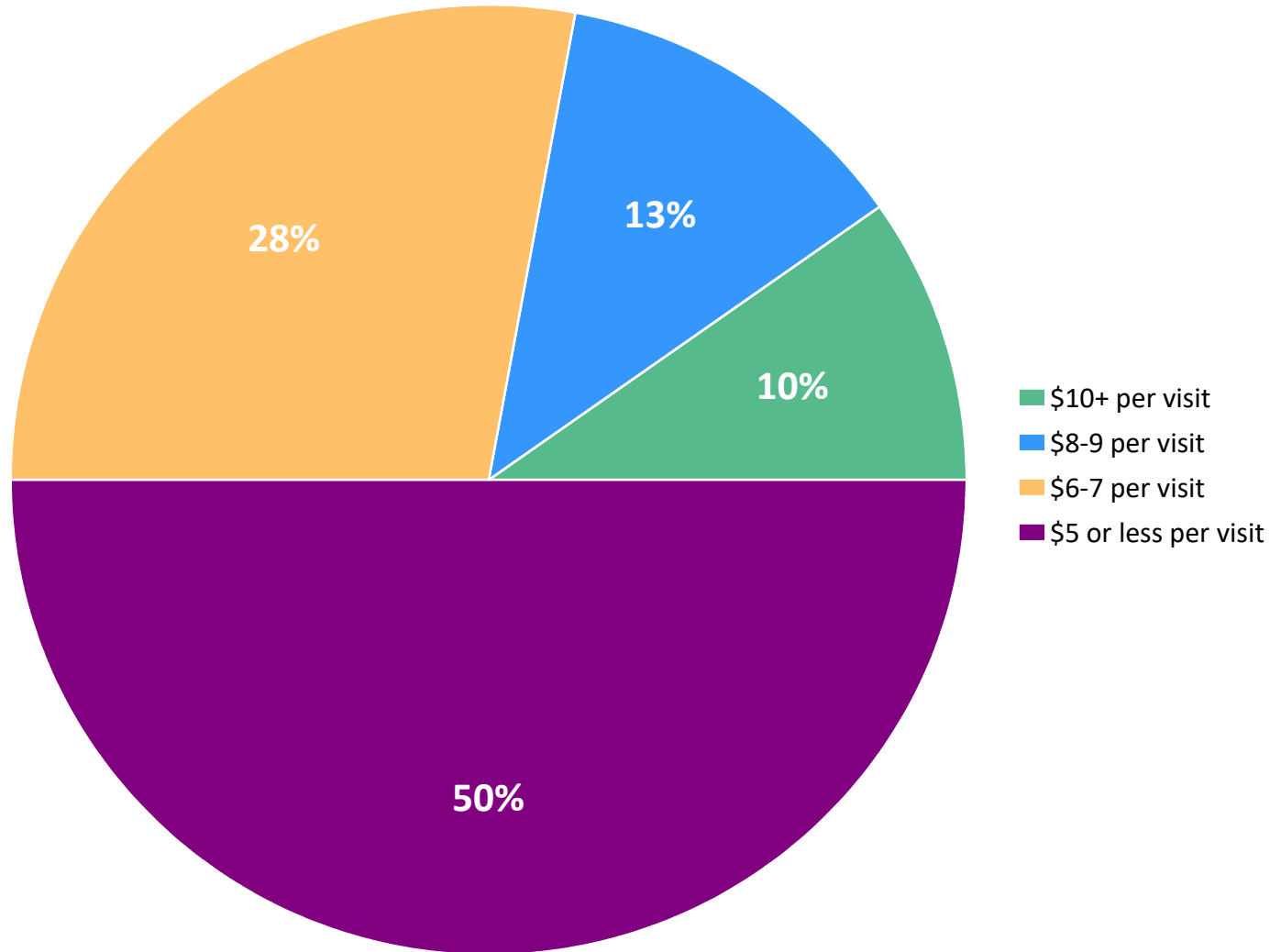
by percentage of respondents (without “not provided”)



Source: ETC Institute (2020)

### Q6e. What is the MAXIMUM amount you would be willing to pay for a DAILY ADULT fee to use a new multigenerational community center if it had the features most important to your household?

by percentage of respondents (without “not provided”)

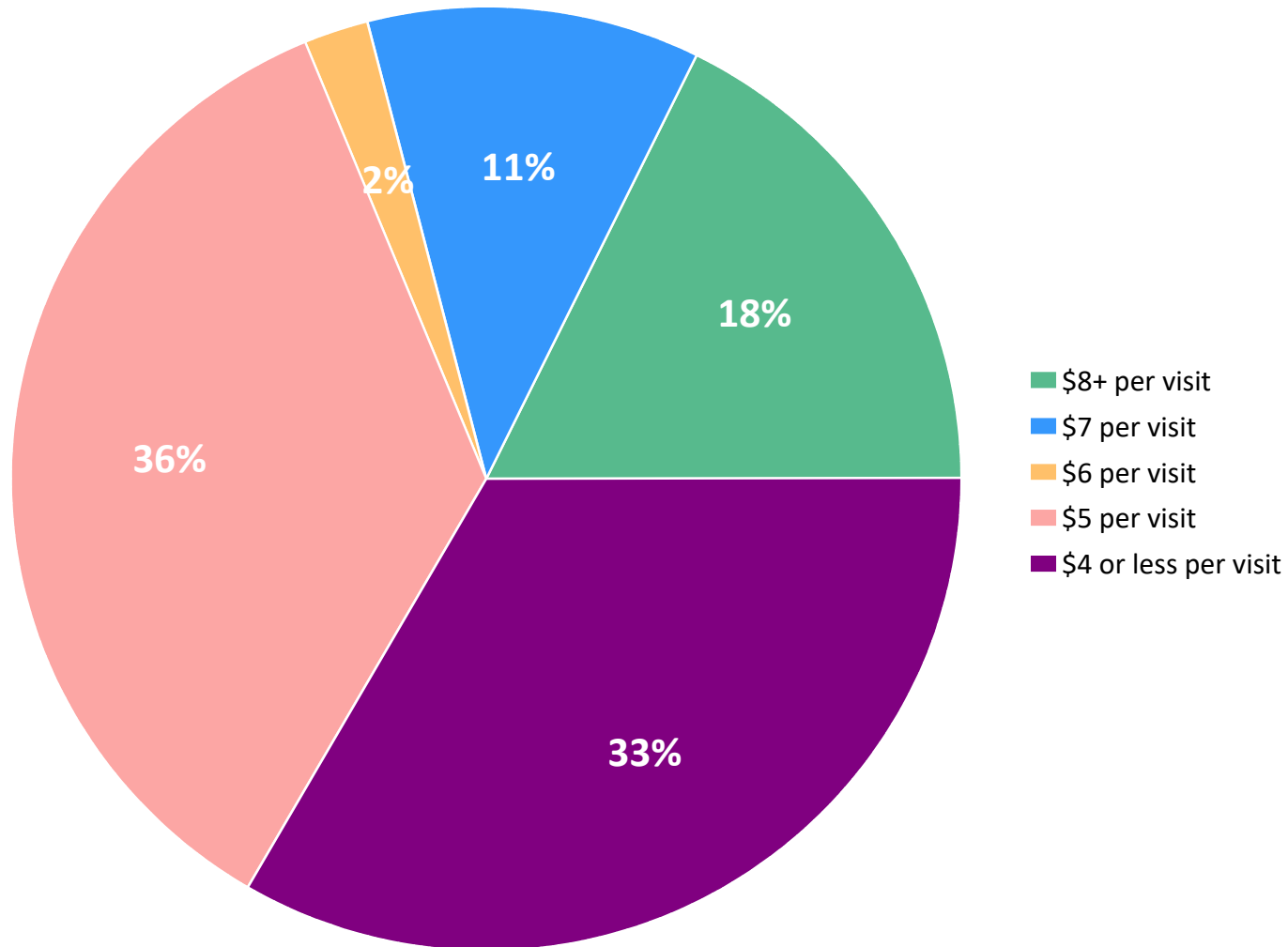


Source: ETC Institute (2020)



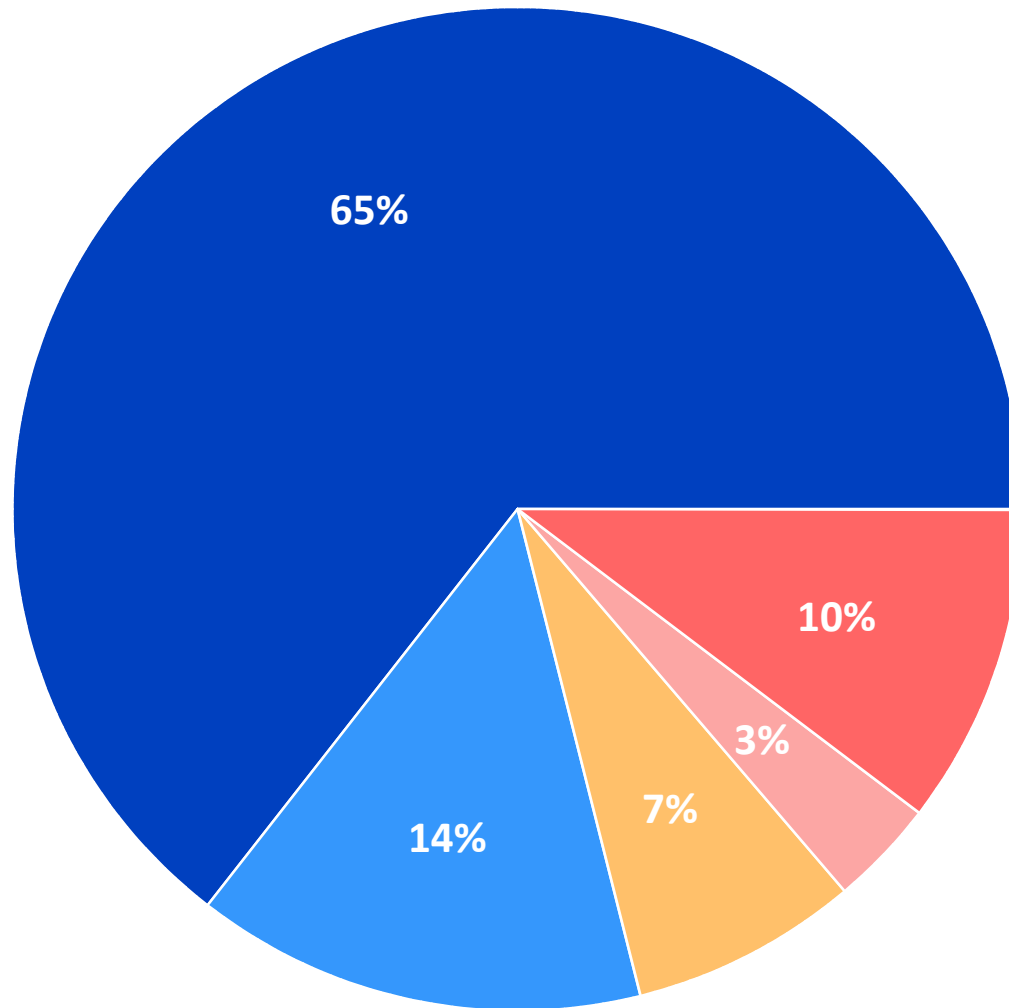
### Q6f. What is the MAXIMUM amount you would be willing to pay for a DAILY CHILD fee to use a new multigenerational community center if it had the features most important to your household?

by percentage of respondents (without “not provided”)



## Q7. How strongly would you support the construction of a community center that included the features most important to your household, if it could be accomplished without increasing taxes on residents?

by percentage of respondents (without “not provided”)

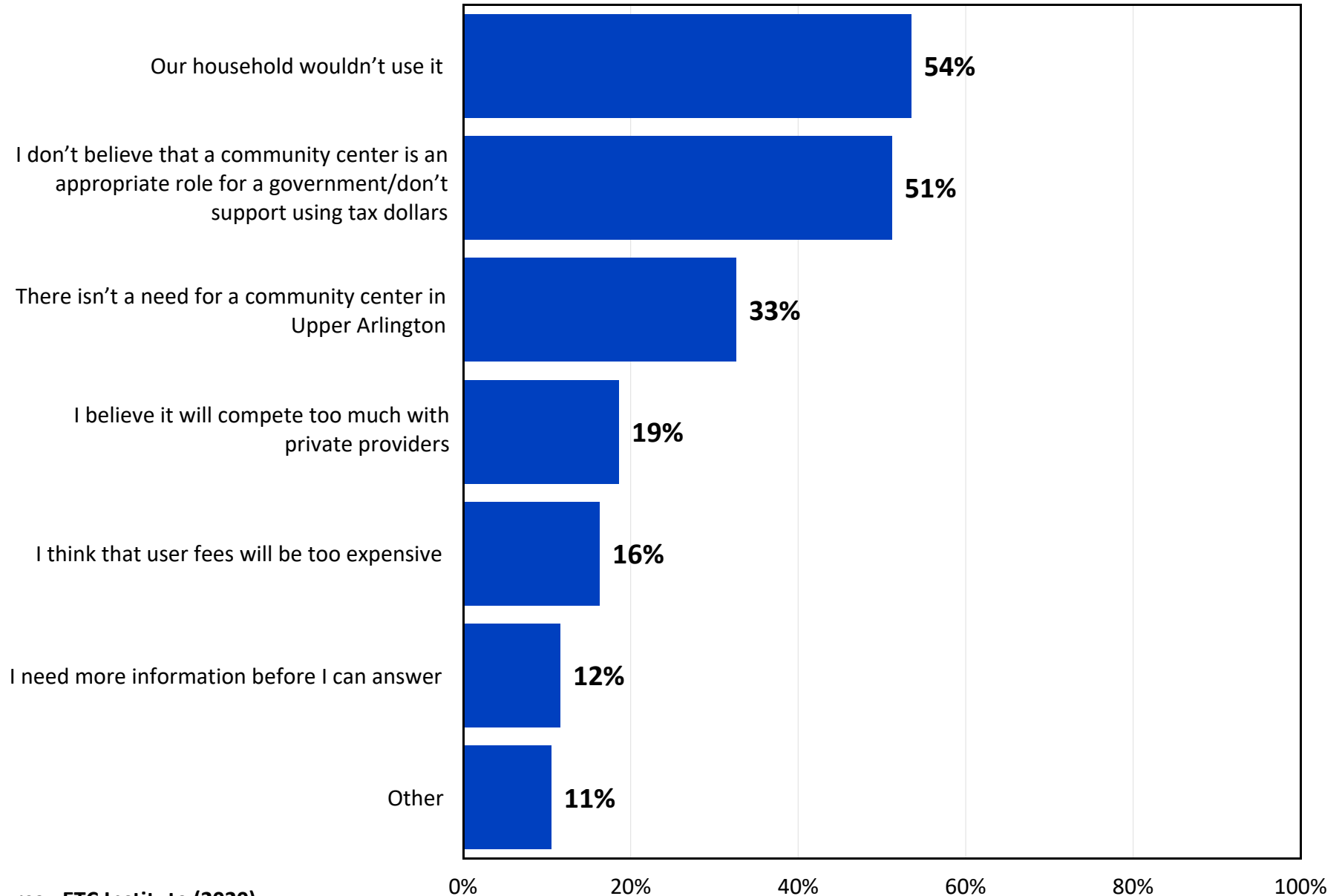


■ Very Supportive ■ Somewhat Supportive ■ Neutral ■ Somewhat Unsupportive ■ Not Supportive At All

Source: ETC Institute (2020)

## Q7a. If you answered "Somewhat Unsupportive" or "Not Supportive at All" to Question 7, please indicate why you answered this way.

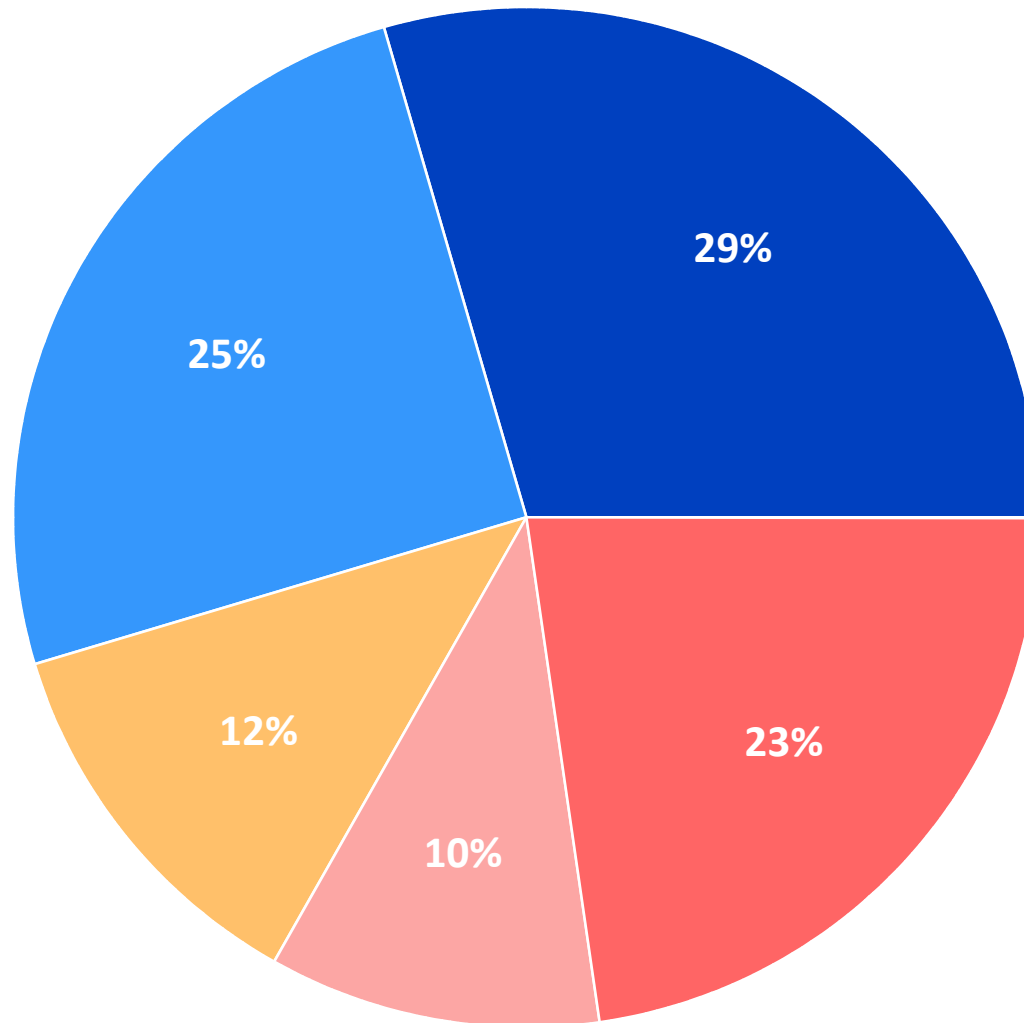
by percentage of respondents (multiple responses could be selected)



Source: ETC Institute (2020)

## Q8. How strongly would you support the construction of a community center that included the features most important to your household, if it required increasing taxes?

by percentage of respondents (without “not provided”)

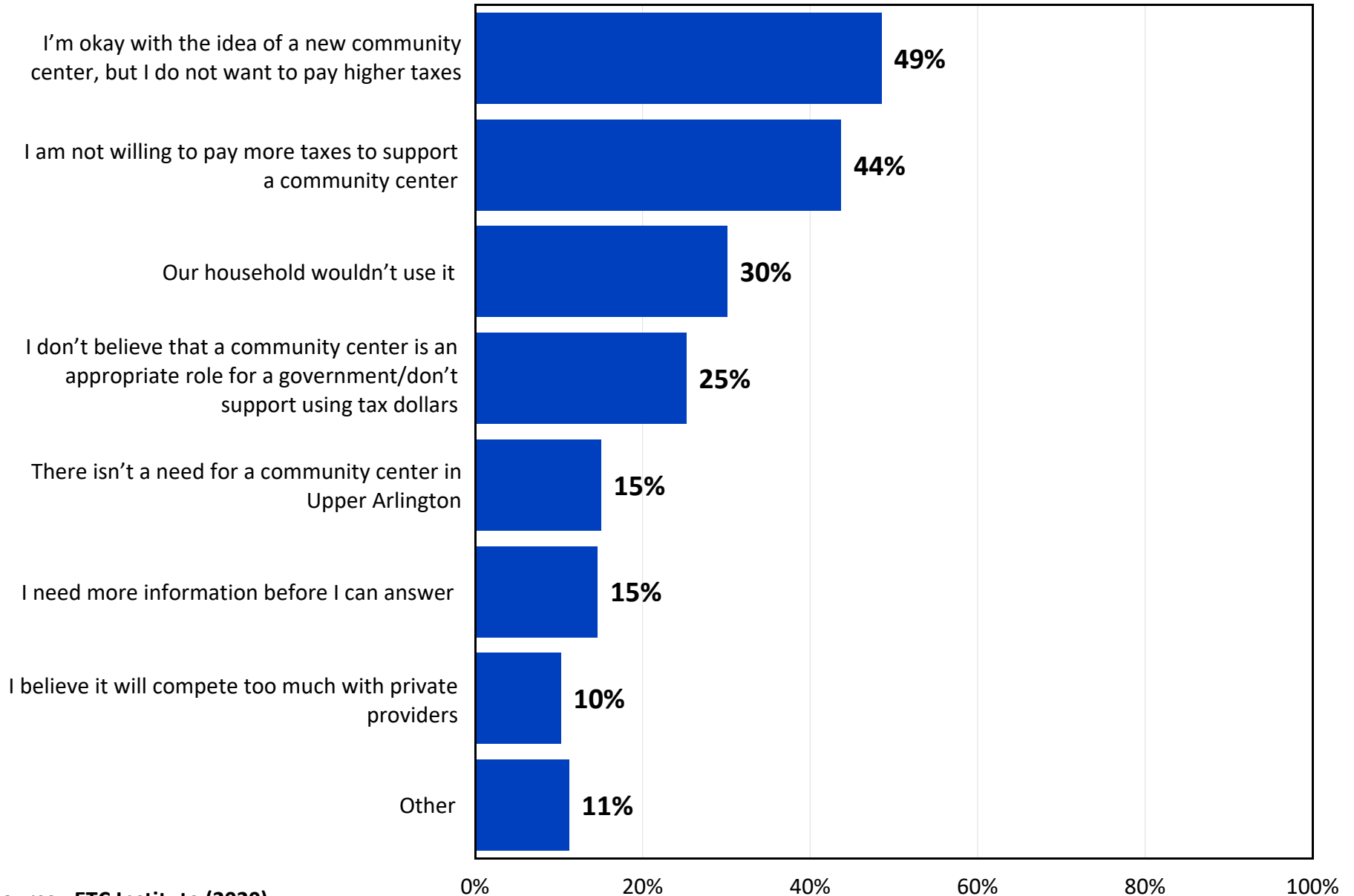


■ Very Supportive ■ Somewhat Supportive ■ Neutral ■ Somewhat Unsupportive ■ Not Supportive At All

Source: ETC Institute (2020)

## Q8a. If you answered "Somewhat Unsupportive" or "Not Supportive at All" to Question 8, please indicate why you answered this way.

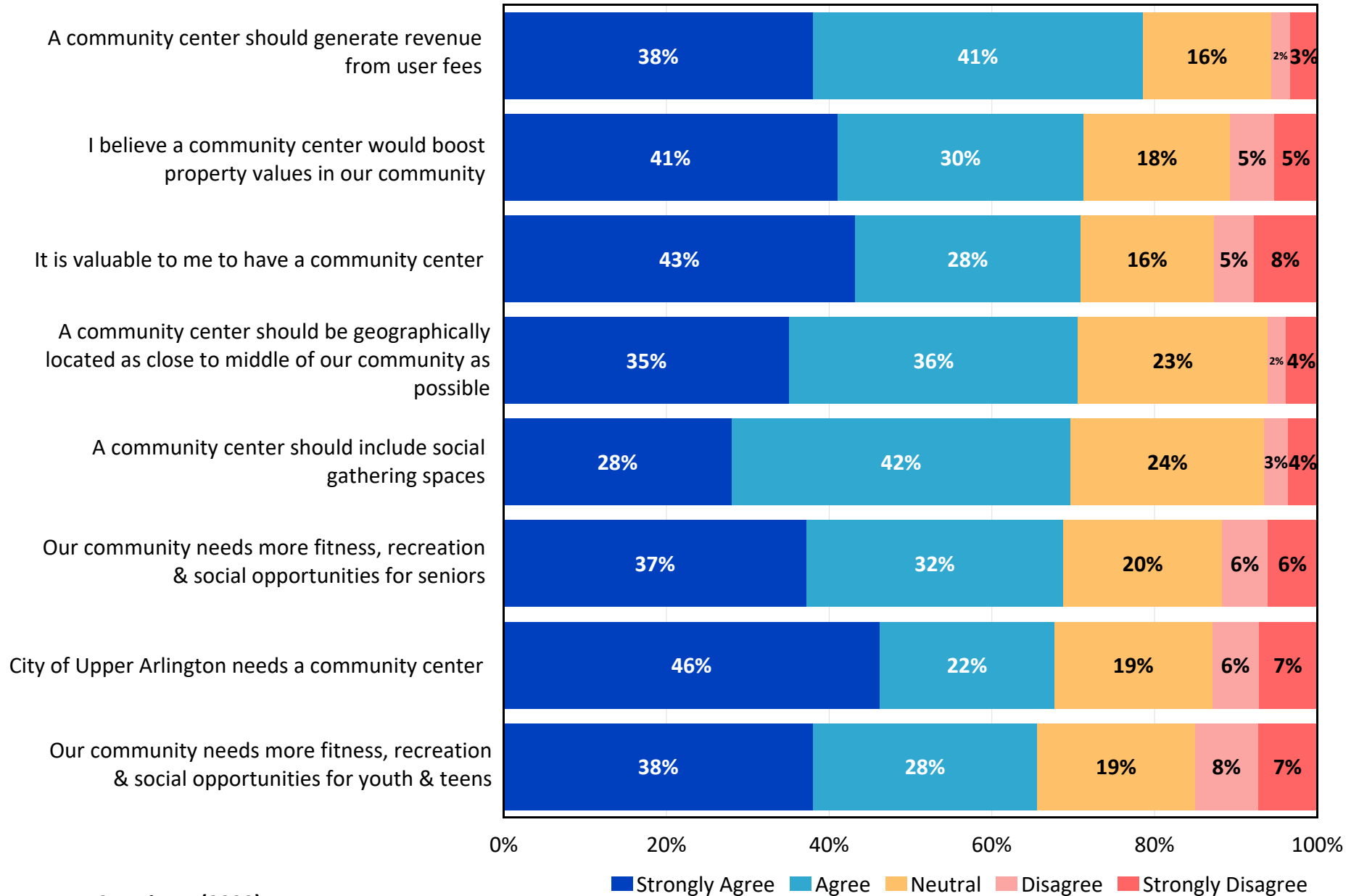
by percentage of respondents (multiple responses could be selected)



Source: ETC Institute (2020)

## Q9. Rate your level of agreement with the following statements.

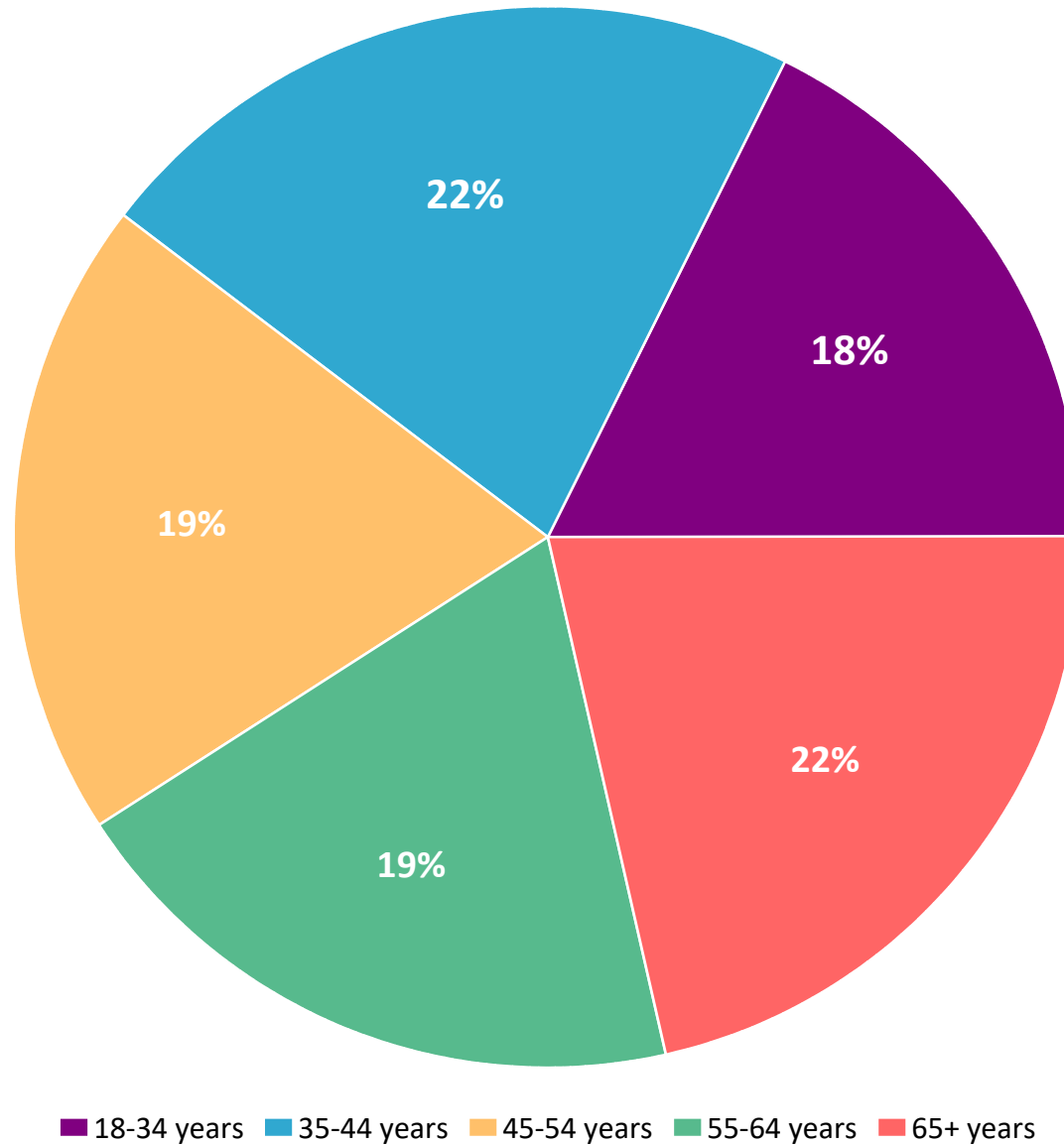
by percentage of respondents using a scale of 1 to 5, where 5 means your needs are "Strongly Agree" and 1 means "Strongly Disagree (without "don't know")



Source: ETC Institute (2020)

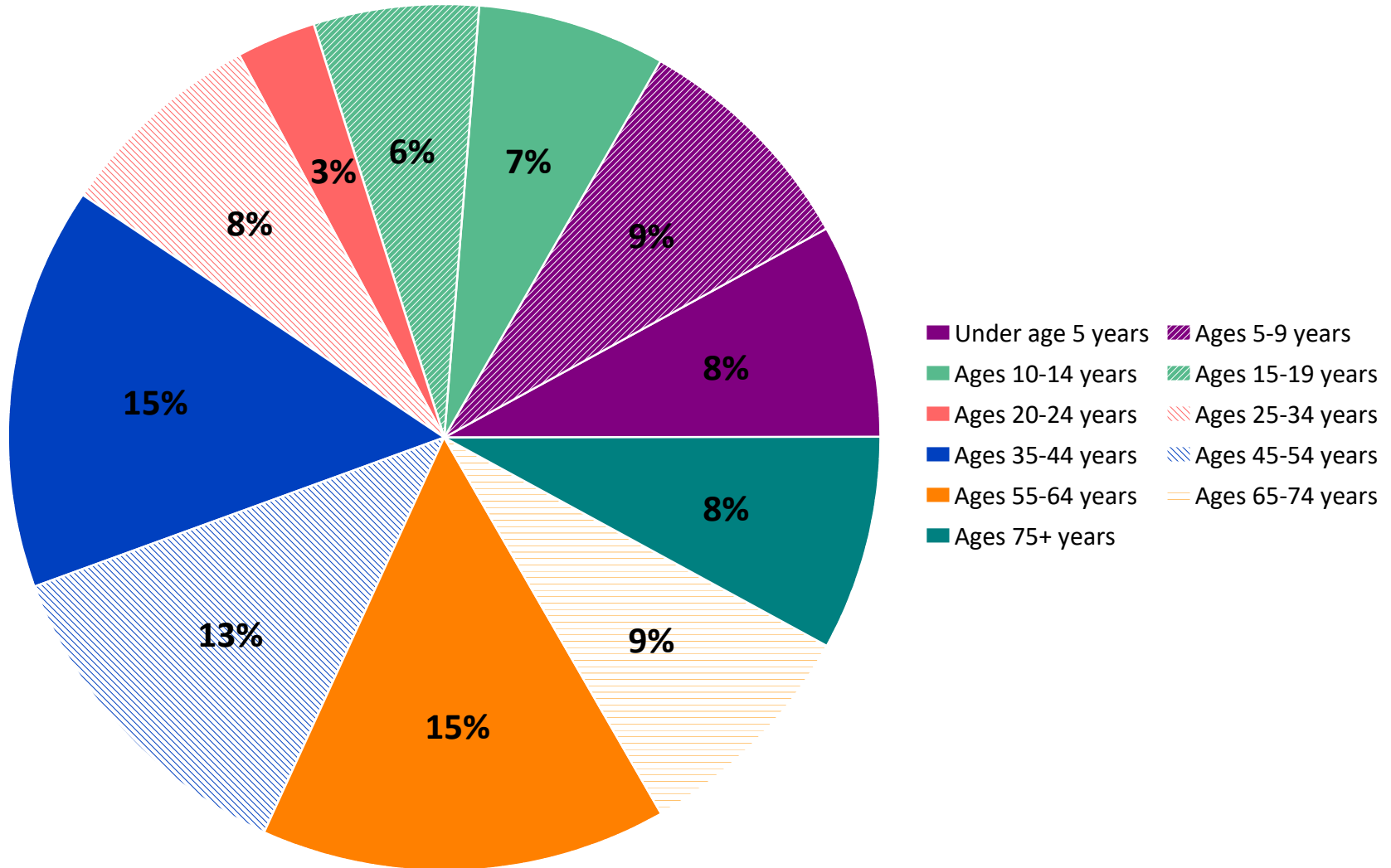
## Q11. What is your age?

by percentage of respondents (without “not provided”)



Source: ETC Institute (2020)

## Q12. Counting yourself, how many people in your household are: by percentage of respondents

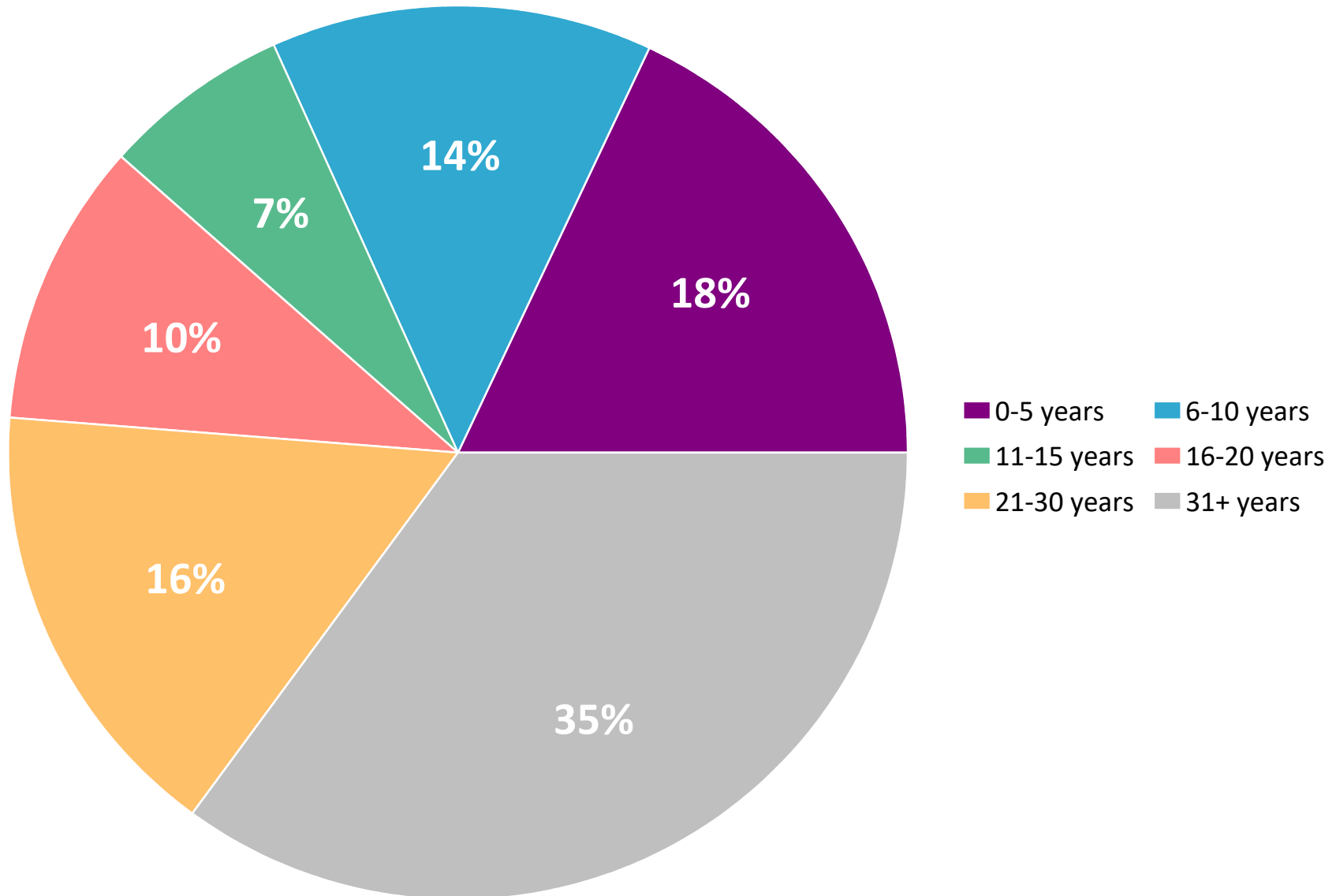


Source: ETC Institute (2020)



### Q13. Approximately how many years have you lived in the City of Upper Arlington?

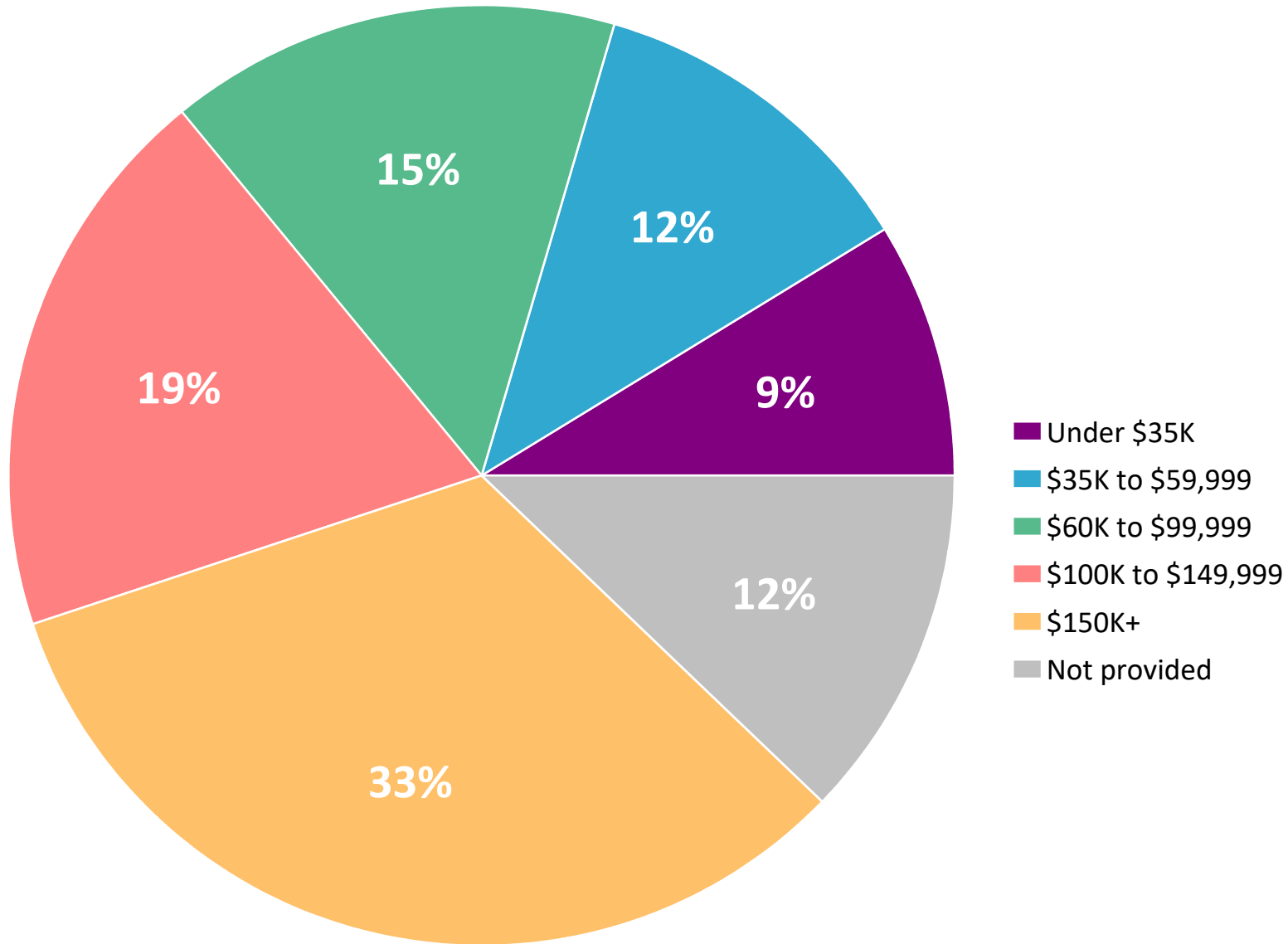
by percentage of respondents (without “not provided”)



Source: ETC Institute (2020)

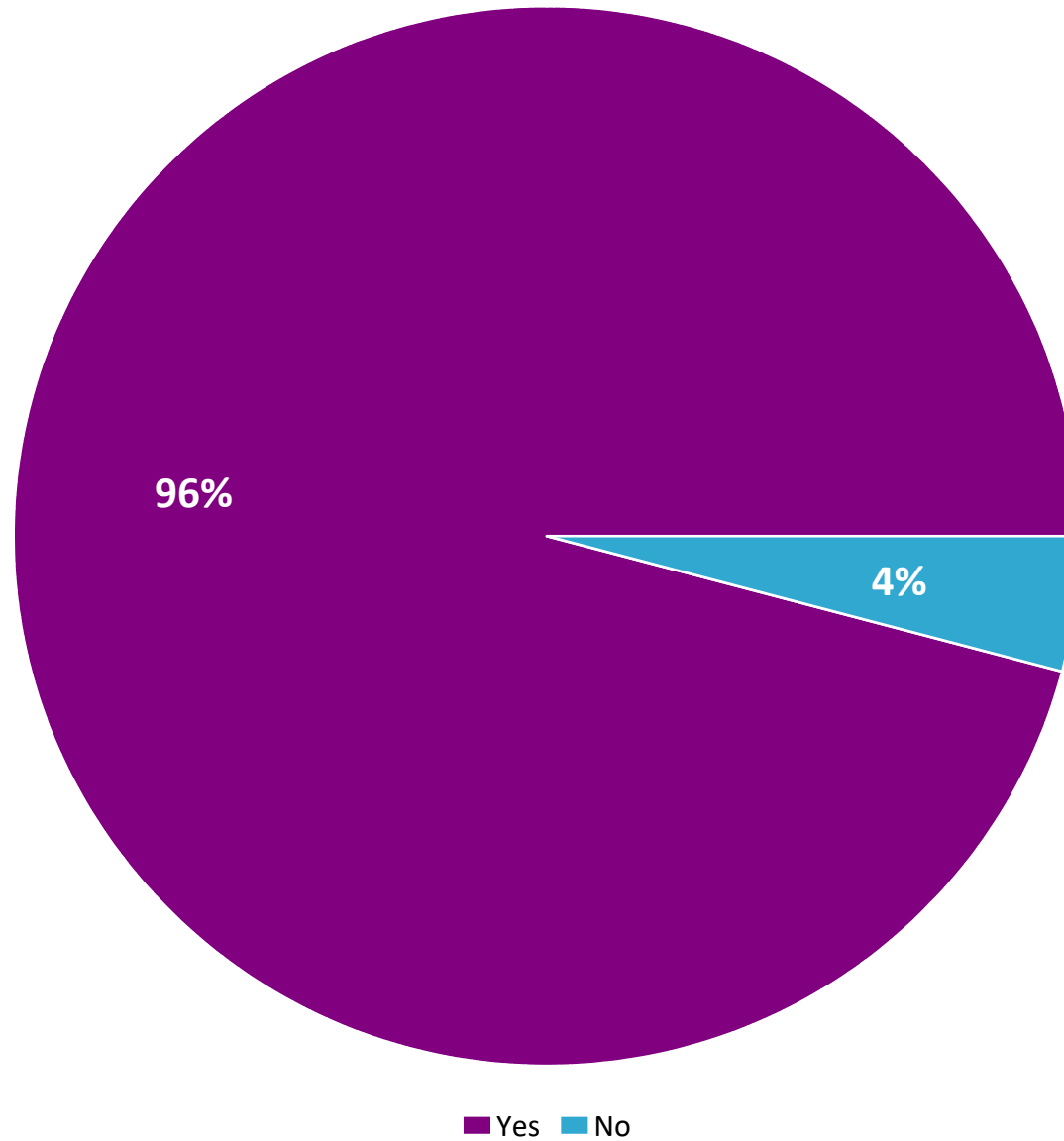
## Q14. What is your total household income?

by percentage of respondents



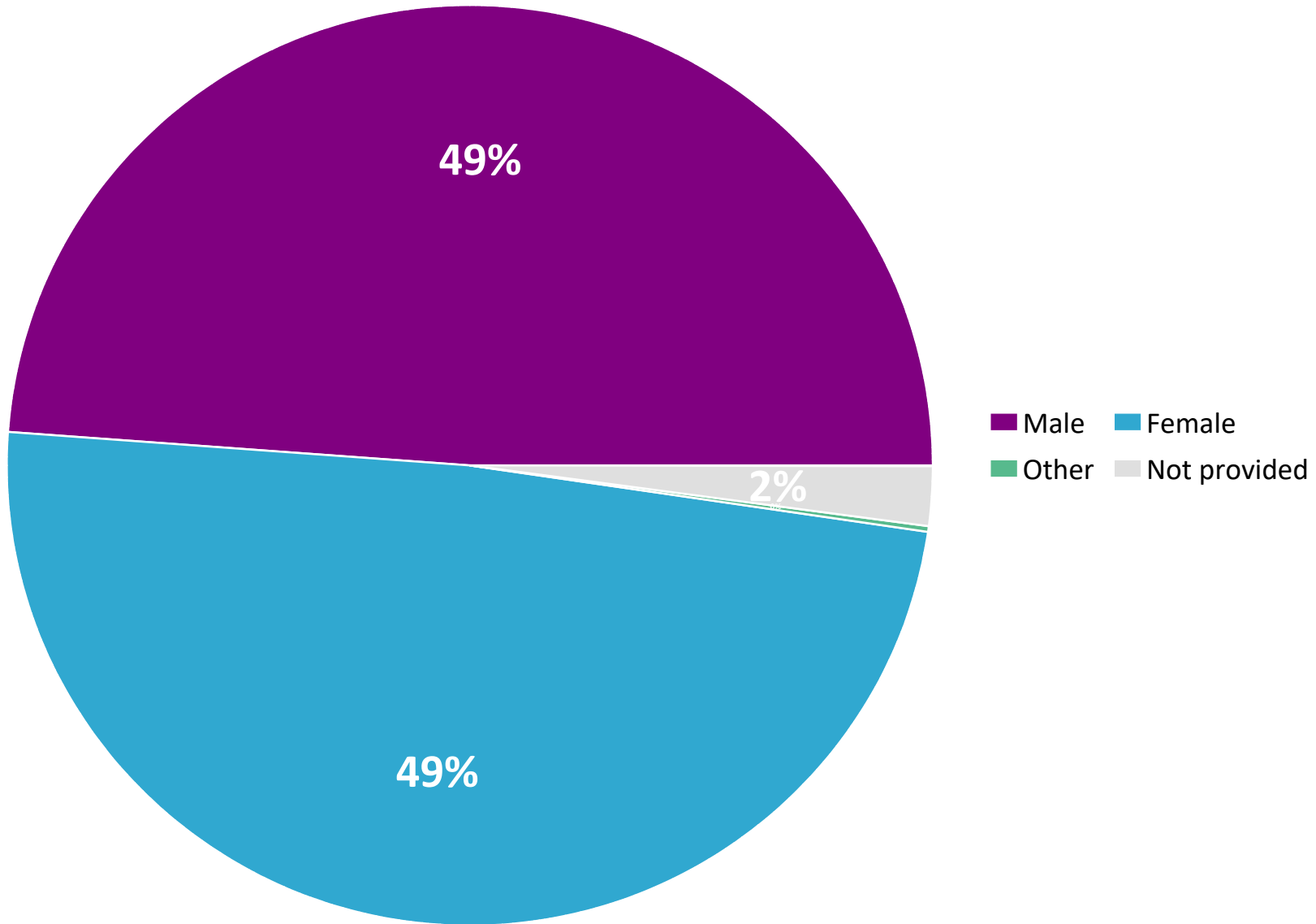
## Q15. Have you voted in the past two years?

by percentage of respondents



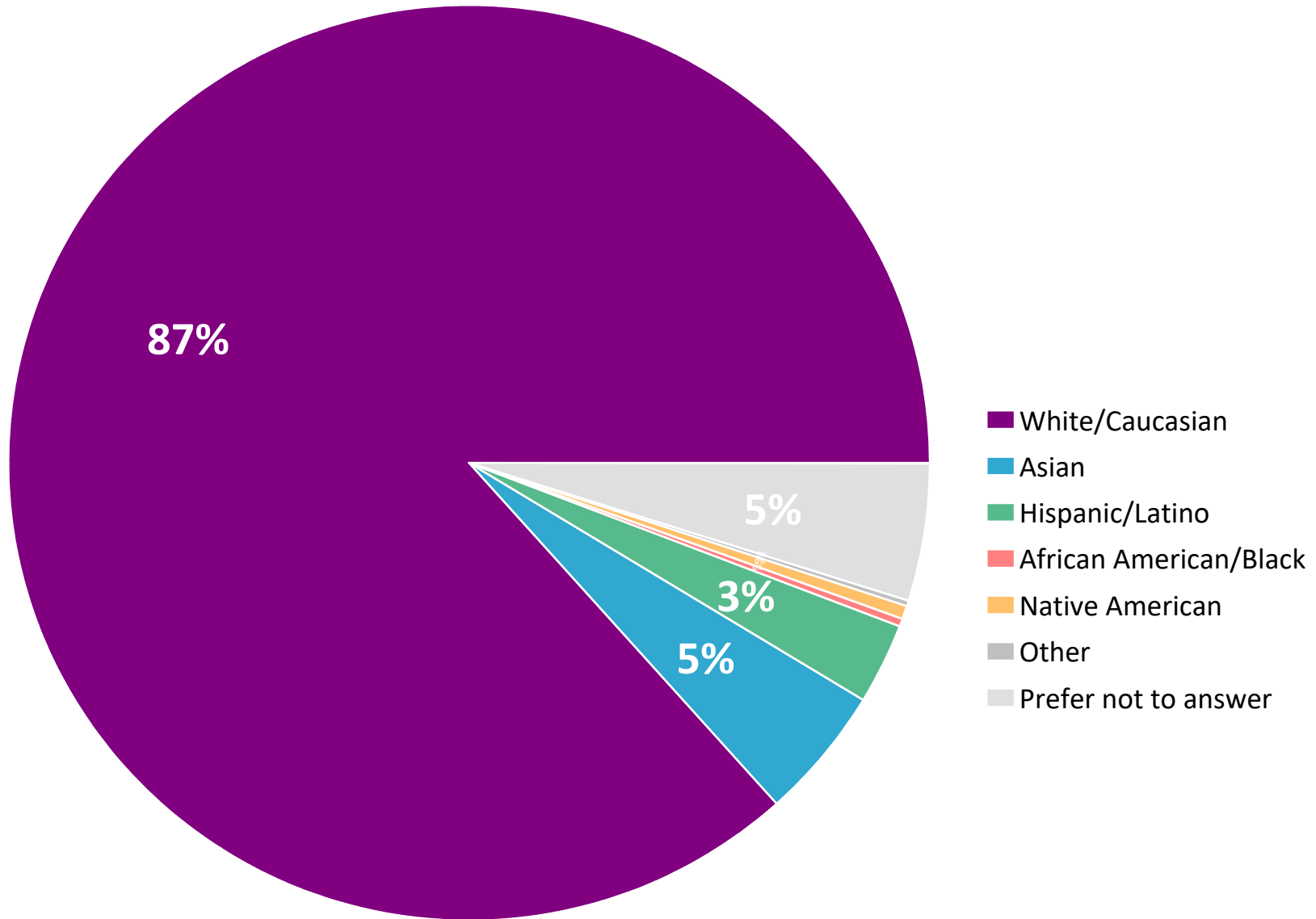
## Q16. What is your gender?

by percentage of respondents



## Q17. Which of the following best describes your race/ethnicity?

by percentage of respondents



## **Section 2**

# **Tabular Data**

---

**Q1. Are you or other members of your household currently using any INDOOR recreation, sports, fitness, meeting space or aquatic facilities?**

Q1. Are you currently using any indoor recreation, sports, fitness, meeting space or aquatic facilities	Number	Percent
Yes	418	66.1 %
No	214	33.9 %
Total	632	100.0 %

**Q2. The City is considering developing a new multigenerational community center. Listed below are potential features that could be incorporated into the design of a multigenerational community center. For each one, please indicate approximately how often you and members of your household would use each of these features.**

(N=632)

	Several times per week	A few times per month	At least once a month	Less than once a month	Seldom/never	Not provided
Q2-1. Multipurpose courts for basketball, volleyball, etc.	9.8%	12.5%	8.7%	11.4%	52.7%	4.9%
Q2-2. Weight room/ cardiovascular equipment area	42.6%	18.0%	7.4%	5.9%	22.2%	4.0%
Q2-3. Multipurpose space for classes/meetings/parties	4.7%	8.9%	14.7%	32.4%	33.9%	5.4%
Q2-4. Aerobics/fitness/martial arts/dance space	25.9%	21.0%	10.9%	10.3%	27.2%	4.6%
Q2-5. Arts & crafts rooms	4.1%	9.7%	13.9%	23.4%	43.5%	5.4%
Q2-6. Meeting & event space	2.2%	3.6%	13.4%	35.1%	39.4%	6.2%
Q2-7. Lap lanes for exercise swimming	22.2%	19.6%	9.8%	11.4%	32.6%	4.4%
Q2-8. Warm water areas for therapeutic purposes	17.6%	16.9%	13.4%	12.8%	35.1%	4.1%
Q2-9. Leisure pool zero depth entry	15.7%	18.8%	13.9%	12.2%	34.7%	4.7%
Q2-10. Indoor stage/performing arts	1.3%	3.8%	12.2%	19.3%	56.2%	7.3%
Q2-11. Rock climbing wall	5.2%	10.9%	13.1%	15.3%	50.2%	5.2%
Q2-12. Childcare (while using facility)	10.3%	6.0%	5.7%	4.9%	66.0%	7.1%
Q2-13. Unstructured indoor play space	8.5%	9.0%	9.0%	9.3%	57.4%	6.6%
Q2-14. Unstructured indoor gathering space	3.2%	6.8%	11.2%	22.8%	49.4%	6.6%



**Q2. The City is considering developing a new multigenerational community center. Listed below are potential features that could be incorporated into the design of a multigenerational community center. For each one, please indicate approximately how often you and members of your household would use each of these features.**

	Several times per week	A few times per month	At least once a month	Less than once a month	Seldom/never	Not provided
Q2-15. Preschool programming space	4.7%	4.0%	4.9%	6.2%	71.0%	9.2%
Q2-16. Senior programming space	10.6%	11.7%	10.6%	9.7%	50.2%	7.3%
Q2-17. Indoor running/walking track	31.8%	24.5%	12.3%	7.9%	19.8%	3.6%
Q2-18. Indoor turf field	7.8%	10.8%	10.8%	11.7%	52.2%	6.8%
Q2-19. Blackbox performance theater	0.8%	2.2%	7.9%	14.7%	65.7%	8.7%
Q2-20. Gymnastics programming space	1.6%	6.2%	7.4%	8.7%	68.7%	7.4%
Q2-21. Culinary arts demonstration kitchen	3.3%	9.5%	15.7%	26.7%	38.4%	6.3%
Q2-22. Teen gathering space	4.1%	6.0%	8.5%	4.6%	68.8%	7.9%
Q2-23. Training space for outdoor sports	8.5%	12.2%	8.5%	11.2%	52.2%	7.3%
Q2-24. Other	55.6%	27.8%	14.8%	1.9%	0.0%	0.0%

**WITHOUT NOT PROVIDED**

**Q2. The City is considering developing a new multigenerational community center. Listed below are potential features that could be incorporated into the design of a multigenerational community center. For each one, please indicate approximately how often you and members of your household would use each of these features. (without "not provided")**

(N=632)

	Several times per week	A few times per month	At least once a month	Less than once a month	Seldom/never
Q2-1. Multipurpose courts for basketball, volleyball, etc.	10.3%	13.1%	9.2%	12.0%	55.4%
Q2-2. Weight room/cardiovascular equipment area	44.3%	18.8%	7.7%	6.1%	23.1%
Q2-3. Multipurpose space for classes/meetings/parties	5.0%	9.4%	15.6%	34.3%	35.8%
Q2-4. Aerobics/fitness/martial arts/dance space	27.2%	22.1%	11.4%	10.8%	28.5%
Q2-5. Arts & crafts rooms	4.3%	10.2%	14.7%	24.7%	46.0%
Q2-6. Meeting & event space	2.4%	3.9%	14.3%	37.4%	42.0%
Q2-7. Lap lanes for exercise swimming	23.2%	20.5%	10.3%	11.9%	34.1%
Q2-8. Warm water areas for therapeutic purposes	18.3%	17.7%	14.0%	13.4%	36.6%
Q2-9. Leisure pool zero depth entry	16.4%	19.8%	14.6%	12.8%	36.4%
Q2-10. Indoor stage/performing arts	1.4%	4.1%	13.1%	20.8%	60.6%
Q2-11. Rock climbing wall	5.5%	11.5%	13.9%	16.2%	52.9%
Q2-12. Childcare (while using facility)	11.1%	6.5%	6.1%	5.3%	71.0%
Q2-13. Unstructured indoor play space	9.2%	9.7%	9.7%	10.0%	61.5%
Q2-14. Unstructured indoor gathering space	3.4%	7.3%	12.0%	24.4%	52.9%
Q2-15. Preschool programming space	5.2%	4.4%	5.4%	6.8%	78.2%
Q2-16. Senior programming space	11.4%	12.6%	11.4%	10.4%	54.1%
Q2-17. Indoor running/walking track	33.0%	25.5%	12.8%	8.2%	20.5%

**WITHOUT NOT PROVIDED**

**Q2. The City is considering developing a new multigenerational community center. Listed below are potential features that could be incorporated into the design of a multigenerational community center. For each one, please indicate approximately how often you and members of your household would use each of these features. (without "not provided")**

	Several times per week	A few times per month	At least once a month	Less than once a month	Seldom/never
Q2-18. Indoor turf field	8.3%	11.5%	11.5%	12.6%	56.0%
Q2-19. Blackbox performance theater	0.9%	2.4%	8.7%	16.1%	71.9%
Q2-20. Gymnastics programming space	1.7%	6.7%	8.0%	9.4%	74.2%
Q2-21. Culinary arts demonstration kitchen	3.5%	10.1%	16.7%	28.5%	41.0%
Q2-22. Teen gathering space	4.5%	6.5%	9.3%	5.0%	74.7%
Q2-23. Training space for outdoor sports	9.2%	13.1%	9.2%	12.1%	56.3%
Q2-24. Other	55.6%	27.8%	14.8%	1.9%	0.0%

**Q2-24. Other**

- Art Gallery, Coffee Shop, Afterschool Programming.
- Brain health training.
- Education classes/workshops.
- Food/coffee shop.
- Golf simulator.
- Ice Rink.
- Ice Rink.
- Ice Rink.
- Ice Rink.
- Ice rink would be great, but I realize this is a reach!
- Ice skating/hockey.
- I'd like to see small quiet rooms for individual reading, studying, or conducting job interviews on the phone. The library currently lacks enough small private quiet rooms and small group meeting rooms.
- Individual trainers.
- Indoor tennis courts.
- Indoor tennis courts.
- Internet.

- Lazy river.
- Learning classes.
- Pc lab/tech training area.
- Pickleball.
- Pickleball.
- Pickleball courts.
- Pickleball courts indoors.
- Pilates.
- Pilates studio.
- Ping Pong, Pool (Billiards), Darts, etc.
- Practice rooms (music).
- Putting green.
- Quiet reading/internet work room.
- Racquetball courts, yoga, outdoor garden, or peaceful area for gathering.
- Racquetball.
- Racquetball/pickleball courts.
- Sauna.
- Sauna.
- Senior entertainment.
- Soccer/flag football.
- Specific classes or lectures that are currently provided by the city's parks and recreation department could be provided in a multi-generational facility. It would be an asset to the city if all of the activities were located centrally and meet various needs. In past years I have been a member of the McConnel Center and the facilities there are very nice. I have also used the Hilltop YMCA, Bexley city pool, Grandview city pool, and Hunter swim center for various classes.
- Spinning.
- Spinning bikes/class.
- Squash courts.
- Squash courts.
- Steam room.
- Steam room.
- Study room, quiet room, library.
- Tennis lessons.
- Tennis or pickleball.
- The city might consider a "tech space" with PCs and volunteer technical support.
- To attend a show.
- Water aerobics.
- Whatever wasn't covered.
- Would like to see a roller-skating rink and indoor playground like at Fancyburg for kids to use when it's cold or wet out.
- Yoga.
- Yoga.
- Yoga studio.

**Q3. Which FOUR of the features listed in Question 2 would ADULTS in your household age 19 or older use MOST OFTEN if they were included in a new multigenerational community center?**

<u>Q3. Top choice</u>	<u>Number</u>	<u>Percent</u>
Multipurpose courts for basketball, volleyball, etc.	23	3.6 %
Weight room/cardiovascular equipment area	200	31.6 %
Multipurpose space for classes/meetings/parties	13	2.1 %
Aerobics/fitness/martial arts/dance space	57	9.0 %
Arts & crafts rooms	10	1.6 %
Meeting & event space	6	0.9 %
Lap lanes for exercise swimming	74	11.7 %
Warm water areas for therapeutic purposes	24	3.8 %
Leisure pool zero depth entry	20	3.2 %
Indoor stage/performing arts	3	0.5 %
Rock climbing wall	4	0.6 %
Childcare (while using facility)	6	0.9 %
Unstructured indoor play space	2	0.3 %
Senior programming space	16	2.5 %
Indoor running/walking track	52	8.2 %
Indoor turf field	4	0.6 %
Blackbox performance theater	2	0.3 %
Culinary arts demonstration kitchen	5	0.8 %
Training space for outdoor sports	2	0.3 %
Other	11	1.7 %
None chosen	98	15.5 %
<b>Total</b>	<b>632</b>	<b>100.0 %</b>

**Q3. Which FOUR of the features listed in Question 2 would ADULTS in your household age 19 or older use MOST OFTEN if they were included in a new multigenerational community center?**

<u>Q3. 2nd choice</u>	<u>Number</u>	<u>Percent</u>
Multipurpose courts for basketball, volleyball, etc.	28	4.4 %
Weight room/cardiovascular equipment area	85	13.4 %
Multipurpose space for classes/meetings/parties	16	2.5 %
Aerobics/fitness/martial arts/dance space	88	13.9 %
Arts & crafts rooms	7	1.1 %
Meeting & event space	11	1.7 %
Lap lanes for exercise swimming	63	10.0 %
Warm water areas for therapeutic purposes	41	6.5 %
Leisure pool zero depth entry	25	4.0 %
Indoor stage/performing arts	5	0.8 %
Rock climbing wall	10	1.6 %
Childcare (while using facility)	18	2.8 %
Unstructured indoor gathering space	3	0.5 %
Senior programming space	23	3.6 %
Indoor running/walking track	69	10.9 %
Indoor turf field	9	1.4 %
Blackbox performance theater	1	0.2 %
Gymnastics programming space	2	0.3 %
Culinary arts demonstration kitchen	7	1.1 %
Teen gathering space	4	0.6 %
Training space for outdoor sports	4	0.6 %
Other	3	0.5 %
None chosen	110	17.4 %
Total	632	100.0 %

**Q3. Which FOUR of the features listed in Question 2 would ADULTS in your household age 19 or older use MOST OFTEN if they were included in a new multigenerational community center?**

<u>Q3. 3rd choice</u>	<u>Number</u>	<u>Percent</u>
Multipurpose courts for basketball, volleyball, etc.	28	4.4 %
Weight room/cardiovascular equipment area	40	6.3 %
Multipurpose space for classes/meetings/parties	18	2.8 %
Aerobics/fitness/martial arts/dance space	60	9.5 %
Arts & crafts rooms	15	2.4 %
Meeting & event space	13	2.1 %
Lap lanes for exercise swimming	61	9.7 %
Warm water areas for therapeutic purposes	39	6.2 %
Leisure pool zero depth entry	35	5.5 %
Indoor stage/performing arts	2	0.3 %
Rock climbing wall	12	1.9 %
Childcare (while using facility)	13	2.1 %
Unstructured indoor play space	6	0.9 %
Unstructured indoor gathering space	4	0.6 %
Preschool programming space	2	0.3 %
Senior programming space	34	5.4 %
Indoor running/walking track	87	13.8 %
Indoor turf field	9	1.4 %
Blackbox performance theater	1	0.2 %
Culinary arts demonstration kitchen	15	2.4 %
Teen gathering space	2	0.3 %
Training space for outdoor sports	4	0.6 %
Other	3	0.5 %
<u>None chosen</u>	<u>129</u>	<u>20.4 %</u>
Total	632	100.0 %

**Q3. Which FOUR of the features listed in Question 2 would ADULTS in your household age 19 or older use MOST OFTEN if they were included in a new multigenerational community center?**

<u>Q3. 4th choice</u>	<u>Number</u>	<u>Percent</u>
Multipurpose courts for basketball, volleyball, etc.	22	3.5 %
Weight room/cardiovascular equipment area	36	5.7 %
Multipurpose space for classes/meetings/parties	28	4.4 %
Aerobics/fitness/martial arts/dance space	26	4.1 %
Arts & crafts rooms	17	2.7 %
Meeting & event space	23	3.6 %
Lap lanes for exercise swimming	27	4.3 %
Warm water areas for therapeutic purposes	42	6.6 %
Leisure pool zero depth entry	34	5.4 %
Indoor stage/performing arts	1	0.2 %
Rock climbing wall	24	3.8 %
Childcare (while using facility)	14	2.2 %
Unstructured indoor play space	2	0.3 %
Unstructured indoor gathering space	9	1.4 %
Senior programming space	25	4.0 %
Indoor running/walking track	67	10.6 %
Indoor turf field	11	1.7 %
Blackbox performance theater	3	0.5 %
Gymnastics programming space	1	0.2 %
Culinary arts demonstration kitchen	31	4.9 %
Teen gathering space	2	0.3 %
Training space for outdoor sports	13	2.1 %
Other	6	0.9 %
<u>None chosen</u>	<u>168</u>	<u>26.6 %</u>
Total	632	100.0 %



**SUM OF TOP 4 CHOICES**

**Q3. Which FOUR of the features listed in Question 2 would ADULTS in your household age 19 or older use MOST OFTEN if they were included in a new multigenerational community center? (top 4)**

Q3. Sum of Top 4 Choices	Number	Percent
Multipurpose courts for basketball, volleyball, etc.	101	16.0 %
Weight room/cardiovascular equipment area	361	57.1 %
Multipurpose space for classes/meetings/parties	75	11.9 %
Aerobics/fitness/martial arts/dance space	231	36.6 %
Arts & crafts rooms	49	7.8 %
Meeting & event space	53	8.4 %
Lap lanes for exercise swimming	225	35.6 %
Warm water areas for therapeutic purposes	146	23.1 %
Leisure pool zero depth entry	114	18.0 %
Indoor stage/performing arts	11	1.7 %
Rock climbing wall	50	7.9 %
Childcare (while using facility)	51	8.1 %
Unstructured indoor play space	10	1.6 %
Unstructured indoor gathering space	16	2.5 %
Preschool programming space	2	0.3 %
Senior programming space	98	15.5 %
Indoor running/walking track	275	43.5 %
Indoor turf field	33	5.2 %
Blackbox performance theater	7	1.1 %
Gymnastics programming space	3	0.5 %
Culinary arts demonstration kitchen	58	9.2 %
Teen gathering space	8	1.3 %
Training space for outdoor sports	23	3.6 %
Other	23	3.6 %
None chosen	98	15.5 %
Total	2121	

**Q4. Which FOUR of the features listed in Question 2 would YOUTH in your household age 18 or younger use MOST OFTEN if they were included in a new multigenerational community center?**

Q4. Top choice	Number	Percent
Multipurpose courts for basketball, volleyball, etc.	55	8.7 %
Weight room/cardiovascular equipment area	18	2.8 %
Multipurpose space for classes/meetings/parties	2	0.3 %
Aerobics/fitness/martial arts/dance space	10	1.6 %
Arts & crafts rooms	10	1.6 %
Lap lanes for exercise swimming	11	1.7 %
Leisure pool zero depth entry	62	9.8 %
Rock climbing wall	3	0.5 %
Childcare (while using facility)	20	3.2 %
Unstructured indoor play space	21	3.3 %
Unstructured indoor gathering space	1	0.2 %
Preschool programming space	1	0.2 %
Senior programming space	2	0.3 %
Indoor turf field	11	1.7 %
Blackbox performance theater	1	0.2 %
Gymnastics programming space	5	0.8 %
Teen gathering space	17	2.7 %
Training space for outdoor sports	8	1.3 %
Other	6	0.9 %
None chosen	368	58.2 %
Total	632	100.0 %

**Q4. Which FOUR of the features listed in Question 2 would YOUTH in your household age 18 or younger use MOST OFTEN if they were included in a new multigenerational community center?**

<u>Q4. 2nd choice</u>	<u>Number</u>	<u>Percent</u>
Multipurpose courts for basketball, volleyball, etc.	21	3.3 %
Weight room/cardiovascular equipment area	21	3.3 %
Multipurpose space for classes/meetings/parties	3	0.5 %
Aerobics/fitness/martial arts/dance space	5	0.8 %
Arts & crafts rooms	17	2.7 %
Lap lanes for exercise swimming	10	1.6 %
Warm water areas for therapeutic purposes	1	0.2 %
Leisure pool zero depth entry	35	5.5 %
Indoor stage/performing arts	3	0.5 %
Rock climbing wall	19	3.0 %
Childcare (while using facility)	16	2.5 %
Unstructured indoor play space	29	4.6 %
Unstructured indoor gathering space	4	0.6 %
Preschool programming space	14	2.2 %
Indoor running/walking track	6	0.9 %
Indoor turf field	15	2.4 %
Gymnastics programming space	5	0.8 %
Culinary arts demonstration kitchen	2	0.3 %
Teen gathering space	14	2.2 %
Training space for outdoor sports	14	2.2 %
Other	1	0.2 %
None chosen	377	59.7 %
Total	632	100.0 %

**Q4. Which FOUR of the features listed in Question 2 would YOUTH in your household age 18 or younger use MOST OFTEN if they were included in a new multigenerational community center?**

<u>Q4. 3rd choice</u>	<u>Number</u>	<u>Percent</u>
Multipurpose courts for basketball, volleyball, etc.	20	3.2 %
Weight room/cardiovascular equipment area	8	1.3 %
Multipurpose space for classes/meetings/parties	4	0.6 %
Aerobics/fitness/martial arts/dance space	7	1.1 %
Arts & crafts rooms	12	1.9 %
Lap lanes for exercise swimming	3	0.5 %
Warm water areas for therapeutic purposes	5	0.8 %
Leisure pool zero depth entry	22	3.5 %
Indoor stage/performing arts	5	0.8 %
Rock climbing wall	41	6.5 %
Childcare (while using facility)	7	1.1 %
Unstructured indoor play space	26	4.1 %
Unstructured indoor gathering space	6	0.9 %
Preschool programming space	20	3.2 %
Senior programming space	1	0.2 %
Indoor running/walking track	14	2.2 %
Indoor turf field	14	2.2 %
Blackbox performance theater	2	0.3 %
Gymnastics programming space	7	1.1 %
Culinary arts demonstration kitchen	3	0.5 %
Teen gathering space	5	0.8 %
Training space for outdoor sports	14	2.2 %
<u>None chosen</u>	<u>386</u>	<u>61.1 %</u>
Total	632	100.0 %

**Q4. Which FOUR of the features listed in Question 2 would YOUTH in your household age 18 or younger use MOST OFTEN if they were included in a new multigenerational community center?**

Q4. 4th choice	Number	Percent
Multipurpose courts for basketball, volleyball, etc.	10	1.6 %
Weight room/cardiovascular equipment area	5	0.8 %
Multipurpose space for classes/meetings/parties	6	0.9 %
Aerobics/fitness/martial arts/dance space	11	1.7 %
Arts & crafts rooms	21	3.3 %
Meeting & event space	4	0.6 %
Lap lanes for exercise swimming	10	1.6 %
Warm water areas for therapeutic purposes	3	0.5 %
Leisure pool zero depth entry	13	2.1 %
Indoor stage/performing arts	4	0.6 %
Rock climbing wall	26	4.1 %
Childcare (while using facility)	10	1.6 %
Unstructured indoor play space	11	1.7 %
Unstructured indoor gathering space	7	1.1 %
Preschool programming space	7	1.1 %
Indoor running/walking track	5	0.8 %
Indoor turf field	20	3.2 %
Gymnastics programming space	14	2.2 %
Culinary arts demonstration kitchen	2	0.3 %
Teen gathering space	15	2.4 %
Training space for outdoor sports	22	3.5 %
Other	2	0.3 %
None chosen	404	63.9 %
Total	632	100.0 %

**SUM OF TOP 4 CHOICES**

**Q4. Which FOUR of the features listed in Question 2 would YOUTH in your household age 18 or younger use MOST OFTEN if they were included in a new multigenerational community center? (top 4)**

Q4. Sum of Top 4 Choices	Number	Percent
Multipurpose courts for basketball, volleyball, etc.	106	16.8 %
Weight room/cardiovascular equipment area	52	8.2 %
Multipurpose space for classes/meetings/parties	15	2.4 %
Aerobics/fitness/martial arts/dance space	33	5.2 %
Arts & crafts rooms	60	9.5 %
Meeting & event space	4	0.6 %
Lap lanes for exercise swimming	34	5.4 %
Warm water areas for therapeutic purposes	9	1.4 %
Leisure pool zero depth entry	132	20.9 %
Indoor stage/performing arts	12	1.9 %
Rock climbing wall	89	14.1 %
Childcare (while using facility)	53	8.4 %
Unstructured indoor play space	87	13.8 %
Unstructured indoor gathering space	18	2.8 %
Preschool programming space	42	6.6 %
Senior programming space	3	0.5 %
Indoor running/walking track	25	4.0 %
Indoor turf field	60	9.5 %
Blackbox performance theater	3	0.5 %
Gymnastics programming space	31	4.9 %
Culinary arts demonstration kitchen	7	1.1 %
Teen gathering space	51	8.1 %
Training space for outdoor sports	58	9.2 %
Other	9	1.4 %
None chosen	368	58.2 %
Total	1361	

**Q5. Please check ALL of the activities listed below that your household would use at a community center.**

Q5. All activities your household would use at a community center	Number	Percent
Exercise & fitness	508	80.4 %
Team sports	196	31.0 %
Drop-in activities	317	50.2 %
Classes	426	67.4 %
Meeting & event space	220	34.8 %
Art & theater	198	31.3 %
Childcare (while using facility)	132	20.9 %
Senior activities	231	36.6 %
Aquatics	391	61.9 %
Lifelong learning classes	303	47.9 %
Other	14	2.2 %
Wouldn't use a community center	63	10.0 %
Total	2999	

**Q5-11. Other**

- Art Gallery, Coffee Shop, Community Movies.
- Children's activities.
- Food/coffee.
- Healthy food and beverage station.
- Pc/tech resources.
- Play space.
- Roller skating rink.
- Senior lunches.
- Steam room.
- Swimming pool for fun, lessons, birthday parties.
- UA is a great community that would benefit from the addition of a Community Center. I do not have any minor children, resulting in some of the answers regarding what I would use. I do think it is important for teens to have places to go to play basketball, volleyball and just hang out. Also, childcare may be important to young parents. The entire community should be considered.
- Voting/medical testing.
- Wrestling, boxing.
- Yoga.

**Q6. Much of the cost of operating a new multigenerational community center would need to be covered by user fees. Knowing this, which ONE of the following would be your preferred way of paying to use a multigenerational community center if it had the features you most prefer?**

Q6. What would be your preferred way of paying to use a multigenerational community center if it had features you most prefer

	Number	Percent
Monthly family pass	226	35.8 %
Monthly adult pass	144	22.8 %
Monthly senior center access only	86	13.6 %
Pay per visit	43	6.8 %
Don't know	37	5.9 %
I'm not willing to pay to use the center	82	13.0 %
Not provided	14	2.2 %
Total	632	100.0 %

**WITHOUT NOT PROVIDED**

**Q6. Much of the cost of operating a new multigenerational community center would need to be covered by user fees. Knowing this, which ONE of the following would be your preferred way of paying to use a multigenerational community center if it had the features you most prefer? (without "not provided")**

Q6. What would be your preferred way of paying to use a multigenerational community center if it had features you most prefer

	Number	Percent
Monthly family pass	226	36.6 %
Monthly adult pass	144	23.3 %
Monthly senior center access only	86	13.9 %
Pay per visit	43	7.0 %
Don't know	37	6.0 %
I'm not willing to pay to use the center	82	13.3 %
Total	618	100.0 %



**Q6a. What is the MAXIMUM amount you would be willing to pay for a MONTHLY FAMILY pass (4 or more people) to use a new multigenerational community center if it had the features most important to your household?**

Q6a. Maximum amount you would be willing to pay for a monthly family pass

	Number	Percent
\$125+ per month	32	12.2 %
\$100-\$124 per month	46	17.5 %
\$75-\$99 per month	87	33.1 %
Less than \$75 per month	83	31.6 %
Not provided	15	5.7 %
Total	263	100.0 %

**WITHOUT NOT PROVIDED**

**Q6a. What is the MAXIMUM amount you would be willing to pay for a MONTHLY FAMILY pass (4 or more people) to use a new multigenerational community center if it had the features most important to your household? (without "not provided")**

Q6a. Maximum amount you would be willing to pay for a monthly family pass

	Number	Percent
\$125+ per month	32	12.9 %
\$100-\$124 per month	46	18.5 %
\$75-\$99 per month	87	35.1 %
Less than \$75 per month	83	33.5 %
Total	248	100.0 %

**Q6b. What is the MAXIMUM amount you would be willing to pay for a MONTHLY COUPLES pass to use a new multigenerational community center if it had the features most important to your household?**

Q6b. Maximum amount you would be willing to pay for a monthly couples pass

	Number	Percent
\$100+ per month	8	4.4 %
\$75-\$99 per month	32	17.7 %
\$50-\$74 per month	71	39.2 %
Less than \$50 per month	48	26.5 %
Not provided	22	12.2 %
Total	181	100.0 %

**WITHOUT NOT PROVIDED**

**Q6b. What is the MAXIMUM amount you would be willing to pay for a MONTHLY COUPLES pass to use a new multigenerational community center if it had the features most important to your household? (without "not provided")**

Q6b. Maximum amount you would be willing to pay for a monthly couples pass

	Number	Percent
\$100+ per month	8	5.0 %
\$75-\$99 per month	32	20.1 %
\$50-\$74 per month	71	44.7 %
Less than \$50 per month	48	30.2 %
Total	159	100.0 %

**Q6c. What is the MAXIMUM amount you would be willing to pay for a MONTHLY INDIVIDUAL pass to use a new multigenerational community center if it had the features most important to your household?**

Q6c. Maximum amount you would be willing to pay for a monthly individual pass

	Number	Percent
\$50+ per month	22	12.2 %
\$40-\$49 per month	39	21.5 %
\$30-\$39 per month	64	35.4 %
Less than \$30 per month	45	24.9 %
Not provided	11	6.1 %
Total	181	100.0 %

**WITHOUT NOT PROVIDED**

**Q6c. What is the MAXIMUM amount you would be willing to pay for a MONTHLY INDIVIDUAL pass to use a new multigenerational community center if it had the features most important to your household? (without "not provided")**

Q6c. Maximum amount you would be willing to pay for a monthly individual pass

	Number	Percent
\$50+ per month	22	12.9 %
\$40-\$49 per month	39	22.9 %
\$30-\$39 per month	64	37.6 %
Less than \$30 per month	45	26.5 %
Total	170	100.0 %

**Q6d. What is the MAXIMUM amount you would be willing to pay for a MONTHLY SENIOR INDIVIDUAL pass to use a new multigenerational community center if it had the features most important to your household?**

Q6d. Maximum amount you would be willing to pay for a monthly senior individual pass

	Number	Percent
\$50+ per month	9	7.3 %
\$40-\$49 per month	21	17.1 %
\$30-\$39 per month	25	20.3 %
Less than \$30 per month	52	42.3 %
Not provided	16	13.0 %
Total	123	100.0 %

**WITHOUT NOT PROVIDED**

**Q6d. What is the MAXIMUM amount you would be willing to pay for a MONTHLY SENIOR INDIVIDUAL pass to use a new multigenerational community center if it had the features most important to your household? (without "not provided")**

Q6d. Maximum amount you would be willing to pay for a monthly senior individual pass

	Number	Percent
\$50+ per month	9	8.4 %
\$40-\$49 per month	21	19.6 %
\$30-\$39 per month	25	23.4 %
Less than \$30 per month	52	48.6 %
Total	107	100.0 %

**Q6e. What is the MAXIMUM amount you would be willing to pay for a DAILY ADULT fee to use a new multigenerational community center if it had the features most important to your household?**

Q6e. Maximum amount you would be willing to pay for a daily adult fee

	Number	Percent
\$10+ per visit	7	8.8 %
\$8-9 per visit	9	11.3 %
\$6-7 per visit	20	25.0 %
\$5 or less per visit	36	45.0 %
Not provided	8	10.0 %
Total	80	100.0 %

**WITHOUT NOT PROVIDED**

**Q6e. What is the MAXIMUM amount you would be willing to pay for a DAILY ADULT fee to use a new multigenerational community center if it had the features most important to your household? (without "not provided")**

Q6e. Maximum amount you would be willing to pay for a daily adult fee

	Number	Percent
\$10+ per visit	7	9.7 %
\$8-9 per visit	9	12.5 %
\$6-7 per visit	20	27.8 %
\$5 or less per visit	36	50.0 %
Total	72	100.0 %

**Q6f. What is the MAXIMUM amount you would be willing to pay for a DAILY CHILD fee to use a new multigenerational community center if it had the features most important to your household?**

Q6f. Maximum amount you would be willing to pay for a daily child fee

	Number	Percent
\$8+ per visit	8	10.0 %
\$7 per visit	5	6.3 %
\$6 per visit	1	1.3 %
\$5 per visit	16	20.0 %
\$4 or less per visit	15	18.8 %
Not provided	35	43.8 %
Total	80	100.0 %

**WITHOUT NOT PROVIDED**

**Q6f. What is the MAXIMUM amount you would be willing to pay for a DAILY CHILD fee to use a new multigenerational community center if it had the features most important to your household? (without "not provided")**

Q6f. Maximum amount you would be willing to pay for a daily child fee

	Number	Percent
\$8+ per visit	8	17.8 %
\$7 per visit	5	11.1 %
\$6 per visit	1	2.2 %
\$5 per visit	16	35.6 %
\$4 or less per visit	15	33.3 %
Total	45	100.0 %

**Q7. How strongly would you support the construction of a community center that included the features most important to your household, if it could be accomplished without increasing taxes on residents?**

Q7. How strongly would you support construction of a community center	Number	Percent
Very supportive	403	63.8 %
Somewhat supportive	89	14.1 %
Neutral	46	7.3 %
Somewhat unsupportive	22	3.5 %
Not supportive at all	64	10.1 %
Not provided	8	1.3 %
Total	632	100.0 %

**WITHOUT NOT PROVIDED**

**Q7. How strongly would you support the construction of a community center that included the features most important to your household, if it could be accomplished without increasing taxes on residents? (without "not provided")**

Q7. How strongly would you support construction of a community center	Number	Percent
Very supportive	403	64.6 %
Somewhat supportive	89	14.3 %
Neutral	46	7.4 %
Somewhat unsupportive	22	3.5 %
Not supportive at all	64	10.3 %
Total	624	100.0 %

**Q7a. If you answered "Somewhat Unsupportive" or "Not Supportive at All" to Question 7, please indicate why you answered this way.**

Q7a. Why did you answer "somewhat unsupportive" or "not supportive at all" to Question 7

	Number	Percent
I need more information before I can answer	10	11.6 %
Our household wouldn't use it	46	53.5 %
I think that user fees will be too expensive	14	16.3 %
There isn't a need for a community center in Upper Arlington	28	32.6 %
I believe it will compete too much with private providers	16	18.6 %
I don't believe that a community center is an appropriate role for a government/don't support using tax dollars	44	51.2 %
Other	9	10.5 %
Total	167	

**Q7a-7. Other**

Q7a-7. Other	Number	Percent
A multi-generational community center may be too many people	1	11.1 %
I am always asked to give more of my hard earned money	1	11.1 %
I believe I will pay for it eventually, even though I do not use it	1	11.1 %
It will eventually require tax money to operate	1	11.1 %
our household is very happy with our current center	1	11.1 %
Tax increase always a possibility	1	11.1 %
Tax payers build what they cannot afford to use	1	11.1 %
We are over taxed, the fees will not be enough to support	1	11.1 %
We have a club we use	1	11.1 %
Total	9	100.0 %



**Q8. How strongly would you support the construction of a community center that included the features most important to your household, if it required increasing taxes?**

Q8. How strongly would you support construction of a community center	Number	Percent
Very supportive	183	29.0 %
Somewhat supportive	157	24.8 %
Neutral	77	12.2 %
Somewhat unsupportive	64	10.1 %
Not supportive at all	142	22.5 %
Not provided	9	1.4 %
Total	632	100.0 %

**WITHOUT NOT PROVIDED**

**Q8. How strongly would you support the construction of a community center that included the features most important to your household, if it required increasing taxes? (without "not provided")**

Q8. How strongly would you support construction of a community center	Number	Percent
Very supportive	183	29.4 %
Somewhat supportive	157	25.2 %
Neutral	77	12.4 %
Somewhat unsupportive	64	10.3 %
Not supportive at all	142	22.8 %
Total	623	100.0 %

**Q8a. If you answered "Somewhat Unsupportive" or "Not Supportive at All" to Question 8, please indicate why you answered this way.**

Q8a. Why did you answer "somewhat unsupportive" or "not supportive at all" to Question 8	Number	Percent
I need more information before I can answer	30	14.6 %
Our household wouldn't use it	62	30.1 %
I am not willing to pay more taxes to support a community center	90	43.7 %
There isn't a need for a community center in Upper Arlington	31	15.0 %
I believe it will compete too much with private providers	21	10.2 %
I don't believe that a community center is an appropriate role for a government/don't support using tax dollars	52	25.2 %
I'm okay with the idea of a new community center, but I do not want to pay higher taxes	100	48.5 %
Other	23	11.2 %
Total	409	

**Q8a-8. Other**

- Already heavily taxed for new school building.
- Don't want to have to lease my home due to increased real estate taxes which continues to be a major problem.
- Hours of operation, user fees.
- How about a YMCA instead?
- How about fixing my streets with the tax dollars!!
- I belong to a fitness club, would not use a community center.
- I can pay, but I think it would be a big burden on families.
- I cannot afford more taxes.
- I would be okay with tax increase if monthly cost was low.
- I would question how many people would actually use it, I believe it adds value, but many people could not afford.
- Levy was just passed for the schools; taxes were increased to pay for this!
- My taxes are too high already.
- No tax increase.
- Not supportive due to age.
- Only adult that is not home much, I don't think I can get going.
- Taxes are too high now.
- UA has never been a community in need of day care or day care type of camps or classes. This is not a 2-parent working family community and should not be transformed into one. There has been an influx of Hilliard transplanted families who moved here in recent years who are ignorant of our ways. They are families that require 2 parents to work full time in order to afford our area. They are struggling and very angry. Take a look at any of our elementary schools during pickup. You see them screaming, "Let's move! Go! I had to park way over there. Let's move!" These are not happy families who have any business living here. Those parents do not contribute to snack days at

Barrington, they do not attend field trips, ZERO volunteering. They don't contribute. They are a drain on our community. Including day care as an option in a community center and providing a community center for these hick hillbillies from Hilliard to use just to dump their Chinese Virus carrying day care raised children is NOT something to be strived for. I support a center that discourages it. Don't allow non-residents. And require a parent to be present when their under 14-year old uses the center for any reason including a class.

- Use Tremont old Lazarus store.
- We are happy with our current facility.
- We are overtaxed!!!
- We've been through this before.
- Why should I pay for something I cannot afford to use?
- Would not like to lose any of present park space.

**Q9. Using a scale of 1 to 5, where 5 means "Strongly Agree" and 1 means "Strongly Disagree," please rate your level of agreement with the following statements.**

(N=632)

	Strongly agree	Agree	Neutral	Disagree	Strongly disagree	Don't know
Q9-1. It is valuable to me to have a community center	41.9%	26.9%	16.0%	4.7%	7.6%	2.8%
Q9-2. I believe a community center would boost property values in our community	38.6%	28.5%	16.9%	5.1%	5.1%	5.9%
Q9-3. City of Upper Arlington needs a community center	44.8%	20.9%	18.8%	5.5%	7.0%	3.0%
Q9-4. A community center should be geographically located as close to middle of our community as possible	32.9%	33.2%	21.8%	2.1%	3.6%	6.3%
Q9-5. Our community needs more fitness, recreation & social opportunities for youth & teens	34.5%	25.0%	17.6%	7.0%	6.6%	9.3%
Q9-6. Our community needs more fitness, recreation & social opportunities for seniors	33.7%	28.6%	17.7%	5.1%	5.5%	9.3%
Q9-7. A community center should generate revenue from user fees (e.g., memberships, daily fees, rentals) to help cover cost of operations	35.8%	38.1%	14.7%	2.2%	3.2%	6.0%
Q9-8. A community center should include social gathering spaces	26.3%	39.1%	22.3%	2.7%	3.5%	6.2%

**WITHOUT DON'T KNOW**

**Q9. Using a scale of 1 to 5, where 5 means "Strongly Agree" and 1 means "Strongly Disagree," please rate your level of agreement with the following statements. (without "don't know")**

(N=632)

	Strongly agree	Agree	Neutral	Disagree	Strongly disagree
Q9-1. It is valuable to me to have a community center	43.2%	27.7%	16.4%	4.9%	7.8%
Q9-2. I believe a community center would boost property values in our community	41.0%	30.3%	18.0%	5.4%	5.4%
Q9-3. City of Upper Arlington needs a community center	46.2%	21.5%	19.4%	5.7%	7.2%
Q9-4. A community center should be geographically located as close to middle of our community as possible	35.1%	35.5%	23.3%	2.2%	3.9%
Q9-5. Our community needs more fitness, recreation & social opportunities for youth & teens	38.0%	27.6%	19.4%	7.7%	7.3%
Q9-6. Our community needs more fitness, recreation & social opportunities for seniors	37.2%	31.6%	19.5%	5.6%	6.1%
Q9-7. A community center should generate revenue from user fees (e.g., memberships, daily fees, rentals) to help cover cost of operations	38.0%	40.6%	15.7%	2.4%	3.4%
Q9-8. A community center should include social gathering spaces	28.0%	41.7%	23.8%	2.9%	3.7%

**Q10. Please share any additional comments that could assist the Task Force in determining the feasibility of an indoor multigenerational community center for the City of Upper Arlington.**

- A community center is something I feel we need, currently we are members of Dublin rec, I would much rather the money go here. Plus driving 30 min each way for a one-hour class?! We need a community center!!!
- A community center is the only thing this community is missing; my wife and I strongly support this.
- A family friendly community center would significantly enhance the quality of life for our family throughout the year. We currently spend a substantial time, effort, and money to seek the recreational programming that we need to maintain our family's health and well-being. Much of this we need to seek outside of UA, meaning that the time is frequently the most precious resource. A community center that is centrally located would give us more time in the day to actually participate in programming rather than spending that time transporting the family to and from. We would much rather spend our money on a community resource than on commercial programming and programming outside of our community. I know not every family is willing to spend a lot of money on this type of thing. But I want you to know that our family will gladly pay whatever it takes (within reason). For far too long, the "community center" of UA has been Scioto Country Club which is inaccessible to a large proportion of the community. A true community center would be a large step toward equity and inclusion in our city.
- A location close by but outside the community would be fine as long as it was easy to access.
- Aerobics areas should have classes to ensure use and ability to complete with the trendy opportunities like CycleBar.
- Almost all items listed exist at the high school which you high and mighty individuals are about to destroy.
- Any way to buy the old Macy's building from Kroger, that is the perfect location.
- Area is important. If it is too small, I will not use it often.
- Buy Macy's back!
- Buy the Lazarus building and convert to use.
- Childcare would be really important.
- Classes such as woodworking, cooking, pottery, and such would be nice offerings even if at an additional cost.
- Consider a YMCA like in Hilliard and Whitehall. Also consider private funding from some of our wealthy citizens. Our taxes are already too high with the school levy and it is affecting home sales. Please do not price people on a fixed income and seniors out of their beloved homes and this community.
- Could the old Lazarus facility be used?
- Cross generation activities, seniors with teens, tutoring by volunteer.
- Do it please.
- Do not put this at Thompson park!!!! Old Lazarus is best, city never should have sold it to Kroger. Incorporate health, cooking and lifestyle.
- Do something anything with the Macy's Kingsdale property get rid of Kroger, pathetic.
- Don't think this center is a need it's just a nice want; we need more outdoor space, safe roads, and streetlights; we don't need more construction.
- Dublin should be our model; it is affordable and has everything needed. Ideally, we would have a more advanced workout facility, so I am good with a higher cost, but slightly.
- Every other community similar already has one, UA has been woefully inadequate in this area.
- For pricing, I think Dublin is a great example for what UA should do.
- Forget about it, a waste of resources, let the private sector provide this need.
- Go for it.
- Grandchildren live outside UA would be interested in passes for them, back in the era children now turning 50 UAHS parents and swim team members tried this idea, great need still even more so because of drugs social media, etc.
- Great idea! Very much needed!

- Great idea. I belong to lifetime, but it does not have a pool. I like the classes, like hip hop and Zumba. I am a certified trainer.
- Have attended the senior exercise classes and know they need more space and space for other activities. I feel the whole community and its families need a community center. I don't want my answers to be negative about a center since I don't use the senior center very often.
- I agree that a center would help our property value, but I need more information on what would be included in the center. We use Columbus recreation center and pay per session. No monthly fee except for open access to pool and gym.
- I am a member of LA Fitness, but I would love a community center. I used to live in Worthington, and it was great. Excellent price and facility.
- I am a senior; I use the senior facility frequently.
- I am all for a community center if can be funded with other than tax money.
- I am fine with it as long as it does not cost one penny more in taxes. This has been proposed and rejected many times because no one wants to pay more taxes.
- I am not against it, but I would not use it.
- I am not opposed to paying a membership fee, but it should be an annual fee not a monthly fee. And I believe the expense should be offset by a community contribution in order to keep cost low.
- I am not willing to pay more taxes.
- I believe that the perfect centralized location would be Kingsdale Shopping Center in the old Lazarus building.
- I believe UA is small enough that wherever it is located, people will use it.
- I do not believe that the taxpayers money should be used for fitness facilities, sports, or any athletic activity. Our taxes are very high already and residents who want to participate in such should pay their own way.
- I do not think we should destroy any parks to build a center. I think traffic patterns are very important. Taxes are a big issue. Is it necessary to duplicate other resources that are already available nearby?
- I do not want to increase my taxes for a community center, it is not the job of the government.
- I feel strongly that a mix of taxpayer funding and user funding is very important for a Community Center. All residents benefit to some extent from the having a community center in UA even if they don't use it. However, those that use it should bear an increased portion of the cost.
- I feel that the "multigenerational" aspect is going to be the most challenging component of this study/project. Hopefully, a lot of time and research will be spent on that rather than general things like how many basketball courts are needed. Thank you!
- I fully support it and think it is sad that we don't already have one when so many neighboring communities do.
- I go to McConnell; it is a 15-minute drive and costs 75 a month for an individual. The staff is highly trained and experienced, and the aquatic facilities are the best in the county.
- I have lived here since 1948, I think it is awful that we do not have a community center. I feel the ones using it should pay for it. We should only pay for the things we use like Dublin's method.
- I have several co-workers who choose to live in other communities because Arlington is all banks and pet stores.
- I have tried for decades to get this in to no avail. Speaking and meeting with city officials. This city management is hopeless, esp. the fortune they spent on the worst designed parking lot, constant redesign of parks. Incredible waste of money. Look at all of the benefits of the Dublin community center, by the time UA gets one I will be dead or too old to make use of it, but they need one badly!
- I have waited years for this. Build it quick before I get to old to use it. I am 68.
- I have wanted a Community Center for a long time! Other suburbs have it and it would be great for our community too. I am a senior so a New space for Seniors would be great!

- I have wanted a community center for some time. All the surrounding communities have one, I am shocked with the income here one has not been built.
- I like the idea of it serving as a social hub.
- I like the idea of it, but we are members at Scioto CC which provides most of these things, so I don't see us using it at all. Kids are all grown. BUT they are living in UA and are having children so it may be something they'd use?
- I strongly object.
- I support the idea of a community center. UA seniors killed the idea in the past when my family could have benefited from it. Why is UA still supporting the Senior Center? Remove this service until a center can benefit all age groups, like the one you are proposing.
- I think a center is valuable but bad timing with the large increase due to the school levy.
- I think a community center would be a wonderful addition to the community. It would provide an indoor gathering space for exercise, kids activities, and community gathering. We lived in Ann Arbor and loved and heavily used the local YMCA. It was a healthy social hub.
- I think that the senior center needs improvement, a new building. I don't think we need a building for the community as described. There are so many other places to go in the area.
- I think the current assumption about seniors is biased. Modern seniors are active and not interested in sitting and wood carving. Community center should help organize social interest groups.
- I think the focus of the center should be on healthy living. Weights, cardiovascular, swimming and diving, basketball/volleyball/etc.  
Do not waste space needed for physical activities on meeting spaces for elderly or teens. They can go hang out in many other places. This needs to be about a community center for physical activity.  
I'm happy to pay a decent monthly membership so long as the facilities are top notch. It needs to be well done.  
Another important factor for a lot of families is that it needs to be able to remain financially stable via membership fees, not any expected contribution from Property taxes. The latest school levee really raised our taxes to some of the highest yet, our educational performance (while very good) is not state leading.  
I believe this project will never get done if it has to be done at property tax expense. Or if you are going to use property taxes then resident membership fees should be extremely low (while making non-resident fees high).  
Council should also look at stopping their ban in 2021 on medical and recreational marijuana as a way to help fund this.
- I think this is a great idea. I know it has not been passed because we have an older community that has not seen the vale, but the community has changed in the past years. As long as you keep the values of your community in mind people will be very supportive of it. When my kids were little, I took my kids to Worthington and Westerville Rec centers because we didn't have one. I would like for the next generation to not have to do that.
- I work in Dublin and use their facility. It is wonderful. Please outreach to employers in UA and include their employees to pay to use the facility as is done in Dublin.
- I would be interested in a pool only. There are no indoor pool options in the winter other than Sundays at the high school.
- I would encourage you to look at the utilization rate of other community centers built in communities with similar demographics as U.A. I would also look at the ongoing fiscal impact of operating such a center entails - I have not seen / heard of one with a positive ROI. Let the market (private enterprise) determine what U.A. needs.
- I would love a space that could support the mental and physical well-being of my whole family. All Upper Arlington residents would greatly benefit!! I would love to see the old Macy's location at Kingsdale be used for the new community center.
- I would love to see nonprofits have a permanent meeting space in a community center.
- I would need to know location of community center before I could determine my household's usage. Although, I do not want my taxes increased to support it, I feel as if UA residents should be given priority to use/join.



- I would not use it, my family would. Kroger should donate the old Macy's.
- If built correctly and in a space that could further connect the community (access to community trails for example) I would strongly support. Feel that the area outside has to help beautify the neighborhood as well instead of creating more traffic congestion and a huge unaesthetically pleasing vast parking lot.
- If individuals desire these activities, they should pay for them. I belong to upper Arlington senior center and have always paid a yearly membership fee
- If possible, placement should be considered to achieve highest level of walkability for as many target residents as possible.
- Important for community members to build a sense of community and get to meet each other in a casual setting.
- Indoor fitness is number one reason for us to have classes for seniors.
- Interested if it does not raise our taxes.
- It is a lovely idea, but our taxes underwent a huge increase for schools. Now is not the time to raise taxes again.
- It is definitely needed. All you hear is how nice Dublin and Worthington's are.
- It is difficult paying taxes for those of us on a fixed income. Our rec dept, schools, senior center, library, and parks already provide almost all of this.
- It is important for people of all ages to have opportunities for exercise, recreation, and social integration.
- It would enhance the lifestyle, perhaps it could be a joint venture with YMCA and not raise taxes.
- Just don't know if I would use it.
- Locate at Macy's at Kingsdale. Operation of ice-skating facility could be a joint venture with Ohio health chiller ice rinks.
- Look at creative funding options for center is not something all in the community would use and it should not be done by raising everyone's taxes nice to have but a need to have.
- Love the idea! In order to remain relevant in years to come, it needs to create enough revenue to maintain the building and cleanliness.
- Love the idea, have been to Dublin and Westerville. It is a great feature to both communities. My taxes have gone up over 2000 since I moved in because of sale and school and not ready for another increase, but love the idea of adding to community!
- Lowering taxes must be central focus!
- Macy's old building, great location.
- My family currently travels to Worthington and Dublin to use the indoor pools. An ice rink would be fantastic as well :)
- My feelings would change if I knew it would not further affect Northam Park. If you could purchase the Old Macy's lot and put it there, I'm all in. Anything that tries to cram one more thing into Northam Park, I oppose!
- My husband and I have felt the need for this for years!
- My husband was a swimmer and would have supported. I am an 89-year-old widow, and would attend some classes, senior activities, and some cultural events. We would have strongly supported in our younger years.
- My vote is to put this where the old Lazarus building was at Kingsdale! I love the idea of having a lazy river/splash area/water slide/hot tub in the zero-entry pool area.
- My wife and I would vote against any tax increase. Taxes are already sky high. The Schools just recently raised taxes to build and renovate buildings. Perhaps it's time to take a break from increases.
- Needs to serve as a wellness center for our residents. Include food, movement, socializing, and intellectual stimulation.
- No matter what is said by the city tax money will eventually be needed to pay for the operation of such a center infrastructure costs will also add to the tax burden; don't trust the city on this one.
- Not sure how much Silver Sneakers would impact my answer to 6d.

- Ohio is a high tax state, federal income taxes no longer support high tax states.
- Old Macy's location is ideal!
- Our family currently visits the Worthington Community Center to use their indoor pool and take preschool aged lessons. We pay by the visit. We often think how nice it would be for us and our preschool aged child to participate in indoor recreation in our own community. We feel it should cost less than a private gym membership and be on par with the monthly fees of other community centers in central Ohio. As parents, we would love the opportunity for affordable, indoor fitness classes and equipment as well.
- Our family thinks having a community center would be a huge benefit to UA. We have visited other community centers due to there being a lack of one in UA and have often wondered why UA doesn't have one. We're not currently a member at any fitness center or indoor sports center because the cost/convenience equation doesn't make sense. Having a community center in UA would definitely change that. Some of my favorite childhood memories are from going to the YMCA with my dad and brothers when I was growing up. I would love to make some similar memories with my kids.
- Our HH would not use a community center as we are members of a golf club that offers us all the items a community center offers. We use our golf club membership for these things and switching them to a community center doesn't make sense for us. On a second note, I feel strongly that a community center has to be able to support itself from member fees as opposed to using tax dollars for it; in both cap ex and operational spending.
- Parking and accessibility.
- Parking is critically important. Hosting a farm to table/crafts/market space could generate some revenue. Indoor space matters when it is very hot or cold outside.
- Please build a community center!
- Please build a community center. We can't afford private clubs.
- Please build a rec center with an indoor lap pool!!!
- Please make this happen!!!! Swim, fitness classes and gathering place. More jobs will help our community.
- Please our family strongly supports this.
- Please try to do this without a tax levy. We are already burdened tremendously with excessive school costs.
- Property taxes are already high, and already recently went up to rebuild the schools.
- Purchase and convert the old Macy's.
- Should tilt toward seniors.
- Some of the exercise classes at the Senior Center are too crowded, which suggests that we need some larger exercise class spaces.
- Squash courts.
- Stop spending our money, senior citizens lived on a fixed income. You push us to sell our homes!!!
- Stop the nonuse of Lazarus store retail space and utilize a community center here.
- Taxes are pretty darn high w/new school bldg. program plus I am sure there will be another tax increase floated fee a school operating levy.
- Taxes are too high already, stop the insanity now!
- Taxes have steadily increased, focus on maintaining existing resources like parks, sidewalks, roads. UA does not need to be in the fitness business. Residents are not going to be able to afford to live here.
- Thank you for doing this and all the work you're putting into it!
- Thank you for taking this on, it is long overdue, when you look at the exceptional centers in Dublin, Westerville, and Worthington.
- Thank you for the work.
- Thanks for doing this, appreciate involved community members.
- The community center should not include daycare. No daycare. Absolutely none.

- The current property taxes support a great city and school district. I believe that this facility should be built by private funds or various subsidies, philanthropic or corporate donations. I feel that many people in this community cannot take on any more tax increases. If left to the voters, I do not feel that this would pass. I do believe that this type of facility would be a jewel in the community, but only if the funding can be secured from private funds.
- The Dublin rec should be the model you use.
- The farmers market has improved since it relocated. Need a bigger farmers market.
- The old Lazarus site at Kingsdale should be taken from Kroger by eminent domain!
- The old Macy's building would be an ideal location if Kroger will sell the property.
- The old Macy's would be a great location.
- The only multigeneration I am familiar with is in Mason Ohio, now Cincinnati. Silver sneakers dances were free, others such as aquatic classes were about 3.00 per person which no longer their commitment many other arts and craft classes etc. had varying fees. It is a good facility there were family memberships fees that we only took advantage of this free membership classes.
- The property value increase and a recent school levy taxes increased are a major problem for those on fixed incomes. We as seniors should not be forced out of our long-term homes due to huge tax increases which benefit use very little.
- The task force should try to find private donors to cover the build out cost. It's unrealistic to expect the city to pay for the build and operations of this with tax dollars. Plus, many residents will never use it so they shouldn't have to fund it with their tax dollars, especially if the plan is to increase taxes.
- The us senior center is a disgrace. Police are bullies, moving soon.
- There already are an abundance of community activities available, both public and private. Parks, churches, schools, exercise facilities, adult education. If school projections are to be believed, land cost will prohibit this. Need to learn the difference between want and need.
- There are already many parks and sports for youth. The senior center is an embarrassment. Given what we spend on the schools and their fields, we are treating our seniors as an afterthought.
- There are people who would really benefit but could not afford to pay the fees, especially seniors. Also, as a handicapped person, I need a lift to enter a pool. The whole building must be accessible. An accredited person should be there to supervise.
- There is a strong need for additional ice rinks in the Columbus area and this could be a revenue driver for the facility.
- This has been on the agenda for years and nothing has happened. Hope this will be the right time!
- This is a must; been far too long for and issue nor to be addressed.
- This issue has already been put to a vote if we should have a community center and a "no" was voted both times, why do people keep pressing the issue? The majority of people do not want it, I certainly do not want my property taxes going up anymore and my household will not use a community center. Give a rest people.
- This project is so important. Location is less important than amenities. We already belong to lifetime, so any facility that offers more amenities at a comparable price is excellent.
- This should be implemented only when no tax is imposed.
- This would be great; many people would use it and it would increase appeal.
- Thought we already had a center like this?
- Tri village community center! UA, Grandview, marble cliff.
- UA dis-proportionally supports the public schools and youth sports and activities. The senior center is an embarrassment and woefully inadequate. After paying taxes for a lifetime, seniors should have updated and adequate facilities.
- UA sorely needs a Comm Center. Nearby suburbs Dublin, New Albany, Worthington, etc. all greatly benefit from this already. The former Macy's would be an ideal location.

- Upper Arlington has needed and wanted a community center for quite some time, people of all ages would benefit from this, most surrounding cities have them.
- Upper Arlington is a nice place to live, but it lacks the amenities of many of the surrounding areas (i.e. Hilliard, Dublin, etc.). A community center where residents could meet and exercise (i.e. swim, lift weights, walk, etc.) year-round is needed. It would increase the reasons to stay here and to buy a home here. A recreation center would be highly functional and immensely attractive to current and new residents. Upper Arlington needs to stay competitive with other areas and a center like this would be a major step in the right direction. U.A. needs to keep on getting better and offer people all it can!
- Upper Arlington lacks sports/activity facilities. The majority of winter sports are scheduled with late night practices or even Friday and Sunday due to limited space. There are zero indoor soccer facilities. With less and less children playing football, the need for indoor turf fields for lacrosse and soccer will continue to grow.
- Upper Arlington needs a community center!
- Use tax money to repair sidewalks/roads not for gyms we don't need higher taxes, and this certainly shouldn't be priority for taxpayer dollars.
- Use the new high school for such activities during non-school hours.
- Use the space where the old Macy's was!
- We absolutely need a com center. My kids are getting older, but we often drove to Dublin and Westerville for their rec centers.
- We already have sunny95 park for social gatherings - I think this center should be focused on indoor recreation space. Thank you for asking!
- We are a young couple planning to raise a family here, I answered this based on our future needs.
- We are fully supportive of a space that promotes a stronger community and health.
- We are new to the city and would love a community center. It was one drawback to this city!
- We are not seniors yet, but don't forget the seniors. Their current facility is substandard. I think their opinions count more than mine.
- We are older and would not use. Higher taxes are making it harder to sell house in the future.
- We are the only community without a facility.
- We currently belong to the McConnell which suits our needs/preferences very well, we traditionally support school levies not certain we would support a community center levy. I also worry that a "multigenerational" center will come at the expense with the highest rate of implicit bias is old people I think as senior population deserves a standalone facility, in multigenerational center will they become an afterthought?
- We desperately need lap lanes. There is a large population of older adults that enjoy lap swimming. The design and maintenance of the pool is important for its success. Water temp needs to be proper for swimming.
- We have lived here a long time and always thought it would be nice to have. Good luck.
- We have long needed one in Upper Arlington, my husband and I will use it 3-5 times a week, please make it low cost for seniors.
- We have many local after school programs that could operate out of a community center and therefore help offset costs.
- We need youth sports space! Basketball, baseball, football, our field space, and indoor facilities are lack luster.
- We use the Worthington community center for indoor swimming in the winter. We love the pools here in the summertime.
- We want and need a community center.
- We would have used this 15-20 years ago. I thought the Macy's building would have been a perfect location.
- We would love to have a facility close to home that didn't cost as much as the Lifetime Fitness Centers in Dublin. Or 20 mins to drive to the YMCA with a pool.

- When I moved to UA in 2007, I was very pleased with the parks, and outdoor pools and athletic facilities and fields. I was equally surprised that UA did not have a community/athletic center. I have felt that this compares very poorly to virtually every other Central Ohio Suburb.
- With little or no hiking areas, this is much needed.
- Would it help the city to lease space to some commercial vendor like Starbucks or Fleet Feet Sports?
- Would need individual trainers and massage. We are retired and healthy due to exercise, my wife is a member of a club downtown for 30 dollars a month, I run, but would use a pool and an indoor track.
- Would not use it.
- Would silver sneakers be available?
- You consistently divide your questions by age, however, do not include multi-generational opportunities.
- You might want to consider a yearly fee too.
- Your monthly pass is for four or more. We are a family of three. We do not feel a family of six children should be the same price.
- Youth activities would be great indoor pool would also be a great addition outdoor fields/tennis courts are also in demand so glad this is under consideration.

**Q11. What is your age?**

Q11. Your age	Number	Percent
18-34	111	17.6 %
35-44	137	21.7 %
45-54	121	19.1 %
55-64	121	19.1 %
65+	135	21.4 %
Not provided	7	1.1 %
Total	632	100.0 %

**WITHOUT NOT PROVIDED**

**Q11. What is your age? (without "not provided")**

Q11. Your age	Number	Percent
18-34	111	17.8 %
35-44	137	21.9 %
45-54	121	19.4 %
55-64	121	19.4 %
65+	135	21.6 %
Total	625	100.0 %

**Q12. Counting yourself, how many people in your household are:**

	Mean	Sum
number	2.71	1689
Under age 5	0.21	132
Ages 5-9	0.25	153
Ages 10-14	0.18	114
Ages 15-19	0.15	95
Ages 20-24	0.09	58
Ages 25-34	0.22	138
Ages 35-44	0.41	257
Ages 45-54	0.34	214
Ages 55-64	0.41	255
Ages 65-74	0.23	145
Ages 75+	0.21	128

**Q13. Approximately how many years have you lived in the City of Upper Arlington?**

Q13. How many years have you lived in City of Upper Arlington	Number	Percent
0-5	113	17.9 %
6-10	84	13.3 %
11-15	43	6.8 %
16-20	64	10.1 %
21-30	101	16.0 %
31+	218	34.5 %
Not provided	9	1.4 %
Total	632	100.0 %

**WITHOUT NOT PROVIDED****Q13. Approximately how many years have you lived in the City of Upper Arlington? (without "not provided")**

Q13. How many years have you lived in City of Upper Arlington	Number	Percent
0-5	113	18.1 %
6-10	84	13.5 %
11-15	43	6.9 %
16-20	64	10.3 %
21-30	101	16.2 %
31+	218	35.0 %
Total	623	100.0 %

**Q14. What is your total household income?**

Q14. Your total household income	Number	Percent
Under \$35K	55	8.7 %
\$35K to \$59,999	75	11.9 %
\$60K to \$99,999	97	15.3 %
\$100K to \$149,999	121	19.1 %
\$150K+	207	32.8 %
Not provided	77	12.2 %
Total	632	100.0 %

**WITHOUT NOT PROVIDED**

**Q14. What is your total household income? (without "not provided")**

Q14. Your total household income	Number	Percent
Under \$35K	55	9.9 %
\$35K to \$59,999	75	13.5 %
\$60K to \$99,999	97	17.5 %
\$100K to \$149,999	121	21.8 %
\$150K+	207	37.3 %
Total	555	100.0 %



**Q15. Have you voted in the past two years?**

Q15. Have you voted in past two years	Number	Percent
Yes	607	96.0 %
No	25	4.0 %
Total	632	100.0 %

**Q16. What is your gender?**

Q16. Your gender	Number	Percent
Male	308	48.7 %
Female	310	49.1 %
Other	1	0.2 %
Not provided	13	2.1 %
Total	632	100.0 %

**WITHOUT NOT PROVIDED**

**Q16. What is your gender? (without "not provided")**

Q16. Your gender	Number	Percent
Male	308	49.8 %
Female	310	50.1 %
Other	1	0.2 %
Total	619	100.0 %

**Q17. Which of the following best describes your race/ethnicity?**

Q17. Your race/ethnicity	Number	Percent
White/Caucasian	567	89.7 %
Asian	31	4.9 %
Hispanic/Latino	18	2.8 %
African American/Black	2	0.3 %
Native American	3	0.5 %
Other	1	0.2 %
Prefer not to answer	31	4.9 %
Total	653	

**WITHOUT NOT PROVIDED**

**Q17. Which of the following best describes your race/ethnicity? (without "prefer not to answer")**

Q17. Your race/ethnicity	Number	Percent
White/Caucasian	567	94.3 %
Asian	31	5.2 %
Hispanic/Latino	15	2.5 %
African American/Black	2	0.3 %
Native American	3	0.5 %
Other	1	0.2 %
Total	619	

**Q17-7. Other**

Q17-7. Other	Number	Percent
MIDDLE EASTERN	1	100.0 %
Total	1	100.0 %

## **Section 3**

# **Survey Instrument**

---



COMMUNITY CENTER FEASIBILITY TASK FORCE

3600 Tremont Road | Upper Arlington, OH 43221  
614-583-5030 | upperarlingtonoh.gov

Dear City of Upper Arlington Resident:

**We need your help with the Community Center Feasibility Task Force Survey!**

In July of 2019, City Council established the Community Center Feasibility Task Force (CCFTF)—comprised of 16 resident volunteers—to explore the feasibility of developing a multi-generational community center. The Task Force is currently seeking input from residents regarding their level of support for development of such a facility. This includes conducting a statistically valid survey.

**Only a select number of households have been randomly chosen to participate in this statistically valid survey. This means your participation is very important.**

Sharing your opinions in this survey is easy and should only take about 10 minutes to complete in one of the following ways:

- Fill out the enclosed survey by hand and return it in the enclosed, postage-paid envelope to ETC Institute, 725 W. Frontier Circle, Olathe, KS 66061; **OR**
- Complete the survey online, at [www.uacommunitycentersurvey.org](http://www.uacommunitycentersurvey.org).

The ETC Institute is an independent consulting company, selected to administer this survey on behalf of the CCFTF. They will compile the data received and present the results to the Task Force. **Your responses will remain confidential.**

If you have questions or want more information, contact Jeff Anderson, Parks Planning & Development Manager, at [janderson@uaoh.net](mailto:janderson@uaoh.net). For additional details about the CCFTF and the study process, visit [www.uacommunitycenter.com](http://www.uacommunitycenter.com).

We thank you in advance for completing this important survey, and taking this opportunity to let your voice be heard!

Sincerely,

Margie Pizzuti  
Task Force Co-Chair

Nick Lashutka  
Task Force Co-Chair

**About the Community Center Feasibility Task Force Study Process**

This process is a direct result of feedback obtained during the 2018 Parks & Recreation Department’s Comprehensive Plan that showed strong support for fully investigating the potential for a community center in Upper Arlington. Additionally, as the existing Senior Center nears the end of its useful life, residents indicated strong support for evaluating the need for a multi-generational community center. The feasibility study is being conducted in two phases. In Phase 1, the CCFTF is seeking answers to three core questions: Do we need a community center? Do we want a community center? What kind of community center makes sense? If there is continued support for pursuing a community center, the study will transition to Phase 2, addressing details such as what key features should be included in a facility, where it might be located, and costs for construction, operations and ongoing maintenance.

Upper Arlington Community Center Feasibility Task Force would like your input to help determine the need for a multigenerational community center for our community. This survey will take 10-15 minutes to complete. When you are finished, please return your survey in the enclosed postage-paid, return-reply envelope. If you prefer, you can complete the survey online at [www.uacommunitycentersurvey.org](http://www.uacommunitycentersurvey.org). We greatly appreciate your time.

### What is a community center?

Community centers are public locations where members of a community tend to gather for group activities, social activities, public information, and other purposes. Community centers are a great place to meet, enjoy social, cultural, health, wellness and educational activities for all ages, and serve as a place for people to get involved in community life. A community center that fulfills these purposes may act as the “heart” of a community and be an identifying center.

Modern community centers are often based on the needs and interests of the local community. It can be a space that not only provides for recreational opportunities and event space, but also be a place for lifelong learning, multigenerational support, and access to arts and cultural opportunities. What is important is that when planning for a community center it is designed for each unique community.

- Are you or other members of your household currently using any INDOOR recreation, sports, fitness, meeting space or aquatic facilities?  
 \_\_\_\_ (1) Yes                      \_\_\_\_ (2) No
- The City is considering developing a new multigenerational community center. Listed below are potential features that could be incorporated into the design of a multigenerational community center. For each one, please indicate approximately how often you and members of your household would use each of these features.

How often would your household use these features:		Several times per week	A few times per month	At least once a month	Less than once a month	Seldom/ Never
01.	Multipurpose courts for basketball, volleyball, etc.	5	4	3	2	1
02.	Weight room/cardiovascular equipment area	5	4	3	2	1
03.	Multipurpose space for classes/meetings/parties	5	4	3	2	1
04.	Aerobics/fitness/martial arts/dance space	5	4	3	2	1
05.	Arts and crafts rooms	5	4	3	2	1
06.	Meeting and event space	5	4	3	2	1
07.	Lap lanes for exercise swimming	5	4	3	2	1
08.	Warm water areas for therapeutic purposes	5	4	3	2	1
09.	Leisure pool zero depth entry	5	4	3	2	1
10.	Indoor stage/performing arts	5	4	3	2	1
11.	Rock climbing wall	5	4	3	2	1
12.	Childcare (while using facility)	5	4	3	2	1
13.	Unstructured indoor play space	5	4	3	2	1
14.	Unstructured indoor gathering space	5	4	3	2	1
15.	Preschool programming space	5	4	3	2	1
16.	Senior programming space	5	4	3	2	1
17.	Indoor running/walking track	5	4	3	2	1
18.	Indoor turf field	5	4	3	2	1
19.	Blackbox performance theater	5	4	3	2	1
20.	Gymnastics programming space	5	4	3	2	1
21.	Culinary arts demonstration kitchen	5	4	3	2	1
22.	Teen gathering space	5	4	3	2	1
23.	Training space for outdoor sports	5	4	3	2	1
24.	Other: _____	5	4	3	2	1

- Which FOUR of the features listed in Question 2 would ADULTS in your household age 19 or older use MOST OFTEN if they were included in a new multigenerational community center? *[Write in your answers below using the numbers from the list in Question 2, or circle "NONE".]*  
 1st: \_\_\_\_                      2nd: \_\_\_\_                      3rd: \_\_\_\_                      4th: \_\_\_\_                      NONE

4. Which FOUR of the features listed in Question 2 would YOUTH in your household age 18 or younger use MOST OFTEN if they were included in a new multigenerational community center? [Write in your answers below using the numbers from the list in Question 2, or circle "NONE".]

1st: \_\_\_\_ 2nd: \_\_\_\_ 3rd: \_\_\_\_ 4th: \_\_\_\_ NONE

5. Please check ALL of the activities listed below that your household would use at a community center.

- |   |  |
|---|--|
| <input type="checkbox"/> (01) Exercise and fitness    | <input type="checkbox"/> (07) Childcare (while using the facility) |
| <input type="checkbox"/> (02) Team sports             | <input type="checkbox"/> (08) Senior activities                    |
| <input type="checkbox"/> (03) Drop-in activities      | <input type="checkbox"/> (09) Aquatics                             |
| <input type="checkbox"/> (04) Classes                 | <input type="checkbox"/> (10) Lifelong learning classes            |
| <input type="checkbox"/> (05) Meeting and event space | <input type="checkbox"/> (11) Other: _____                         |
| <input type="checkbox"/> (06) Art and theater         | <input type="checkbox"/> (12) Wouldn't use a community center      |

Membership costs are provided below for context to the questions following the table.

Direct Similar Providers - Fitness Membership Pricing			
Agency	Monthly Rate- Single Adult Membership	Monthly Rate- Couple Membership	Monthly Rate- Family (4) Membership
Dublin Community Recreation Center	\$21.00	\$35.58	\$53.08
LA Fitness	\$34.99	\$69.98	\$139.96
Life Time Fitness	\$49.00	\$89.00	\$109.00
McConnell Heart Health Center	\$88.15	\$146.20	n/a
Ohio State Health & Fitness Center	\$89.00	\$129.00	\$159.00
Prairie Township Community Center	\$18.92	\$32.42	\$41.50
Prairie Township with Group Fitness	\$38.92	\$52.42	\$61.50
Premier at Sawmill Athletic Club	\$89.00	\$114.00	\$144.00
Westerville Community Center	\$26.00	\$52.00	\$70.00
Worthington Community Center*	\$21.67	\$35.00	\$47.50
YMCA - Hilltop, North, Ward	\$36.99	\$52.99	\$57.99
YMCA - Gahanna, Grove City, Hairston, Liberty	\$49.99	\$76.99	\$86.99
YMCA - Hilliard	\$43.99	\$71.99	\$76.99
YMCA - Garver, Reynoldsburg	\$39.99	\$62.99	\$68.99
<b>Average:**</b>	<b>\$46.00</b>	<b>\$73.00</b>	<b>\$86.00</b>

\* Annual Membership divided by 12

\*\* Rounded to Nearest Dollar

6. Much of the cost of operating a new multigenerational community center would need to be covered by user fees. Knowing this, which ONE of the following would be your preferred way of paying to use a multigenerational community center if it had the features you most prefer?

- (1) Monthly family pass [Answer Question 6a]
- (2) Monthly adult pass [Go to Question 6b and 6c]
- (3) Monthly senior center access only [Go to Question 6d]
- (4) Pay per visit [Go to Questions 6e and 6f]
- (5) Don't know [Answer Questions 6a – 6f]
- (6) I'm not willing to pay to use the center [Go to Question 7.]

- 6a. What is the MAXIMUM amount you would be willing to pay for a MONTHLY FAMILY pass (4 or more people) to use a new multigenerational community center if it had the features most important to your household?  
 \_\_\_\_ (1) \$125 or more per month  
 \_\_\_\_ (2) \$100 - \$124 per month  
 \_\_\_\_ (3) \$75 - \$99 per month  
 \_\_\_\_ (4) Less than \$75 per month
- 6b. What is the MAXIMUM amount you would be willing to pay for a MONTHLY COUPLES pass to use a new multigenerational community center if it had the features most important to your household?  
 \_\_\_\_ (1) \$100 or more per month  
 \_\_\_\_ (2) \$75 - \$99 per month  
 \_\_\_\_ (3) \$50 - \$74 per month  
 \_\_\_\_ (4) Less than \$50 per month
- 6c. What is the MAXIMUM amount you would be willing to pay for a MONTHLY INDIVIDUAL pass to use a new multigenerational community center if it had the features most important to your household?  
 \_\_\_\_ (1) \$50 or more per month  
 \_\_\_\_ (2) \$40 - \$49 per month  
 \_\_\_\_ (3) \$30 - \$39 per month  
 \_\_\_\_ (4) Less than \$30 per month
- 6d. What is the MAXIMUM amount you would be willing to pay for a MONTHLY SENIOR INDIVIDUAL pass to use a new multigenerational community center if it had the features most important to your household?  
 \_\_\_\_ (1) \$50 or more per month  
 \_\_\_\_ (2) \$40 - \$49 per month  
 \_\_\_\_ (3) \$30 - \$39 per month  
 \_\_\_\_ (4) Less than \$30 per month
- 6e. What is the MAXIMUM amount you would be willing to pay for a DAILY ADULT fee to use a new multigenerational community center if it had the features most important to your household?  
 \_\_\_\_ (1) \$10 or more per visit  
 \_\_\_\_ (2) \$8-9 per visit  
 \_\_\_\_ (3) \$6-7 per visit  
 \_\_\_\_ (4) \$5 or less per visit
- 6f. What is the MAXIMUM amount you would be willing to pay for a DAILY CHILD fee to use a new multigenerational community center if it had the features most important to your household?  
 \_\_\_\_ (1) \$8 or more per visit  
 \_\_\_\_ (2) \$7 per visit  
 \_\_\_\_ (3) \$6 per visit  
 \_\_\_\_ (4) \$5 per visit  
 \_\_\_\_ (5) \$4 or less per visit

With the understanding that the City Council has pledged that no public funds would be spent on the construction of a community center without a vote of the people, please help us understand your level of support.

7. How strongly would you support the construction of a community center that included the features most important to your household, if it could be accomplished without increasing taxes on residents?  
 \_\_\_\_ (1) Very Supportive [skip to Q8]  
 \_\_\_\_ (2) Somewhat Supportive [skip to Q8]  
 \_\_\_\_ (3) Neutral [skip to Q8]  
 \_\_\_\_ (4) Somewhat Unsupportive [answer Q7a]  
 \_\_\_\_ (5) Not Supportive at All [answer Q7a]
- 7a. If you answered "Somewhat Unsupportive" or "Not Supportive at All" to Q7, please indicate why you answered this way. *[Check all that apply]*  
 \_\_\_\_ (1) I need more information before I can answer  
 \_\_\_\_ (2) Our household wouldn't use it  
 \_\_\_\_ (3) I think that user fees will be too expensive  
 \_\_\_\_ (4) There isn't a need for a community center in Upper Arlington  
 \_\_\_\_ (5) I believe it will compete too much with private providers  
 \_\_\_\_ (6) I don't believe that a community center is an appropriate role for a government/don't support using tax dollars  
 \_\_\_\_ (7) Other: \_\_\_\_\_
8. How strongly would you support the construction of a community center that included the features most important to your household, if it required increasing taxes?  
 \_\_\_\_ (1) Very Supportive [skip to Q9]  
 \_\_\_\_ (2) Somewhat Supportive [skip to Q9]  
 \_\_\_\_ (3) Neutral [skip to Q9]  
 \_\_\_\_ (4) Somewhat Unsupportive [answer Q8a]  
 \_\_\_\_ (5) Not Supportive at All [answer Q8a]

8a. If you answered "Somewhat Unsupportive" or "Not Supportive at All" to Q8, please indicate why you answered this way. [Check all that apply]

- \_\_\_ (1) I need more information before I can answer
- \_\_\_ (2) Our household wouldn't use it
- \_\_\_ (3) I am not willing to pay more taxes to support a community center
- \_\_\_ (4) There isn't a need for a community center in Upper Arlington
- \_\_\_ (5) I believe it will compete too much with private providers
- \_\_\_ (6) I don't believe that a community center is an appropriate role for a government/don't support using tax dollars
- \_\_\_ (7) I'm okay with the idea of a new community center, but I do not want to pay higher taxes
- \_\_\_ (8) Other: \_\_\_\_\_

9. Using a scale of 1 to 5, where 5 means "Strongly Agree" and 1 means "Strongly Disagree," please rate your level of agreement with the following statements. A rating of 3 indicates that you understand the issue but are neutral. Circle "9" if you don't have enough information to have an opinion.

Statements	Strongly Agree	Agree	Neutral	Disagree	Strongly Disagree	Don't Know
1. It is valuable to me to have a community center	5	4	3	2	1	9
2. I believe a community center would boost property values in our community	5	4	3	2	1	9
3. The City of Upper Arlington needs a community center	5	4	3	2	1	9
4. A community center should be geographically located as close to the middle of our community as possible	5	4	3	2	1	9
5. Our community needs more fitness, recreation and social opportunities for youth and teens	5	4	3	2	1	9
6. Our community needs more fitness, recreation and social opportunities for seniors	5	4	3	2	1	9
7. A community center should generate revenue from user fees (e.g., memberships, daily fees, rentals) to help cover the cost of operations	5	4	3	2	1	9
8. A community center should include social gathering spaces	5	4	3	2	1	9

10. Please share any additional comments that could assist the Task Force in determining the feasibility of an indoor multigenerational community center for the City of Upper Arlington.

---



---



---

**DEMOGRAPHICS**

11. What is your age? \_\_\_\_\_ years

12. Counting yourself, how many people in your household are:

- Under age 5: \_\_\_      Ages 15-19: \_\_\_      Ages 35-44: \_\_\_      Ages 65-74: \_\_\_
- Ages 5-9: \_\_\_      Ages 20-24: \_\_\_      Ages 45-54: \_\_\_      Ages 75+: \_\_\_
- Ages 10-14: \_\_\_      Ages 25-34: \_\_\_      Ages 55-64: \_\_\_

13. Approximately how many years have you lived in the City of Upper Arlington? \_\_\_\_\_ years



14. What is your total household income?  
\_\_\_\_(1) Under \$35,000                      \_\_\_\_ (3) \$60,000 to \$99,999                      \_\_\_\_ (5) \$150,000 or more  
\_\_\_\_ (2) \$35,000 to \$59,999                      \_\_\_\_ (4) \$100,000 to \$149,999
15. Have you voted in the past two years? \_\_\_\_ (1) Yes                      \_\_\_\_ (2) No
16. What is your gender?    \_\_\_\_ (1) Male                      \_\_\_\_ (2) Female                      \_\_\_\_ (3) Other                      \_\_\_\_ (4) Prefer not to disclose
17. Which of the following best describes your race/ethnicity? *[Check all that apply]*  
\_\_\_\_ (1) White/Caucasian                      \_\_\_\_ (5) African American/Black  
\_\_\_\_ (2) Asian                      \_\_\_\_ (6) Native American  
\_\_\_\_ (3) Pacific Islander                      \_\_\_\_ (7) Other: \_\_\_\_\_  
\_\_\_\_ (4) Hispanic/Latino                      \_\_\_\_ (8) Prefer not to answer

**This concludes the survey. Thank you for your time.**

Please return your completed survey in the enclosed return-reply envelope addressed to:

ETC Institute, 725 W. Frontier Circle, Olathe, KS 66061

Your responses will remain completely confidential. The address information printed to the right will ONLY be used to ensure that responses are geographically spread across the community. Thank you.

# Upper Arlington Community Center Feasibility Survey

## Crosstabulations

*...helping organizations make better decisions since 1982*

# 2020

**Submitted to the Upper Arlington Community Center  
Feasibility Task Force (Ohio)**

ETC Institute  
725 W. Frontier Lane,  
Olathe, Kansas  
66061

**April 2020**





# Contents

Crosstabulations by Household Type .....	1
Crosstabulations by Question 7 .....	59
Crosstabulations by Question 8.....	112

# Section 1

## Household Type

---

**Q1. Are you or other members of your household currently using any INDOOR recreation, sports, fitness, meeting space or aquatic facilities?**

N=632

Household Type				Total
Households with Children Under 10 years	Households with Children 10-19 years	Households with No Children (20-54 years)	Households with No Children (55+ years)	

**Q1. Are you currently using any indoor recreation, sports, fitness, meeting space or aquatic facilities**

Yes	74.2%	69.0%	67.1%	59.6%	66.1%
No	25.8%	31.0%	32.9%	40.4%	33.9%

**WITHOUT "NOT PROVIDED"**

**Q2. The City is considering developing a new multigenerational community center. Listed below are potential features that could be incorporated into the design of a multigenerational community center. For each one, please indicate approximately how often you and members of your household would use each of these features. (without "not provided")**

N=632

	Household Type				Total
	Households with Children Under 10 years	Households with Children 10-19 years	Households with No Children (20-54 years)	Households with No Children (55+ years)	

Q2-1. Multipurpose courts for basketball, volleyball, etc.

Several times per week	18.8%	24.7%	7.5%	1.3%	10.3%
A few times per month	27.3%	22.2%	10.4%	2.2%	13.1%
At least once a month	17.5%	14.8%	8.2%	2.2%	9.2%
Less than once a month	15.6%	4.9%	18.7%	8.0%	12.0%
Seldom/never	20.8%	33.3%	55.2%	86.2%	55.4%

Q2-2. Weight room/cardiovascular equipment area

Several times per week	59.9%	51.2%	49.6%	29.7%	44.3%
A few times per month	12.5%	25.6%	16.8%	21.8%	18.8%
At least once a month	12.5%	3.7%	7.3%	6.6%	7.7%
Less than once a month	5.3%	6.1%	5.1%	7.4%	6.1%
Seldom/never	9.9%	13.4%	21.2%	34.5%	23.1%

**WITHOUT "NOT PROVIDED"**

**Q2. The City is considering developing a new multigenerational community center. Listed below are potential features that could be incorporated into the design of a multigenerational community center. For each one, please indicate approximately how often you and members of your household would use each of these features. (without "not provided")**

N=632

	Household Type				Total
	Households with Children Under 10 years	Households with Children 10-19 years	Households with No Children (20-54 years)	Households with No Children (55+ years)	

Q2-3. Multipurpose space for classes/meetings/parties

Several times per week	4.7%	3.8%	3.0%	7.0%	5.0%
A few times per month	7.3%	8.9%	6.0%	13.2%	9.4%
At least once a month	17.3%	19.0%	14.2%	14.0%	15.6%
Less than once a month	49.3%	35.4%	33.6%	24.6%	34.3%
Seldom/never	21.3%	32.9%	43.3%	41.2%	35.8%

Q2-4. Aerobics/fitness/martial arts/dance space

Several times per week	32.0%	33.3%	23.5%	24.9%	27.2%
A few times per month	29.3%	23.5%	25.0%	15.7%	22.1%
At least once a month	12.0%	14.8%	12.5%	9.6%	11.4%
Less than once a month	14.0%	7.4%	11.8%	9.2%	10.8%
Seldom/never	12.7%	21.0%	27.2%	40.6%	28.5%

**WITHOUT "NOT PROVIDED"**

**Q2. The City is considering developing a new multigenerational community center. Listed below are potential features that could be incorporated into the design of a multigenerational community center. For each one, please indicate approximately how often you and members of your household would use each of these features. (without "not provided")**

N=632

	Household Type				Total
	Households with Children Under 10 years	Households with Children 10-19 years	Households with No Children (20-54 years)	Households with No Children (55+ years)	

Q2-5. Arts & crafts rooms

Several times per week	9.2%	3.8%	0.8%	3.5%	4.3%
A few times per month	15.8%	10.0%	6.1%	9.2%	10.2%
At least once a month	26.3%	8.8%	9.2%	12.7%	14.7%
Less than once a month	22.4%	32.5%	25.2%	23.2%	24.7%
Seldom/never	26.3%	45.0%	58.8%	51.3%	46.0%

Q2-6. Meeting & event space

Several times per week	2.0%	3.7%	1.5%	2.7%	2.4%
A few times per month	3.3%	7.4%	0.8%	4.9%	3.9%
At least once a month	13.2%	16.0%	13.0%	15.2%	14.3%
Less than once a month	47.7%	40.7%	32.1%	32.7%	37.4%
Seldom/never	33.8%	32.1%	52.7%	44.4%	42.0%



**WITHOUT "NOT PROVIDED"**

**Q2. The City is considering developing a new multigenerational community center. Listed below are potential features that could be incorporated into the design of a multigenerational community center. For each one, please indicate approximately how often you and members of your household would use each of these features. (without "not provided")**

N=632

	Household Type				Total
	Households with Children Under 10 years	Households with Children 10-19 years	Households with No Children (20-54 years)	Households with No Children (55+ years)	

Q2-7. Lap lanes for exercise swimming

Several times per week	24.2%	22.2%	25.9%	21.9%	23.2%
A few times per month	24.2%	21.0%	24.4%	16.2%	20.5%
At least once a month	13.1%	16.0%	10.4%	6.6%	10.3%
Less than once a month	19.0%	17.3%	11.9%	5.7%	11.9%
Seldom/never	19.6%	23.5%	27.4%	49.6%	34.1%

Q2-8. Warm water areas for therapeutic purposes

Several times per week	15.1%	13.6%	19.3%	22.1%	18.3%
A few times per month	15.8%	24.7%	17.8%	16.9%	17.7%
At least once a month	14.5%	16.0%	14.8%	13.0%	14.0%
Less than once a month	17.1%	14.8%	14.8%	10.0%	13.4%
Seldom/never	37.5%	30.9%	33.3%	38.1%	36.6%

**WITHOUT "NOT PROVIDED"**

**Q2. The City is considering developing a new multigenerational community center. Listed below are potential features that could be incorporated into the design of a multigenerational community center. For each one, please indicate approximately how often you and members of your household would use each of these features. (without "not provided")**

N=632

	Household Type				Total
	Households with Children Under 10 years	Households with Children 10-19 years	Households with No Children (20-54 years)	Households with No Children (55+ years)	

Q2-9. Leisure pool zero depth entry

Several times per week	30.1%	15.0%	12.5%	10.6%	16.4%
A few times per month	33.3%	21.3%	14.0%	14.2%	19.8%
At least once a month	15.0%	13.8%	18.4%	12.8%	14.6%
Less than once a month	11.1%	15.0%	17.6%	10.6%	12.8%
Seldom/never	10.5%	35.0%	37.5%	51.8%	36.4%

Q2-10. Indoor stage/performing arts

Several times per week	2.0%	3.8%	0.0%	0.9%	1.4%
A few times per month	8.0%	3.8%	2.3%	2.7%	4.1%
At least once a month	18.0%	12.7%	8.4%	13.2%	13.1%
Less than once a month	24.0%	26.6%	19.1%	18.3%	20.8%
Seldom/never	48.0%	53.2%	70.2%	64.8%	60.6%

**WITHOUT "NOT PROVIDED"**

**Q2. The City is considering developing a new multigenerational community center. Listed below are potential features that could be incorporated into the design of a multigenerational community center. For each one, please indicate approximately how often you and members of your household would use each of these features. (without "not provided")**

N=632

	Household Type				Total
	Households with Children Under 10 years	Households with Children 10-19 years	Households with No Children (20-54 years)	Households with No Children (55+ years)	

Q2-11. Rock climbing wall

Several times per week	9.8%	13.6%	5.2%	0.0%	5.5%
A few times per month	26.8%	12.3%	11.2%	1.3%	11.5%
At least once a month	25.5%	23.5%	11.2%	4.5%	13.9%
Less than once a month	25.5%	18.5%	20.1%	6.7%	16.2%
Seldom/never	12.4%	32.1%	52.2%	87.5%	52.9%

Q2-12. Childcare (while using facility)

Several times per week	36.4%	2.5%	3.9%	1.4%	11.1%
A few times per month	19.2%	2.5%	5.4%	0.0%	6.5%
At least once a month	15.9%	5.0%	3.1%	1.8%	6.1%
Less than once a month	7.3%	7.5%	5.4%	3.2%	5.3%
Seldom/never	21.2%	82.5%	82.2%	93.6%	71.0%

**WITHOUT "NOT PROVIDED"**

**Q2. The City is considering developing a new multigenerational community center. Listed below are potential features that could be incorporated into the design of a multigenerational community center. For each one, please indicate approximately how often you and members of your household would use each of these features. (without "not provided")**

N=632

	Household Type				Total
	Households with Children Under 10 years	Households with Children 10-19 years	Households with No Children (20-54 years)	Households with No Children (55+ years)	

Q2-13. Unstructured indoor play space

Several times per week	30.3%	3.8%	3.1%	0.5%	9.2%
A few times per month	29.6%	5.0%	4.6%	0.9%	9.7%
At least once a month	21.1%	10.0%	7.6%	3.2%	9.7%
Less than once a month	6.6%	20.0%	9.2%	9.1%	10.0%
Seldom/never	12.5%	61.3%	75.6%	86.4%	61.5%

Q2-14. Unstructured indoor gathering space

Several times per week	7.8%	5.0%	2.3%	0.5%	3.4%
A few times per month	14.4%	7.5%	3.8%	4.6%	7.3%
At least once a month	18.3%	18.8%	7.6%	8.2%	12.0%
Less than once a month	27.5%	33.8%	26.0%	18.3%	24.4%
Seldom/never	32.0%	35.0%	60.3%	68.5%	52.9%

**WITHOUT "NOT PROVIDED"**

**Q2. The City is considering developing a new multigenerational community center. Listed below are potential features that could be incorporated into the design of a multigenerational community center. For each one, please indicate approximately how often you and members of your household would use each of these features. (without "not provided")**

N=632

	Household Type				Total
	Households with Children Under 10 years	Households with Children 10-19 years	Households with No Children (20-54 years)	Households with No Children (55+ years)	

Q2-15. Preschool programming space

Several times per week	17.3%	1.3%	1.6%	0.5%	5.2%
A few times per month	10.7%	1.3%	3.9%	1.4%	4.4%
At least once a month	12.0%	1.3%	3.9%	3.3%	5.4%
Less than once a month	10.0%	6.6%	5.5%	5.1%	6.8%
Seldom/never	50.0%	89.5%	85.0%	89.7%	78.2%

Q2-16. Senior programming space

Several times per week	4.8%	9.1%	6.3%	19.7%	11.4%
A few times per month	2.8%	7.8%	7.0%	23.6%	12.6%
At least once a month	0.7%	11.7%	14.8%	16.6%	11.4%
Less than once a month	4.1%	5.2%	13.3%	14.4%	10.4%
Seldom/never	87.6%	66.2%	58.6%	25.8%	54.1%

**WITHOUT "NOT PROVIDED"**

**Q2. The City is considering developing a new multigenerational community center. Listed below are potential features that could be incorporated into the design of a multigenerational community center. For each one, please indicate approximately how often you and members of your household would use each of these features. (without "not provided")**

N=632

	Household Type				Total
	Households with Children Under 10 years	Households with Children 10-19 years	Households with No Children (20-54 years)	Households with No Children (55+ years)	

Q2-17. Indoor running/walking track

Several times per week	39.2%	43.9%	36.5%	23.9%	33.0%
A few times per month	30.7%	19.5%	22.6%	26.1%	25.5%
At least once a month	14.4%	17.1%	13.9%	10.0%	12.8%
Less than once a month	6.5%	7.3%	8.0%	10.0%	8.2%
Seldom/never	9.2%	12.2%	19.0%	30.0%	20.5%

Q2-18. Indoor turf field

Several times per week	18.5%	16.3%	6.1%	0.0%	8.3%
A few times per month	23.2%	23.8%	6.8%	2.3%	11.5%
At least once a month	17.2%	17.5%	12.9%	5.0%	11.5%
Less than once a month	17.2%	12.5%	16.7%	6.8%	12.6%
Seldom/never	23.8%	30.0%	57.6%	85.8%	56.0%

**WITHOUT "NOT PROVIDED"**

**Q2. The City is considering developing a new multigenerational community center. Listed below are potential features that could be incorporated into the design of a multigenerational community center. For each one, please indicate approximately how often you and members of your household would use each of these features. (without "not provided")**

N=632

	Household Type				Total
	Households with Children Under 10 years	Households with Children 10-19 years	Households with No Children (20-54 years)	Households with No Children (55+ years)	

Q2-19. Blackbox performance theater

Several times per week	1.4%	1.3%	0.8%	0.5%	0.9%
A few times per month	4.1%	6.3%	0.0%	1.4%	2.4%
At least once a month	10.2%	12.7%	9.6%	5.9%	8.7%
Less than once a month	16.3%	15.2%	17.6%	15.5%	16.1%
Seldom/never	68.0%	64.6%	72.0%	76.7%	71.9%

Q2-20. Gymnastics programming space

Several times per week	6.0%	1.3%	0.0%	0.0%	1.7%
A few times per month	20.1%	2.5%	1.5%	2.3%	6.7%
At least once a month	19.5%	8.9%	3.8%	2.7%	8.0%
Less than once a month	14.8%	11.4%	7.6%	5.9%	9.4%
Seldom/never	39.6%	75.9%	87.0%	89.0%	74.2%

**WITHOUT "NOT PROVIDED"**

**Q2. The City is considering developing a new multigenerational community center. Listed below are potential features that could be incorporated into the design of a multigenerational community center. For each one, please indicate approximately how often you and members of your household would use each of these features. (without "not provided")**

N=632

	Household Type				Total
	Households with Children Under 10 years	Households with Children 10-19 years	Households with No Children (20-54 years)	Households with No Children (55+ years)	

Q2-21. Culinary arts demonstration kitchen

Several times per week	4.1%	6.3%	1.5%	3.5%	3.5%
A few times per month	13.6%	7.6%	9.8%	9.3%	10.1%
At least once a month	12.2%	27.8%	18.2%	15.4%	16.7%
Less than once a month	36.7%	29.1%	31.8%	22.0%	28.5%
Seldom/never	33.3%	29.1%	38.6%	49.8%	41.0%

Q2-22. Teen gathering space

Several times per week	7.4%	17.5%	0.0%	0.5%	4.5%
A few times per month	11.5%	23.8%	0.8%	0.5%	6.5%
At least once a month	17.6%	22.5%	4.7%	1.8%	9.3%
Less than once a month	6.1%	11.3%	3.9%	2.7%	5.0%
Seldom/never	57.4%	25.0%	90.6%	94.5%	74.7%



**WITHOUT "NOT PROVIDED"**

**Q2. The City is considering developing a new multigenerational community center. Listed below are potential features that could be incorporated into the design of a multigenerational community center. For each one, please indicate approximately how often you and members of your household would use each of these features. (without "not provided")**

N=632

	Household Type				Total
	Households with Children Under 10 years	Households with Children 10-19 years	Households with No Children (20-54 years)	Households with No Children (55+ years)	

Q2-23. Training space for outdoor sports

Several times per week	17.3%	23.8%	3.0%	2.3%	9.2%
A few times per month	24.7%	30.0%	7.6%	2.8%	13.1%
At least once a month	18.7%	7.5%	10.6%	2.8%	9.2%
Less than once a month	20.0%	13.8%	15.2%	4.6%	12.1%
Seldom/never	19.3%	25.0%	63.6%	87.6%	56.3%

Q2-24. Other

Several times per week	50.0%	62.5%	72.2%	37.5%	55.6%
A few times per month	33.3%	25.0%	16.7%	37.5%	27.8%
At least once a month	16.7%	12.5%	5.6%	25.0%	14.8%
Less than once a month	0.0%	0.0%	5.6%	0.0%	1.9%

**Q3. Which FOUR of the features listed in Question 2 would ADULTS in your household age 19 or older use MOST OFTEN if they were included in a new multigenerational community center?**

N=632

	Household Type				Total
	Households with Children Under 10 years	Households with Children 10-19 years	Households with No Children (20-54 years)	Households with No Children (55+ years)	

**Q3. Top choice**

Multipurpose courts for basketball, volleyball, etc.	7.1%	6.0%	4.3%	0.4%	3.6%
Weight room/cardiovascular equipment area	45.8%	39.3%	40.7%	15.9%	31.6%
Multipurpose space for classes/meetings/parties	0.6%	0.0%	1.4%	4.1%	2.1%
Aerobics/fitness/martial arts/dance space	7.7%	6.0%	5.7%	13.1%	9.0%
Arts & crafts rooms	2.6%	1.2%	1.4%	1.2%	1.6%
Meeting & event space	0.6%	3.6%	0.7%	0.4%	0.9%
Lap lanes for exercise swimming	12.3%	10.7%	13.6%	11.0%	11.7%
Warm water areas for therapeutic purposes	0.6%	2.4%	1.4%	7.8%	3.8%

**Q3. Which FOUR of the features listed in Question 2 would ADULTS in your household age 19 or older use MOST OFTEN if they were included in a new multigenerational community center?**

N=632

	Household Type				Total
	Households with Children Under 10 years	Households with Children 10-19 years	Households with No Children (20-54 years)	Households with No Children (55+ years)	

Q3. Top choice (Cont.)

Leisure pool zero depth entry	7.7%	2.4%	0.7%	2.0%	3.2%
Indoor stage/performing arts	0.0%	0.0%	0.7%	0.8%	0.5%
Rock climbing wall	1.3%	0.0%	0.7%	0.4%	0.6%
Childcare (while using facility)	2.6%	0.0%	0.7%	0.4%	0.9%
Unstructured indoor play space	1.3%	0.0%	0.0%	0.0%	0.3%
Senior programming space	0.6%	0.0%	0.0%	6.1%	2.5%
Indoor running/walking track	4.5%	10.7%	8.6%	9.4%	8.2%
Indoor turf field	0.6%	1.2%	1.4%	0.0%	0.6%
Blackbox performance theater	0.0%	1.2%	0.0%	0.4%	0.3%
Culinary arts demonstration kitchen	0.6%	1.2%	1.4%	0.4%	0.8%
Training space for outdoor sports	0.0%	2.4%	0.0%	0.0%	0.3%
Other	1.3%	0.0%	5.0%	0.8%	1.7%
None chosen	1.9%	11.9%	11.4%	25.3%	15.5%

**Q3. Which FOUR of the features listed in Question 2 would ADULTS in your household age 19 or older use MOST OFTEN if they were included in a new multigenerational community center?**

N=632

	Household Type				Total
	Households with Children Under 10 years	Households with Children 10-19 years	Households with No Children (20-54 years)	Households with No Children (55+ years)	

**Q3. 2nd choice**

Multipurpose courts for basketball, volleyball, etc.	8.4%	8.3%	4.3%	0.8%	4.4%
Weight room/cardiovascular equipment area	17.4%	7.1%	12.9%	13.5%	13.4%
Multipurpose space for classes/meetings/parties	0.0%	2.4%	2.1%	4.5%	2.5%
Aerobics/fitness/martial arts/dance space	16.1%	16.7%	12.9%	12.7%	13.9%
Arts & crafts rooms	1.3%	1.2%	0.0%	1.6%	1.1%
Meeting & event space	1.3%	2.4%	1.4%	2.0%	1.7%
Lap lanes for exercise swimming	9.0%	10.7%	16.4%	6.9%	10.0%
Warm water areas for therapeutic purposes	5.2%	6.0%	5.7%	8.2%	6.5%

**Q3. Which FOUR of the features listed in Question 2 would ADULTS in your household age 19 or older use MOST OFTEN if they were included in a new multigenerational community center?**

N=632

	Household Type				Total
	Households with Children Under 10 years	Households with Children 10-19 years	Households with No Children (20-54 years)	Households with No Children (55+ years)	
<u>Q3. 2nd choice (Cont.)</u>					
Leisure pool zero depth entry	7.7%	3.6%	2.9%	2.4%	4.0%
Indoor stage/performing arts	0.0%	3.6%	0.7%	0.4%	0.8%
Rock climbing wall	3.2%	2.4%	2.1%	0.0%	1.6%
Childcare (while using facility)	11.6%	0.0%	0.0%	0.0%	2.8%
Unstructured indoor gathering space	0.0%	0.0%	1.4%	0.4%	0.5%
Senior programming space	0.0%	0.0%	3.6%	7.3%	3.6%
Indoor running/walking track	8.4%	14.3%	15.7%	9.0%	10.9%
Indoor turf field	1.9%	4.8%	1.4%	0.0%	1.4%
Blackbox performance theater	0.6%	0.0%	0.0%	0.0%	0.2%
Gymnastics programming space	0.6%	0.0%	0.0%	0.4%	0.3%
Culinary arts demonstration kitchen	0.6%	1.2%	2.1%	0.8%	1.1%
Teen gathering space	0.6%	2.4%	0.0%	0.4%	0.6%
Training space for outdoor sports	2.6%	0.0%	0.0%	0.0%	0.6%
Other	0.0%	0.0%	0.7%	0.8%	0.5%
None chosen	3.2%	13.1%	13.6%	27.8%	17.4%

**Q3. Which FOUR of the features listed in Question 2 would ADULTS in your household age 19 or older use MOST OFTEN if they were included in a new multigenerational community center?**

N=632

	Household Type				Total
	Households with Children Under 10 years	Households with Children 10-19 years	Households with No Children (20-54 years)	Households with No Children (55+ years)	

Q3. 3rd choice

Multipurpose courts for basketball, volleyball, etc.	9.7%	8.3%	4.3%	0.0%	4.4%
Weight room/cardiovascular equipment area	6.5%	11.9%	7.9%	3.7%	6.3%
Multipurpose space for classes/meetings/parties	1.9%	3.6%	2.1%	3.3%	2.8%
Aerobics/fitness/martial arts/dance space	12.9%	7.1%	10.0%	8.2%	9.5%
Arts & crafts rooms	2.6%	1.2%	1.4%	3.3%	2.4%
Meeting & event space	0.6%	1.2%	2.9%	2.9%	2.1%
Lap lanes for exercise swimming	13.5%	6.0%	13.6%	6.5%	9.7%
Warm water areas for therapeutic purposes	2.6%	3.6%	5.7%	9.8%	6.2%

**Q3. Which FOUR of the features listed in Question 2 would ADULTS in your household age 19 or older use MOST OFTEN if they were included in a new multigenerational community center?**

N=632

	Household Type				Total
	Households with Children Under 10 years	Households with Children 10-19 years	Households with No Children (20-54 years)	Households with No Children (55+ years)	

**Q3. 3rd choice (Cont.)**

Leisure pool zero depth entry	9.7%	7.1%	3.6%	3.7%	5.5%
Indoor stage/performing arts	0.0%	0.0%	0.0%	0.8%	0.3%
Rock climbing wall	1.9%	0.0%	6.4%	0.0%	1.9%
Childcare (while using facility)	7.1%	0.0%	1.4%	0.0%	2.1%
Unstructured indoor play space	3.9%	0.0%	0.0%	0.0%	0.9%
Unstructured indoor gathering space	0.6%	2.4%	0.7%	0.0%	0.6%
Preschool programming space	0.6%	0.0%	0.0%	0.4%	0.3%
Senior programming space	0.6%	0.0%	5.0%	10.6%	5.4%
Indoor running/walking track	14.8%	20.2%	13.6%	11.4%	13.8%

**Q3. Which FOUR of the features listed in Question 2 would ADULTS in your household age 19 or older use MOST OFTEN if they were included in a new multigenerational community center?**

N=632

	Household Type				Total
	Households with Children Under 10 years	Households with Children 10-19 years	Households with No Children (20-54 years)	Households with No Children (55+ years)	

**Q3. 3rd choice (Cont.)**

Indoor turf field	2.6%	2.4%	2.1%	0.0%	1.4%
Blackbox performance theater	0.0%	0.0%	0.0%	0.4%	0.2%
Culinary arts demonstration kitchen	1.3%	4.8%	2.1%	2.4%	2.4%
Teen gathering space	0.0%	2.4%	0.0%	0.0%	0.3%
Training space for outdoor sports	0.6%	1.2%	0.0%	0.8%	0.6%
Other	0.6%	1.2%	0.7%	0.0%	0.5%
None chosen	5.2%	15.5%	16.4%	31.8%	20.4%



**Q3. Which FOUR of the features listed in Question 2 would ADULTS in your household age 19 or older use MOST OFTEN if they were included in a new multigenerational community center?**

N=632

	Household Type				Total
	Households with Children Under 10 years	Households with Children 10-19 years	Households with No Children (20-54 years)	Households with No Children (55+ years)	

Q3. 4th choice

Multipurpose courts for basketball, volleyball, etc.	6.5%	6.0%	4.3%	0.4%	3.5%
Weight room/cardiovascular equipment area	5.2%	2.4%	5.7%	7.3%	5.7%
Multipurpose space for classes/meetings/parties	5.8%	4.8%	2.9%	4.5%	4.4%
Aerobics/fitness/martial arts/dance space	9.0%	7.1%	2.9%	0.8%	4.1%
Arts & crafts rooms	0.6%	6.0%	1.4%	3.7%	2.7%
Meeting & event space	3.2%	3.6%	2.9%	4.1%	3.6%
Lap lanes for exercise swimming	6.5%	8.3%	4.3%	1.6%	4.3%
Warm water areas for therapeutic purposes	3.9%	7.1%	8.6%	7.3%	6.6%

**Q3. Which FOUR of the features listed in Question 2 would ADULTS in your household age 19 or older use MOST OFTEN if they were included in a new multigenerational community center?**

N=632

	Household Type				Total
	Households with Children Under 10 years	Households with Children 10-19 years	Households with No Children (20-54 years)	Households with No Children (55+ years)	

Q3. 4th choice (Cont.)

Leisure pool zero depth entry	7.1%	2.4%	5.7%	5.3%	5.4%
Indoor stage/performing arts	0.0%	0.0%	0.0%	0.4%	0.2%
Rock climbing wall	6.5%	7.1%	5.0%	0.4%	3.8%
Childcare (while using facility)	8.4%	0.0%	0.7%	0.0%	2.2%
Unstructured indoor play space	1.3%	0.0%	0.0%	0.0%	0.3%
Unstructured indoor gathering space	1.9%	1.2%	0.7%	1.6%	1.4%
Senior programming space	0.0%	2.4%	2.1%	8.2%	4.0%
Indoor running/walking track	16.1%	4.8%	14.3%	7.3%	10.6%
Indoor turf field	1.3%	4.8%	3.6%	0.0%	1.7%

**Q3. Which FOUR of the features listed in Question 2 would ADULTS in your household age 19 or older use MOST OFTEN if they were included in a new multigenerational community center?**

N=632

	Household Type				Total
	Households with Children Under 10 years	Households with Children 10-19 years	Households with No Children (20-54 years)	Households with No Children (55+ years)	

**Q3. 4th choice (Cont.)**

Blackbox performance theater	0.6%	0.0%	0.7%	0.4%	0.5%
Gymnastics programming space	0.6%	0.0%	0.0%	0.0%	0.2%
Culinary arts demonstration kitchen	3.2%	2.4%	5.0%	6.9%	4.9%
Teen gathering space	0.0%	2.4%	0.0%	0.0%	0.3%
Training space for outdoor sports	3.9%	6.0%	0.0%	0.8%	2.1%
Other	0.6%	0.0%	2.9%	0.4%	0.9%
None chosen	7.7%	21.4%	26.4%	38.4%	26.6%

**SUM OF THE TOP FOUR CHOICES**

**Q3. Which FOUR of the features listed in Question 2 would ADULTS in your household age 19 or older use MOST OFTEN if they were included in a new multigenerational community center? (top 4)**

N=632

	Household Type				Total
	Households with Children Under 10 years	Households with Children 10-19 years	Households with No Children (20-54 years)	Households with No Children (55+ years)	

Q3. Top choice

Multipurpose courts for basketball, volleyball, etc.	31.6%	28.6%	17.1%	1.6%	16.0%
Weight room/cardiovascular equipment area	74.8%	60.7%	67.1%	40.4%	57.1%
Multipurpose space for classes/meetings/parties	8.4%	10.7%	8.6%	16.3%	11.9%
Aerobics/fitness/martial arts/dance space	45.8%	36.9%	31.4%	34.7%	36.6%
Arts & crafts rooms	7.1%	9.5%	4.3%	9.8%	7.8%
Meeting & event space	5.8%	10.7%	7.9%	9.4%	8.4%
Lap lanes for exercise swimming	41.3%	35.7%	47.9%	26.1%	35.6%
Warm water areas for therapeutic purposes	12.3%	19.0%	21.4%	33.1%	23.1%

**SUM OF THE TOP FOUR CHOICES**

**Q3. Which FOUR of the features listed in Question 2 would ADULTS in your household age 19 or older use MOST OFTEN if they were included in a new multigenerational community center? (top 4)**

N=632

	Household Type				Total
	Households with Children Under 10 years	Households with Children 10-19 years	Households with No Children (20-54 years)	Households with No Children (55+ years)	

Q3. Top choice (Cont.)

Leisure pool zero depth entry	32.3%	15.5%	12.9%	13.5%	18.0%
Indoor stage/performing arts	0.0%	3.6%	1.4%	2.4%	1.7%
Rock climbing wall	12.9%	9.5%	14.3%	0.8%	7.9%
Childcare (while using facility)	29.7%	0.0%	2.9%	0.4%	8.1%
Unstructured indoor play space	6.5%	0.0%	0.0%	0.0%	1.6%
Unstructured indoor gathering space	2.6%	3.6%	2.9%	2.0%	2.5%
Preschool programming space	0.6%	0.0%	0.0%	0.4%	0.3%
Senior programming space	1.3%	2.4%	10.7%	32.2%	15.5%
Indoor running/walking track	43.9%	50.0%	52.1%	37.1%	43.5%

**SUM OF THE TOP FOUR CHOICES**

**Q3. Which FOUR of the features listed in Question 2 would ADULTS in your household age 19 or older use MOST OFTEN if they were included in a new multigenerational community center? (top 4)**

N=632

	Household Type				Total
	Households with Children Under 10 years	Households with Children 10-19 years	Households with No Children (20-54 years)	Households with No Children (55+ years)	

Q3. Top choice (Cont.)

Indoor turf field	6.5%	13.1%	8.6%	0.0%	5.2%
Blackbox performance theater	1.3%	1.2%	0.7%	1.2%	1.1%
Gymnastics programming space	1.3%	0.0%	0.0%	0.4%	0.5%
Culinary arts demonstration kitchen	5.8%	9.5%	10.7%	10.6%	9.2%
Teen gathering space	0.6%	7.1%	0.0%	0.4%	1.3%
Training space for outdoor sports	7.1%	9.5%	0.0%	1.6%	3.6%
Other	2.6%	1.2%	9.3%	2.0%	3.6%
None chosen	1.9%	11.9%	11.4%	25.3%	15.5%

**Q4. Which FOUR of the features listed in Question 2 would YOUTH in your household age 18 or younger use MOST OFTEN if they were included in a new multigenerational community center?**

N=632

	Household Type				Total
	Households with Children Under 10 years	Households with Children 10-19 years	Households with No Children (20-54 years)	Households with No Children (55+ years)	

**Q4. Top choice**

Multipurpose courts for basketball, volleyball, etc.	16.8%	23.8%	5.0%	0.8%	8.7%
Weight room/cardiovascular equipment area	1.9%	13.1%	2.1%	0.4%	2.8%
Multipurpose space for classes/meetings/parties	1.3%	0.0%	0.0%	0.0%	0.3%
Aerobics/fitness/martial arts/dance space	3.2%	2.4%	0.7%	0.8%	1.6%
Arts & crafts rooms	4.5%	3.6%	0.0%	0.0%	1.6%
Lap lanes for exercise swimming	3.2%	4.8%	1.4%	0.0%	1.7%
Leisure pool zero depth entry	32.9%	9.5%	1.4%	0.4%	9.8%
Rock climbing wall	0.6%	2.4%	0.0%	0.0%	0.5%

**Q4. Which FOUR of the features listed in Question 2 would YOUTH in your household age 18 or younger use MOST OFTEN if they were included in a new multigenerational community center?**

N=632

	Household Type				Total
	Households with Children Under 10 years	Households with Children 10-19 years	Households with No Children (20-54 years)	Households with No Children (55+ years)	

**Q4. Top choice (Cont.)**

Childcare (while using facility)	11.0%	0.0%	2.1%	0.0%	3.2%
Unstructured indoor play space	11.0%	0.0%	1.4%	0.8%	3.3%
Unstructured indoor gathering space	0.0%	0.0%	0.7%	0.0%	0.2%
Preschool programming space	0.0%	0.0%	0.0%	0.4%	0.2%
Senior programming space	0.0%	0.0%	0.7%	0.4%	0.3%
Indoor turf field	3.9%	4.8%	0.7%	0.0%	1.7%
Blackbox performance theater	0.0%	0.0%	0.0%	0.4%	0.2%
Gymnastics programming space	3.2%	0.0%	0.0%	0.0%	0.8%
Teen gathering space	1.9%	14.3%	0.7%	0.4%	2.7%
Training space for outdoor sports	1.9%	6.0%	0.0%	0.0%	1.3%
Other	0.6%	0.0%	1.4%	1.2%	0.9%
None chosen	1.9%	15.5%	81.4%	93.9%	58.2%



**Q4. Which FOUR of the features listed in Question 2 would YOUTH in your household age 18 or younger use MOST OFTEN if they were included in a new multigenerational community center?**

N=632

	Household Type				Total
	Households with Children Under 10 years	Households with Children 10-19 years	Households with No Children (20-54 years)	Households with No Children (55+ years)	

**Q4. 2nd choice**

Multipurpose courts for basketball, volleyball, etc.	7.1%	8.3%	2.1%	0.0%	3.3%
Weight room/cardiovascular equipment area	1.3%	16.7%	3.6%	0.0%	3.3%
Multipurpose space for classes/meetings/parties	0.6%	1.2%	0.7%	0.0%	0.5%
Aerobics/fitness/martial arts/dance space	1.3%	3.6%	0.0%	0.0%	0.8%
Arts & crafts rooms	6.5%	4.8%	0.0%	1.2%	2.7%
Lap lanes for exercise swimming	1.9%	6.0%	0.7%	0.4%	1.6%
Warm water areas for therapeutic purposes	0.0%	0.0%	0.0%	0.4%	0.2%
Leisure pool zero depth entry	18.7%	2.4%	2.9%	0.0%	5.5%

**Q4. Which FOUR of the features listed in Question 2 would YOUTH in your household age 18 or younger use MOST OFTEN if they were included in a new multigenerational community center?**

N=632

	Household Type				Total
	Households with Children Under 10 years	Households with Children 10-19 years	Households with No Children (20-54 years)	Households with No Children (55+ years)	

**Q4. 2nd choice (Cont.)**

Indoor stage/performing arts	0.6%	2.4%	0.0%	0.0%	0.5%
Rock climbing wall	5.2%	8.3%	0.7%	1.2%	3.0%
Childcare (while using facility)	8.4%	0.0%	0.7%	0.8%	2.5%
Unstructured indoor play space	17.4%	1.2%	0.7%	0.0%	4.6%
Unstructured indoor gathering space	1.3%	0.0%	0.7%	0.4%	0.6%
Preschool programming space	7.7%	0.0%	1.4%	0.0%	2.2%
Indoor running/walking track	1.3%	1.2%	1.4%	0.4%	0.9%
Indoor turf field	6.5%	6.0%	0.0%	0.0%	2.4%
Gymnastics programming space	1.9%	0.0%	1.4%	0.0%	0.8%

**Q4. Which FOUR of the features listed in Question 2 would YOUTH in your household age 18 or younger use MOST OFTEN if they were included in a new multigenerational community center?**

N=632

	Household Type				Total
	Households with Children Under 10 years	Households with Children 10-19 years	Households with No Children (20-54 years)	Households with No Children (55+ years)	

**Q4. 2nd choice (Cont.)**

Culinary arts demonstration kitchen	0.6%	0.0%	0.0%	0.4%	0.3%
Teen gathering space	3.2%	9.5%	0.7%	0.0%	2.2%
Training space for outdoor sports	4.5%	8.3%	0.0%	0.0%	2.2%
Other	0.0%	1.2%	0.0%	0.0%	0.2%
None chosen	3.9%	19.0%	82.1%	94.7%	59.7%

**Q4. Which FOUR of the features listed in Question 2 would YOUTH in your household age 18 or younger use MOST OFTEN if they were included in a new multigenerational community center?**

N=632

	Household Type				Total
	Households with Children Under 10 years	Households with Children 10-19 years	Households with No Children (20-54 years)	Households with No Children (55+ years)	

**Q4. 3rd choice**

Multipurpose courts for basketball, volleyball, etc.	7.1%	9.5%	0.0%	0.4%	3.2%
Weight room/cardiovascular equipment area	0.6%	7.1%	0.7%	0.0%	1.3%
Multipurpose space for classes/meetings/parties	1.3%	1.2%	0.7%	0.0%	0.6%
Aerobics/fitness/martial arts/dance space	0.6%	3.6%	1.4%	0.4%	1.1%
Arts & crafts rooms	5.2%	3.6%	0.7%	0.0%	1.9%
Lap lanes for exercise swimming	0.6%	1.2%	0.7%	0.0%	0.5%
Warm water areas for therapeutic purposes	1.9%	0.0%	1.4%	0.0%	0.8%
Leisure pool zero depth entry	11.0%	3.6%	0.0%	0.8%	3.5%

**Q4. Which FOUR of the features listed in Question 2 would YOUTH in your household age 18 or younger use MOST OFTEN if they were included in a new multigenerational community center?**

N=632

	Household Type				Total
	Households with Children Under 10 years	Households with Children 10-19 years	Households with No Children (20-54 years)	Households with No Children (55+ years)	

**Q4. 3rd choice (Cont.)**

Indoor stage/performing arts	1.3%	1.2%	0.7%	0.4%	0.8%
Rock climbing wall	14.8%	15.5%	2.1%	0.8%	6.5%
Childcare (while using facility)	4.5%	0.0%	0.0%	0.0%	1.1%
Unstructured indoor play space	14.8%	0.0%	1.4%	0.4%	4.1%
Unstructured indoor gathering space	2.6%	2.4%	0.0%	0.0%	0.9%
Preschool programming space	10.3%	0.0%	1.4%	0.8%	3.2%
Senior programming space	0.0%	1.2%	0.0%	0.0%	0.2%
Indoor running/walking track	1.3%	9.5%	2.1%	0.4%	2.2%
Indoor turf field	5.2%	6.0%	0.7%	0.0%	2.2%

**Q4. Which FOUR of the features listed in Question 2 would YOUTH in your household age 18 or younger use MOST OFTEN if they were included in a new multigenerational community center?**

N=632

	Household Type				Total
	Households with Children Under 10 years	Households with Children 10-19 years	Households with No Children (20-54 years)	Households with No Children (55+ years)	

Q4. 3rd choice (Cont.)

Blackbox performance theater	0.0%	2.4%	0.0%	0.0%	0.3%
Gymnastics programming space	4.5%	0.0%	0.0%	0.0%	1.1%
Culinary arts demonstration kitchen	0.0%	2.4%	0.0%	0.4%	0.5%
Teen gathering space	1.9%	1.2%	0.7%	0.0%	0.8%
Training space for outdoor sports	5.2%	6.0%	0.7%	0.0%	2.2%
None chosen	5.2%	22.6%	84.3%	95.1%	61.1%

**Q4. Which FOUR of the features listed in Question 2 would YOUTH in your household age 18 or younger use MOST OFTEN if they were included in a new multigenerational community center?**

N=632

	Household Type				Total
	Households with Children Under 10 years	Households with Children 10-19 years	Households with No Children (20-54 years)	Households with No Children (55+ years)	

Q4. 4th choice

Multipurpose courts for basketball, volleyball, etc.	2.6%	6.0%	0.7%	0.0%	1.6%
Weight room/cardiovascular equipment area	0.6%	3.6%	0.7%	0.0%	0.8%
Multipurpose space for classes/meetings/parties	2.6%	2.4%	0.0%	0.0%	0.9%
Aerobics/fitness/martial arts/dance space	5.2%	3.6%	0.0%	0.0%	1.7%
Arts & crafts rooms	11.0%	3.6%	0.7%	0.0%	3.3%
Meeting & event space	0.6%	2.4%	0.7%	0.0%	0.6%
Lap lanes for exercise swimming	1.9%	6.0%	1.4%	0.0%	1.6%
Warm water areas for therapeutic purposes	0.6%	1.2%	0.7%	0.0%	0.5%

**Q4. Which FOUR of the features listed in Question 2 would YOUTH in your household age 18 or younger use MOST OFTEN if they were included in a new multigenerational community center?**

N=632

	Household Type				Total
	Households with Children Under 10 years	Households with Children 10-19 years	Households with No Children (20-54 years)	Households with No Children (55+ years)	

**Q4. 4th choice (Cont.)**

Leisure pool zero depth entry	3.9%	3.6%	2.9%	0.0%	2.1%
Indoor stage/performing arts	0.6%	2.4%	0.7%	0.0%	0.6%
Rock climbing wall	14.2%	4.8%	0.0%	0.0%	4.1%
Childcare (while using facility)	5.2%	0.0%	1.4%	0.0%	1.6%
Unstructured indoor play space	7.1%	0.0%	0.0%	0.0%	1.7%
Unstructured indoor gathering space	2.6%	1.2%	0.7%	0.4%	1.1%
Preschool programming space	3.9%	0.0%	0.0%	0.4%	1.1%
Indoor running/walking track	0.6%	3.6%	0.0%	0.4%	0.8%
Indoor turf field	6.5%	10.7%	0.0%	0.4%	3.2%



**Q4. Which FOUR of the features listed in Question 2 would YOUTH in your household age 18 or younger use MOST OFTEN if they were included in a new multigenerational community center?**

N=632

	Household Type				Total
	Households with Children Under 10 years	Households with Children 10-19 years	Households with No Children (20-54 years)	Households with No Children (55+ years)	

**Q4. 4th choice (Cont.)**

Gymnastics programming space	9.0%	0.0%	0.0%	0.0%	2.2%
Culinary arts demonstration kitchen	0.0%	2.4%	0.0%	0.0%	0.3%
Teen gathering space	3.2%	10.7%	0.7%	0.0%	2.4%
Training space for outdoor sports	7.1%	7.1%	2.1%	0.8%	3.5%
Other	0.6%	1.2%	0.0%	0.0%	0.3%
None chosen	10.3%	23.8%	86.4%	97.6%	63.9%

**SUM OF THE TOP FOUR CHOICES**

**Q4. Which FOUR of the features listed in Question 2 would YOUTH in your household age 18 or younger use MOST OFTEN if they were included in a new multigenerational community center? (top 4)**

N=632

	Household Type				Total
	Households with Children Under 10 years	Households with Children 10-19 years	Households with No Children (20-54 years)	Households with No Children (55+ years)	

Q4. Top choice

Multipurpose courts for basketball, volleyball, etc.	33.5%	47.6%	7.9%	1.2%	16.8%
Weight room/cardiovascular equipment area	4.5%	40.5%	7.1%	0.4%	8.2%
Multipurpose space for classes/meetings/parties	5.8%	4.8%	1.4%	0.0%	2.4%
Aerobics/fitness/martial arts/dance space	10.3%	13.1%	2.1%	1.2%	5.2%
Arts & crafts rooms	27.1%	15.5%	1.4%	1.2%	9.5%
Meeting & event space	0.6%	2.4%	0.7%	0.0%	0.6%
Lap lanes for exercise swimming	7.7%	17.9%	4.3%	0.4%	5.4%
Warm water areas for therapeutic purposes	2.6%	1.2%	2.1%	0.4%	1.4%

**SUM OF THE TOP FOUR CHOICES**

**Q4. Which FOUR of the features listed in Question 2 would YOUTH in your household age 18 or younger use MOST OFTEN if they were included in a new multigenerational community center? (top 4)**

N=632

	Household Type				Total
	Households with Children Under 10 years	Households with Children 10-19 years	Households with No Children (20-54 years)	Households with No Children (55+ years)	

Q4. Top choice (Cont.)

Leisure pool zero depth entry	66.5%	19.0%	7.1%	1.2%	20.9%
Indoor stage/performing arts	2.6%	6.0%	1.4%	0.4%	1.9%
Rock climbing wall	34.8%	31.0%	2.9%	2.0%	14.1%
Childcare (while using facility)	29.0%	0.0%	4.3%	0.8%	8.4%
Unstructured indoor play space	50.3%	1.2%	3.6%	1.2%	13.8%
Unstructured indoor gathering space	6.5%	3.6%	2.1%	0.8%	2.8%
Preschool programming space	21.9%	0.0%	2.9%	1.6%	6.6%
Senior programming space	0.0%	1.2%	0.7%	0.4%	0.5%
Indoor running/walking track	3.2%	14.3%	3.6%	1.2%	4.0%

**SUM OF THE TOP FOUR CHOICES**

**Q4. Which FOUR of the features listed in Question 2 would YOUTH in your household age 18 or younger use MOST OFTEN if they were included in a new multigenerational community center? (top 4)**

N=632

	Household Type				Total
	Households with Children Under 10 years	Households with Children 10-19 years	Households with No Children (20-54 years)	Households with No Children (55+ years)	

Q4. Top choice (Cont.)

Indoor turf field	21.9%	27.4%	1.4%	0.4%	9.5%
Blackbox performance theater	0.0%	2.4%	0.0%	0.4%	0.5%
Gymnastics programming space	18.7%	0.0%	1.4%	0.0%	4.9%
Culinary arts demonstration kitchen	0.6%	4.8%	0.0%	0.8%	1.1%
Teen gathering space	10.3%	35.7%	2.9%	0.4%	8.1%
Training space for outdoor sports	18.7%	27.4%	2.9%	0.8%	9.2%
Other	1.3%	2.4%	1.4%	1.2%	1.4%
None chosen	1.9%	15.5%	81.4%	93.9%	58.2%

**Q5. Please check ALL of the activities listed below that your household would use at a community center.**

N=632

	Household Type				Total
	Households with Children Under 10 years	Households with Children 10-19 years	Households with No Children (20-54 years)	Households with No Children (55+ years)	

**Q5. All activities your household would use at a community center**

Exercise & fitness	94.8%	89.3%	80.7%	69.8%	80.4%
Team sports	74.2%	48.8%	20.0%	4.9%	31.0%
Drop-in activities	73.5%	58.3%	42.9%	37.6%	50.2%
Classes	76.8%	75.0%	65.7%	61.2%	67.4%
Meeting & event space	41.3%	42.9%	25.7%	33.9%	34.8%
Art & theater	42.6%	34.5%	25.0%	27.8%	31.3%
Childcare (while using facility)	69.0%	6.0%	10.0%	2.4%	20.9%
Senior activities	5.2%	13.1%	27.1%	70.2%	36.6%
Aquatics	91.6%	66.7%	56.4%	46.5%	61.9%
Lifelong learning classes	36.8%	47.6%	47.9%	55.9%	47.9%
Other	2.6%	2.4%	2.1%	2.0%	2.2%
Wouldn't use a community center	0.6%	4.8%	10.7%	15.5%	10.0%

**WITHOUT "NOT PROVIDED"**

**Q6. Much of the cost of operating a new multigenerational community center would need to be covered by user fees. Knowing this, which ONE of the following would be your preferred way of paying to use a multigenerational community center if it had the features you most prefer? (without "not provided")**

N=632

	Household Type				Total
	Households with Children Under 10 years	Households with Children 10-19 years	Households with No Children (20-54 years)	Households with No Children (55+ years)	

Q6. What would be your preferred way of paying to use a multigenerational community center if it had features you most prefer

Monthly family pass	88.4%	75.6%	15.7%	2.1%	36.6%
Monthly adult pass	0.0%	4.9%	47.1%	30.8%	23.3%
Monthly senior center access only	1.3%	0.0%	7.9%	31.2%	13.9%
Pay per visit	5.2%	7.3%	7.1%	8.1%	7.0%
Don't know	2.6%	6.1%	7.9%	7.3%	6.0%
I'm not willing to pay to use the center	2.6%	6.1%	14.3%	20.5%	13.3%

**WITHOUT "NOT PROVIDED"**

**Q6a. What is the MAXIMUM amount you would be willing to pay for a MONTHLY FAMILY pass (4 or more people) to use a new multigenerational community center if it had the features most important to your household? (without "not provided")**

N=263

	Household Type				Total
	Households with Children Under 10 years	Households with Children 10-19 years	Households with No Children (20-54 years)	Households with No Children (55+ years)	

Q6a. Maximum amount you would be willing to pay for a monthly family pass

\$125+ per month	15.6%	10.6%	10.3%	0.0%	12.9%
\$100-\$124 per month	19.9%	21.2%	10.3%	8.3%	18.5%
\$75-\$99 per month	37.6%	33.3%	31.0%	25.0%	35.1%
Less than \$75 per month	27.0%	34.8%	48.3%	66.7%	33.5%

**WITHOUT "NOT PROVIDED"**

**Q6b. What is the MAXIMUM amount you would be willing to pay for a MONTHLY COUPLES pass to use a new multigenerational community center if it had the features most important to your household? (without "not provided")**

N=181

	Household Type				Total
	Households with Children Under 10 years	Households with Children 10-19 years	Households with No Children (20-54 years)	Households with No Children (55+ years)	

Q6b. Maximum amount you would be willing to pay for a monthly couples pass

\$100+ per month	0.0%	0.0%	4.2%	6.7%	5.0%
\$75-\$99 per month	0.0%	12.5%	22.5%	20.0%	20.1%
\$50-\$74 per month	25.0%	50.0%	52.1%	37.3%	44.7%
Less than \$50 per month	75.0%	37.5%	21.1%	36.0%	30.2%



**WITHOUT "NOT PROVIDED"**

**Q6c. What is the MAXIMUM amount you would be willing to pay for a MONTHLY INDIVIDUAL pass to use a new multigenerational community center if it had the features most important to your household? (without "not provided")**

N=181

	Household Type				Total
	Households with Children Under 10 years	Households with Children 10-19 years	Households with No Children (20-54 years)	Households with No Children (55+ years)	

Q6c. Maximum amount you would be willing to pay for a monthly individual pass

\$50+ per month	0.0%	0.0%	12.2%	15.9%	12.9%
\$40-\$49 per month	0.0%	25.0%	20.3%	25.6%	22.9%
\$30-\$39 per month	0.0%	25.0%	44.6%	35.4%	37.6%
Less than \$30 per month	100.0%	50.0%	23.0%	23.2%	26.5%

**WITHOUT "NOT PROVIDED"**

**Q6d. What is the MAXIMUM amount you would be willing to pay for a MONTHLY SENIOR INDIVIDUAL pass to use a new multigenerational community center if it had the features most important to your household? (without "not provided")**

N=123

	Household Type				Total
	Households with Children Under 10 years	Households with Children 10-19 years	Households with No Children (20-54 years)	Households with No Children (55+ years)	

Q6d. Maximum amount you would be willing to pay for a monthly senior individual pass

\$50+ per month	50.0%	0.0%	0.0%	8.4%	8.4%
\$40-\$49 per month	0.0%	0.0%	37.5%	18.1%	19.6%
\$30-\$39 per month	0.0%	25.0%	31.3%	22.9%	23.4%
Less than \$30 per month	50.0%	75.0%	31.3%	50.6%	48.6%

**WITHOUT "NOT PROVIDED"**

**Q6e. What is the MAXIMUM amount you would be willing to pay for a DAILY ADULT fee to use a new multigenerational community center if it had the features most important to your household? (without "not provided")**

N=80

	Household Type				Total
	Households with Children Under 10 years	Households with Children 10-19 years	Households with No Children (20-54 years)	Households with No Children (55+ years)	

Q6e. Maximum amount you would be willing to pay for a daily adult fee

\$10+ per visit	16.7%	11.1%	5.6%	9.1%	9.7%
\$8-9 per visit	25.0%	22.2%	11.1%	6.1%	12.5%
\$6-7 per visit	33.3%	44.4%	33.3%	18.2%	27.8%
\$5 or less per visit	25.0%	22.2%	50.0%	66.7%	50.0%

**WITHOUT "NOT PROVIDED"**

**Q6f. What is the MAXIMUM amount you would be willing to pay for a DAILY CHILD fee to use a new multigenerational community center if it had the features most important to your household? (without "not provided")**

N=80

	Household Type				Total
	Households with Children Under 10 years	Households with Children 10-19 years	Households with No Children (20-54 years)	Households with No Children (55+ years)	

Q6f. Maximum amount you would be willing to pay for a daily child fee

\$8+ per visit	25.0%	22.2%	0.0%	17.6%	17.8%
\$7 per visit	16.7%	22.2%	0.0%	5.9%	11.1%
\$6 per visit	0.0%	0.0%	14.3%	0.0%	2.2%
\$5 per visit	33.3%	44.4%	42.9%	29.4%	35.6%
\$4 or less per visit	25.0%	11.1%	42.9%	47.1%	33.3%

**WITHOUT "NOT PROVIDED"**

**Q7. How strongly would you support the construction of a community center that included the features most important to your household, if it could be accomplished without increasing taxes on residents? (without "not provided")**

N=632

	Household Type				Total
	Households with Children Under 10 years	Households with Children 10-19 years	Households with No Children (20-54 years)	Households with No Children (55+ years)	

Q7. How strongly would you support construction of a community center

Very supportive	85.8%	75.0%	64.2%	49.2%	64.6%
Somewhat supportive	11.0%	11.9%	13.1%	18.3%	14.3%
Neutral	1.9%	4.8%	7.3%	11.3%	7.4%
Somewhat unsupportive	0.0%	3.6%	2.9%	5.8%	3.5%
Not supportive at all	1.3%	4.8%	12.4%	15.4%	10.3%

**Q7a. If you answered "Somewhat Unsupportive" or "Not Supportive at All" to Question 7, please indicate why you answered this way.**

N=86

	Household Type				Total
	Households with Children Under 10 years	Households with Children 10-19 years	Households with No Children (20-54 years)	Households with No Children (55+ years)	

**Q7a. Why did you answer "somewhat unsupportive" or "not supportive at all" to Question 7**

I need more information before I can answer	0.0%	28.6%	9.5%	11.8%	11.6%
Our household wouldn't use it	50.0%	71.4%	52.4%	51.0%	53.5%
I think that user fees will be too expensive	0.0%	28.6%	9.5%	17.6%	16.3%
There isn't a need for a community center in Upper Arlington	100.0%	28.6%	38.1%	27.5%	32.6%
I believe it will compete too much with private providers	50.0%	42.9%	0.0%	19.6%	18.6%
I don't believe that a community center is an appropriate role for a government/ don't support using tax dollars	100.0%	71.4%	61.9%	39.2%	51.2%
Other	0.0%	0.0%	0.0%	13.7%	10.5%

**WITHOUT "NOT PROVIDED"**

**Q8. How strongly would you support the construction of a community center that included the features most important to your household, if it required increasing taxes? (without "not provided")**

N=632

	Household Type				Total
	Households with Children Under 10 years	Households with Children 10-19 years	Households with No Children (20-54 years)	Households with No Children (55+ years)	

Q8. How strongly would you support construction of a community center

Very supportive	51.9%	39.8%	22.5%	15.8%	29.4%
Somewhat supportive	24.0%	26.5%	23.9%	27.1%	25.2%
Neutral	11.0%	12.0%	14.5%	12.5%	12.4%
Somewhat unsupportive	7.1%	4.8%	15.9%	11.3%	10.3%
Not supportive at all	5.8%	16.9%	23.2%	33.3%	22.8%

**Q8a. If you answered "Somewhat Unsupportive" or "Not Supportive at All" to Question 8, please indicate why you answered this way.**

N=206

	Household Type				Total
	Households with Children Under 10 years	Households with Children 10-19 years	Households with No Children (20-54 years)	Households with No Children (55+ years)	

**Q8a. Why did you answer "somewhat unsupportive" or "not supportive at all" to Question 8**

I need more information before I can answer	35.0%	5.6%	20.4%	9.3%	14.6%
Our household wouldn't use it	10.0%	27.8%	27.8%	36.4%	30.1%
I am not willing to pay more taxes to support a community center	25.0%	50.0%	44.4%	43.9%	43.7%
There isn't a need for a community center in Upper Arlington	10.0%	16.7%	13.0%	15.0%	15.0%
I believe it will compete too much with private providers	10.0%	16.7%	7.4%	9.3%	10.2%
I don't believe that a community center is an appropriate role for a government/ don't support using tax dollars	20.0%	44.4%	22.2%	23.4%	25.2%



**Q8a. If you answered "Somewhat Unsupportive" or "Not Supportive at All" to Question 8, please indicate why you answered this way.**

N=206

Household Type				Total
Households with Children Under 10 years	Households with Children 10-19 years	Households with No Children (20-54 years)	Households with No Children (55+ years)	

**Q8a. Why did you answer "somewhat unsupportive" or "not supportive at all" to Question 8 (Cont.)**

I'm okay with the idea of a new community center, but I do not want to pay higher taxes	60.0%	61.1%	51.9%	44.9%	48.5%
Other	5.0%	22.2%	11.1%	10.3%	11.2%

**WITHOUT "DON'T KNOW"**

**Q9. Using a scale of 1 to 5, where 5 means "Strongly Agree" and 1 means "Strongly Disagree," please rate your level of agreement with the following statements. (without "don't know")**

N=632

	Household Type				Total
	Households with Children Under 10 years	Households with Children 10-19 years	Households with No Children (20-54 years)	Households with No Children (55+ years)	

Q9-1. It is valuable to me to have a community center

Strongly agree	64.3%	57.8%	34.3%	30.6%	43.2%
Agree	24.0%	26.5%	30.0%	29.7%	27.7%
Neutral	9.7%	3.6%	18.6%	24.5%	16.4%
Disagree	1.3%	7.2%	7.1%	4.8%	4.9%
Strongly disagree	0.6%	4.8%	10.0%	10.5%	7.8%

Q9-2. I believe a community center would boost property values in our community

Strongly agree	57.1%	59.5%	28.9%	31.5%	41.0%
Agree	28.6%	16.5%	36.3%	33.8%	30.3%
Neutral	11.0%	16.5%	20.7%	21.5%	18.0%
Disagree	2.6%	2.5%	6.7%	6.8%	5.4%
Strongly disagree	0.6%	5.1%	7.4%	6.4%	5.4%

**WITHOUT "DON'T KNOW"**

**Q9. Using a scale of 1 to 5, where 5 means "Strongly Agree" and 1 means "Strongly Disagree," please rate your level of agreement with the following statements. (without "don't know")**

N=632

	Household Type				Total
	Households with Children Under 10 years	Households with Children 10-19 years	Households with No Children (20-54 years)	Households with No Children (55+ years)	

Q9-3. City of Upper Arlington needs a community center

Strongly agree	66.9%	54.2%	34.3%	37.7%	46.2%
Agree	14.9%	26.5%	24.8%	22.9%	21.5%
Neutral	15.6%	7.2%	22.6%	24.7%	19.4%
Disagree	1.9%	7.2%	8.0%	5.6%	5.7%
Strongly disagree	0.6%	4.8%	10.2%	9.1%	7.2%

Q9-4. A community center should be geographically located as close to middle of our community as possible

Strongly agree	42.5%	41.5%	31.8%	30.6%	35.1%
Agree	26.1%	29.3%	39.4%	42.0%	35.5%
Neutral	26.8%	22.0%	21.2%	21.9%	23.3%
Disagree	2.0%	4.9%	1.5%	1.8%	2.2%
Strongly disagree	2.6%	2.4%	6.1%	3.7%	3.9%

**WITHOUT "DON'T KNOW"**

**Q9. Using a scale of 1 to 5, where 5 means "Strongly Agree" and 1 means "Strongly Disagree," please rate your level of agreement with the following statements. (without "don't know")**

N=632

	Household Type				Total
	Households with Children Under 10 years	Households with Children 10-19 years	Households with No Children (20-54 years)	Households with No Children (55+ years)	

Q9-5. Our community needs more fitness, recreation & social opportunities for youth & teens

Strongly agree	57.3%	43.4%	29.8%	28.2%	38.0%
Agree	25.3%	32.5%	21.8%	31.1%	27.6%
Neutral	12.0%	13.3%	27.4%	22.5%	19.4%
Disagree	4.7%	4.8%	12.1%	8.1%	7.7%
Strongly disagree	0.7%	6.0%	8.9%	10.0%	7.3%

Q9-6. Our community needs more fitness, recreation & social opportunities for seniors

Strongly agree	43.5%	36.7%	32.3%	37.1%	37.2%
Agree	22.1%	32.9%	34.7%	35.3%	31.6%
Neutral	28.2%	17.7%	17.7%	16.8%	19.5%
Disagree	3.8%	7.6%	8.1%	4.3%	5.6%
Strongly disagree	2.3%	5.1%	7.3%	6.5%	6.1%

**WITHOUT "DON'T KNOW"**

**Q9. Using a scale of 1 to 5, where 5 means "Strongly Agree" and 1 means "Strongly Disagree," please rate your level of agreement with the following statements. (without "don't know")**

N=632

	Household Type				Total
	Households with Children Under 10 years	Households with Children 10-19 years	Households with No Children (20-54 years)	Households with No Children (55+ years)	

Q9-7. A community center should generate revenue from user fees (e.g., memberships, daily fees, rentals) to help cover cost of operations

Strongly agree	42.3%	48.8%	37.0%	32.3%	38.0%
Agree	41.6%	28.8%	43.7%	43.0%	40.6%
Neutral	12.8%	20.0%	11.9%	18.4%	15.7%
Disagree	2.7%	2.5%	2.2%	1.8%	2.4%
Strongly disagree	0.7%	0.0%	5.2%	4.5%	3.4%

Q9-8. A community center should include social gathering spaces

Strongly agree	32.5%	35.4%	21.5%	26.9%	28.0%
Agree	38.4%	46.3%	43.8%	41.7%	41.7%
Neutral	23.8%	13.4%	25.4%	26.5%	23.8%
Disagree	2.6%	2.4%	4.6%	1.8%	2.9%
Strongly disagree	2.6%	2.4%	4.6%	3.1%	3.7%

## **Section 2**

### **Question 7**

---

**Q1. Are you or other members of your household currently using any INDOOR recreation, sports, fitness, meeting space or aquatic facilities?**

N=632

Q7. How strongly would you support construction of a community center?					Total
Very supportive	Somewhat supportive	Neutral	Somewhat unsupportive	Not supportive at all	

**Q1. Are you currently using any indoor recreation, sports, fitness, meeting space or aquatic facilities**

Yes	73.7%	64.0%	56.5%	63.6%	34.4%	66.1%
No	26.3%	36.0%	43.5%	36.4%	65.6%	33.9%

**WITHOUT "NOT PROVIDED"**

**Q2. The City is considering developing a new multigenerational community center. Listed below are potential features that could be incorporated into the design of a multigenerational community center. For each one, please indicate approximately how often you and members of your household would use each of these features. (without "not provided")**

N=632

Q7. How strongly would you support construction of a community center?

	Very supportive	Somewhat supportive	Neutral	Somewhat unsupportive	Not supportive at all	Total
--	-----------------	---------------------	---------	-----------------------	-----------------------	-------

Q2-1. Multipurpose courts for basketball, volleyball, etc.

Several times per week	13.8%	8.0%	2.6%	0.0%	0.0%	10.3%
A few times per month	17.4%	9.2%	5.1%	4.8%	0.0%	13.1%
At least once a month	11.3%	10.3%	5.1%	0.0%	0.0%	9.2%
Less than once a month	12.8%	14.9%	10.3%	9.5%	3.5%	12.0%
Seldom/never	44.6%	57.5%	76.9%	85.7%	96.5%	55.4%

Q2-2. Weight room/cardiovascular equipment area

Several times per week	55.9%	36.4%	17.5%	25.0%	5.3%	44.3%
A few times per month	20.0%	30.7%	15.0%	0.0%	1.8%	18.8%
At least once a month	8.1%	9.1%	7.5%	0.0%	5.3%	7.7%
Less than once a month	5.6%	6.8%	2.5%	20.0%	7.0%	6.1%
Seldom/never	10.4%	17.0%	57.5%	55.0%	80.7%	23.1%



**WITHOUT "NOT PROVIDED"**

**Q2. The City is considering developing a new multigenerational community center. Listed below are potential features that could be incorporated into the design of a multigenerational community center. For each one, please indicate approximately how often you and members of your household would use each of these features. (without "not provided")**

N=632

Q7. How strongly would you support construction of a community center?

	Very supportive	Somewhat supportive	Neutral	Somewhat unresponsive	Not supportive at all	Total
--	-----------------	---------------------	---------	-----------------------	-----------------------	-------

Q2-3. Multipurpose space for classes/meetings/parties

Several times per week	6.4%	3.5%	0.0%	10.0%	0.0%	5.0%
A few times per month	11.3%	8.2%	7.5%	0.0%	1.8%	9.4%
At least once a month	17.5%	18.8%	12.5%	10.0%	3.5%	15.6%
Less than once a month	38.0%	35.3%	27.5%	35.0%	10.5%	34.3%
Seldom/never	26.7%	34.1%	52.5%	45.0%	84.2%	35.8%

Q2-4. Aerobics/fitness/martial arts/dance space

Several times per week	35.3%	17.9%	14.6%	15.0%	0.0%	27.2%
A few times per month	26.9%	19.0%	17.1%	5.0%	3.5%	22.1%
At least once a month	13.2%	11.9%	4.9%	0.0%	7.0%	11.4%
Less than once a month	9.1%	23.8%	7.3%	25.0%	1.8%	10.8%
Seldom/never	15.5%	27.4%	56.1%	55.0%	87.7%	28.5%

**WITHOUT "NOT PROVIDED"**

**Q2. The City is considering developing a new multigenerational community center. Listed below are potential features that could be incorporated into the design of a multigenerational community center. For each one, please indicate approximately how often you and members of your household would use each of these features. (without "not provided")**

N=632

	Q7. How strongly would you support construction of a community center?					Total
	Very supportive	Somewhat supportive	Neutral	Somewhat unsupportive	Not supportive at all	
<u>Q2-5. Arts &amp; crafts rooms</u>						
Several times per week	6.4%	1.2%	0.0%	0.0%	0.0%	4.3%
A few times per month	11.6%	13.1%	9.8%	5.0%	0.0%	10.2%
At least once a month	19.0%	10.7%	9.8%	5.0%	0.0%	14.7%
Less than once a month	25.7%	33.3%	22.0%	20.0%	7.0%	24.7%
Seldom/never	37.3%	41.7%	58.5%	70.0%	93.0%	46.0%
<u>Q2-6. Meeting &amp; event space</u>						
Several times per week	2.8%	2.4%	0.0%	5.0%	0.0%	2.4%
A few times per month	5.2%	1.2%	2.5%	0.0%	1.8%	3.9%
At least once a month	18.4%	9.5%	7.5%	0.0%	3.6%	14.3%
Less than once a month	38.9%	47.6%	30.0%	40.0%	17.9%	37.4%
Seldom/never	34.7%	39.3%	60.0%	55.0%	76.8%	42.0%

**WITHOUT "NOT PROVIDED"**

**Q2. The City is considering developing a new multigenerational community center. Listed below are potential features that could be incorporated into the design of a multigenerational community center. For each one, please indicate approximately how often you and members of your household would use each of these features. (without "not provided")**

N=632

	Q7. How strongly would you support construction of a community center?					Total
	Very supportive	Somewhat supportive	Neutral	Somewhat unresponsive	Not supportive at all	
<u>Q2-7. Lap lanes for exercise swimming</u>						
Several times per week	28.4%	18.8%	12.2%	15.0%	7.0%	23.2%
A few times per month	24.1%	22.4%	12.2%	15.0%	3.5%	20.5%
At least once a month	11.7%	12.9%	7.3%	0.0%	1.8%	10.3%
Less than once a month	12.2%	16.5%	7.3%	15.0%	5.3%	11.9%
Seldom/never	23.6%	29.4%	61.0%	55.0%	82.5%	34.1%
<u>Q2-8. Warm water areas for therapeutic purposes</u>						
Several times per week	22.2%	18.2%	7.1%	10.0%	3.5%	18.3%
A few times per month	19.6%	19.3%	21.4%	5.0%	5.3%	17.7%
At least once a month	15.6%	17.0%	7.1%	15.0%	3.5%	14.0%
Less than once a month	14.5%	13.6%	14.3%	10.0%	5.3%	13.4%
Seldom/never	28.1%	31.8%	50.0%	60.0%	82.5%	36.6%

**WITHOUT "NOT PROVIDED"**

**Q2. The City is considering developing a new multigenerational community center. Listed below are potential features that could be incorporated into the design of a multigenerational community center. For each one, please indicate approximately how often you and members of your household would use each of these features. (without "not provided")**

N=632

Q7. How strongly would you support construction of a community center?

	Very supportive	Somewhat supportive	Neutral	Somewhat unsupportive	Not supportive at all	Total
--	-----------------	---------------------	---------	-----------------------	-----------------------	-------

Q2-9. Leisure pool zero depth entry

Several times per week	21.8%	11.5%	4.9%	0.0%	3.5%	16.4%
A few times per month	24.6%	18.4%	9.8%	10.0%	1.8%	19.8%
At least once a month	16.7%	17.2%	9.8%	10.0%	1.8%	14.6%
Less than once a month	13.1%	13.8%	14.6%	20.0%	5.3%	12.8%
Seldom/never	23.8%	39.1%	61.0%	60.0%	87.7%	36.4%

Q2-10. Indoor stage/performing arts

Several times per week	2.1%	0.0%	0.0%	0.0%	0.0%	1.4%
A few times per month	5.3%	3.5%	0.0%	0.0%	0.0%	4.1%
At least once a month	16.1%	11.8%	5.3%	5.3%	5.3%	13.1%
Less than once a month	23.4%	23.5%	10.5%	26.3%	5.3%	20.8%
Seldom/never	53.2%	61.2%	84.2%	68.4%	89.5%	60.6%

**WITHOUT "NOT PROVIDED"**

**Q2. The City is considering developing a new multigenerational community center. Listed below are potential features that could be incorporated into the design of a multigenerational community center. For each one, please indicate approximately how often you and members of your household would use each of these features. (without "not provided")**

N=632

Q7. How strongly would you support construction of a community center?

	Very supportive	Somewhat supportive	Neutral	Somewhat unsupportive	Not supportive at all	Total
--	-----------------	---------------------	---------	-----------------------	-----------------------	-------

Q2-11. Rock climbing wall

Several times per week	7.9%	1.2%	2.6%	0.0%	0.0%	5.5%
A few times per month	14.0%	13.1%	5.1%	0.0%	1.8%	11.5%
At least once a month	17.3%	15.5%	5.1%	0.0%	0.0%	13.9%
Less than once a month	19.4%	14.3%	7.7%	15.0%	3.5%	16.2%
Seldom/never	41.3%	56.0%	79.5%	85.0%	94.7%	52.9%

Q2-12. Childcare (while using facility)

Several times per week	14.9%	9.6%	0.0%	0.0%	0.0%	11.1%
A few times per month	8.4%	6.0%	2.7%	0.0%	0.0%	6.5%
At least once a month	6.8%	9.6%	5.4%	0.0%	0.0%	6.1%
Less than once a month	6.0%	4.8%	2.7%	15.0%	0.0%	5.3%
Seldom/never	64.0%	69.9%	89.2%	85.0%	100.0%	71.0%

**WITHOUT "NOT PROVIDED"**

**Q2. The City is considering developing a new multigenerational community center. Listed below are potential features that could be incorporated into the design of a multigenerational community center. For each one, please indicate approximately how often you and members of your household would use each of these features. (without "not provided")**

N=632

Q7. How strongly would you support construction of a community center?

	Very supportive	Somewhat supportive	Neutral	Somewhat unsupportive	Not supportive at all	Total
--	-----------------	---------------------	---------	-----------------------	-----------------------	-------

Q2-13. Unstructured indoor play space

Several times per week	13.5%	2.4%	0.0%	0.0%	0.0%	9.2%
A few times per month	12.2%	10.7%	2.7%	0.0%	0.0%	9.7%
At least once a month	12.2%	10.7%	2.7%	0.0%	0.0%	9.7%
Less than once a month	10.9%	14.3%	5.4%	10.5%	0.0%	10.0%
Seldom/never	51.3%	61.9%	89.2%	89.5%	100.0%	61.5%

Q2-14. Unstructured indoor gathering space

Several times per week	4.9%	1.2%	0.0%	0.0%	0.0%	3.4%
A few times per month	9.6%	6.0%	0.0%	5.0%	0.0%	7.3%
At least once a month	15.4%	10.7%	5.3%	0.0%	1.8%	12.0%
Less than once a month	27.3%	26.2%	13.2%	20.0%	7.0%	24.4%
Seldom/never	42.7%	56.0%	81.6%	75.0%	91.2%	52.9%

**WITHOUT "NOT PROVIDED"**

**Q2. The City is considering developing a new multigenerational community center. Listed below are potential features that could be incorporated into the design of a multigenerational community center. For each one, please indicate approximately how often you and members of your household would use each of these features. (without "not provided")**

N=632

Q7. How strongly would you support construction of a  
community center?

	Very supportive	Somewhat supportive	Neutral	Somewhat unsupportive	Not supportive at all	Total
--	--------------------	------------------------	---------	--------------------------	-----------------------------	-------

Q2-15. Preschool programming space

Several times per week	7.5%	2.5%	0.0%	0.0%	0.0%	5.2%
A few times per month	5.4%	6.2%	0.0%	0.0%	0.0%	4.4%
At least once a month	7.2%	2.5%	2.8%	0.0%	1.8%	5.4%
Less than once a month	7.8%	7.4%	2.8%	10.0%	0.0%	6.8%
Seldom/never	72.1%	81.5%	94.4%	90.0%	98.2%	78.2%

Q2-16. Senior programming space

Several times per week	13.5%	9.5%	7.7%	14.3%	3.5%	11.4%
A few times per month	11.1%	23.8%	20.5%	4.8%	0.0%	12.6%
At least once a month	12.4%	13.1%	10.3%	14.3%	1.8%	11.4%
Less than once a month	7.7%	16.7%	10.3%	23.8%	15.8%	10.4%
Seldom/never	55.3%	36.9%	51.3%	42.9%	78.9%	54.1%

**WITHOUT "NOT PROVIDED"**

**Q2. The City is considering developing a new multigenerational community center. Listed below are potential features that could be incorporated into the design of a multigenerational community center. For each one, please indicate approximately how often you and members of your household would use each of these features. (without "not provided")**

N=632

	Q7. How strongly would you support construction of a community center?					Total
	Very supportive	Somewhat supportive	Neutral	Somewhat unresponsive	Not supportive at all	
<u>Q2-17. Indoor running/walking track</u>						
Several times per week	42.0%	27.3%	16.7%	5.0%	3.5%	33.0%
A few times per month	27.3%	33.0%	26.2%	20.0%	5.3%	25.5%
At least once a month	12.7%	19.3%	9.5%	5.0%	7.0%	12.8%
Less than once a month	8.6%	8.0%	7.1%	10.0%	7.0%	8.2%
Seldom/never	9.4%	12.5%	40.5%	60.0%	77.2%	20.5%
<u>Q2-18. Indoor turf field</u>						
Several times per week	11.3%	5.8%	2.7%	0.0%	0.0%	8.3%
A few times per month	14.4%	14.0%	2.7%	0.0%	0.0%	11.5%
At least once a month	14.7%	10.5%	5.4%	5.0%	0.0%	11.5%
Less than once a month	14.4%	12.8%	10.8%	10.0%	1.8%	12.6%
Seldom/never	45.3%	57.0%	78.4%	85.0%	98.2%	56.0%



**WITHOUT "NOT PROVIDED"**

**Q2. The City is considering developing a new multigenerational community center. Listed below are potential features that could be incorporated into the design of a multigenerational community center. For each one, please indicate approximately how often you and members of your household would use each of these features. (without "not provided")**

N=632

Q7. How strongly would you support construction of a community center?

	Very supportive	Somewhat supportive	Neutral	Somewhat unsupportive	Not supportive at all	Total
--	-----------------	---------------------	---------	-----------------------	-----------------------	-------

Q2-19. Blackbox performance theater

Several times per week	1.3%	0.0%	0.0%	0.0%	0.0%	0.9%
A few times per month	2.9%	2.4%	0.0%	0.0%	1.8%	2.4%
At least once a month	11.5%	6.0%	2.8%	5.0%	0.0%	8.7%
Less than once a month	18.2%	18.1%	5.6%	15.0%	5.3%	16.1%
Seldom/never	66.0%	73.5%	91.7%	80.0%	93.0%	71.9%

Q2-20. Gymnastics programming space

Several times per week	2.6%	0.0%	0.0%	0.0%	0.0%	1.7%
A few times per month	9.7%	1.2%	0.0%	0.0%	1.8%	6.7%
At least once a month	10.8%	6.1%	0.0%	5.0%	0.0%	8.0%
Less than once a month	9.2%	19.5%	2.6%	15.0%	0.0%	9.4%
Seldom/never	67.6%	73.2%	97.4%	80.0%	98.2%	74.2%

**WITHOUT "NOT PROVIDED"**

**Q2. The City is considering developing a new multigenerational community center. Listed below are potential features that could be incorporated into the design of a multigenerational community center. For each one, please indicate approximately how often you and members of your household would use each of these features. (without "not provided")**

N=632	Q7. How strongly would you support construction of a community center?					Total
	Very supportive	Somewhat supportive	Neutral	Somewhat unsupportive	Not supportive at all	
<u>Q2-21. Culinary arts demonstration kitchen</u>						
Several times per week	5.2%	0.0%	0.0%	4.8%	0.0%	3.5%
A few times per month	10.7%	15.5%	10.0%	4.8%	1.8%	10.1%
At least once a month	19.6%	17.9%	7.5%	14.3%	3.5%	16.7%
Less than once a month	33.7%	26.2%	25.0%	19.0%	5.3%	28.5%
Seldom/never	30.8%	40.5%	57.5%	57.1%	89.5%	41.0%
<u>Q2-22. Teen gathering space</u>						
Several times per week	6.3%	2.4%	0.0%	0.0%	0.0%	4.5%
A few times per month	8.5%	6.1%	2.6%	0.0%	0.0%	6.5%
At least once a month	12.7%	7.3%	0.0%	0.0%	0.0%	9.3%
Less than once a month	5.8%	6.1%	0.0%	10.0%	0.0%	5.0%
Seldom/never	66.7%	78.0%	97.4%	90.0%	100.0%	74.7%

**WITHOUT "NOT PROVIDED"**

**Q2. The City is considering developing a new multigenerational community center. Listed below are potential features that could be incorporated into the design of a multigenerational community center. For each one, please indicate approximately how often you and members of your household would use each of these features. (without "not provided")**

N=632

Q7. How strongly would you support construction of a community center?

	Very supportive	Somewhat supportive	Neutral	Somewhat unresponsive	Not supportive at all	Total
--	-----------------	---------------------	---------	-----------------------	-----------------------	-------

Q2-23. Training space for outdoor sports

Several times per week	12.3%	8.4%	0.0%	0.0%	0.0%	9.2%
A few times per month	16.5%	10.8%	12.8%	0.0%	0.0%	13.1%
At least once a month	12.3%	6.0%	2.6%	5.0%	0.0%	9.2%
Less than once a month	13.9%	12.0%	10.3%	10.0%	1.8%	12.1%
Seldom/never	44.9%	62.7%	74.4%	85.0%	98.2%	56.3%

Q2-24. Other

Several times per week	59.0%	37.5%	60.0%	0.0%	100.0%	55.6%
A few times per month	23.1%	50.0%	40.0%	0.0%	0.0%	27.8%
At least once a month	15.4%	12.5%	0.0%	0.0%	0.0%	14.8%
Less than once a month	2.6%	0.0%	0.0%	0.0%	0.0%	1.9%

**Q3. Which FOUR of the features listed in Question 2 would ADULTS in your household age 19 or older use MOST OFTEN if they were included in a new multigenerational community center?**

N=632

Q7. How strongly would you support construction of a community center?

	Very supportive	Somewhat supportive	Neutral	Somewhat unsupportive	Not supportive at all	Total
--	-----------------	---------------------	---------	-----------------------	-----------------------	-------

**Q3. Top choice**

Multipurpose courts for basketball, volleyball, etc.	4.5%	4.5%	0.0%	0.0%	1.6%	3.6%
Weight room/cardiovascular equipment area	40.0%	28.1%	13.0%	13.6%	4.7%	31.6%
Multipurpose space for classes/meetings/parties	1.7%	0.0%	6.5%	0.0%	3.1%	2.1%
Aerobics/fitness/martial arts/dance space	11.2%	7.9%	8.7%	4.5%	0.0%	9.0%
Arts & crafts rooms	2.0%	0.0%	2.2%	0.0%	1.6%	1.6%
Meeting & event space	1.0%	1.1%	2.2%	0.0%	0.0%	0.9%
Lap lanes for exercise swimming	13.9%	10.1%	4.3%	13.6%	6.3%	11.7%
Warm water areas for therapeutic purposes	2.7%	5.6%	6.5%	9.1%	3.1%	3.8%
Leisure pool zero depth entry	4.0%	3.4%	2.2%	0.0%	0.0%	3.2%

**Q3. Which FOUR of the features listed in Question 2 would ADULTS in your household age 19 or older use MOST OFTEN if they were included in a new multigenerational community center?**

N=632

	Q7. How strongly would you support construction of a community center?					Total
	Very supportive	Somewhat supportive	Neutral	Somewhat unsupportive	Not supportive at all	
<u>Q3. Top choice (Cont.)</u>						
Indoor stage/performing arts	0.5%	0.0%	0.0%	0.0%	0.0%	0.5%
Rock climbing wall	1.0%	0.0%	0.0%	0.0%	0.0%	0.6%
Childcare (while using facility)	1.0%	2.2%	0.0%	0.0%	0.0%	0.9%
Unstructured indoor play space	0.2%	0.0%	2.2%	0.0%	0.0%	0.3%
Senior programming space	1.7%	3.4%	8.7%	9.1%	0.0%	2.5%
Indoor running/walking track	6.0%	21.3%	13.0%	0.0%	4.7%	8.2%
Indoor turf field	0.2%	2.2%	0.0%	4.5%	0.0%	0.6%
Blackbox performance theater	0.5%	0.0%	0.0%	0.0%	0.0%	0.3%
Culinary arts demonstration kitchen	0.7%	1.1%	0.0%	0.0%	1.6%	0.8%
Training space for outdoor sports	0.5%	0.0%	0.0%	0.0%	0.0%	0.3%
Other	1.7%	1.1%	4.3%	0.0%	1.6%	1.7%
None chosen	5.0%	7.9%	26.1%	45.5%	71.9%	15.5%

**Q3. Which FOUR of the features listed in Question 2 would ADULTS in your household age 19 or older use MOST OFTEN if they were included in a new multigenerational community center?**

N=632

	Q7. How strongly would you support construction of a community center?					Total
	Very supportive	Somewhat supportive	Neutral	Somewhat unsupportive	Not supportive at all	
<u>Q3. 2nd choice</u>						
Multipurpose courts for basketball, volleyball, etc.	6.0%	4.5%	0.0%	0.0%	0.0%	4.4%
Weight room/cardiovascular equipment area	15.4%	19.1%	6.5%	4.5%	3.1%	13.4%
Multipurpose space for classes/meetings/parties	2.0%	1.1%	4.3%	18.2%	1.6%	2.5%
Aerobics/fitness/martial arts/dance space	17.9%	11.2%	6.5%	0.0%	1.6%	13.9%
Arts & crafts rooms	1.2%	1.1%	2.2%	0.0%	0.0%	1.1%
Meeting & event space	1.2%	2.2%	4.3%	4.5%	1.6%	1.7%
Lap lanes for exercise swimming	10.9%	12.4%	13.0%	4.5%	1.6%	10.0%
Warm water areas for therapeutic purposes	7.4%	5.6%	4.3%	4.5%	4.7%	6.5%
Leisure pool zero depth entry	5.5%	2.2%	0.0%	0.0%	1.6%	4.0%

**Q3. Which FOUR of the features listed in Question 2 would ADULTS in your household age 19 or older use MOST OFTEN if they were included in a new multigenerational community center?**

N=632

Q7. How strongly would you support construction of a community center?

	Q7. How strongly would you support construction of a community center?					Total
	Very supportive	Somewhat supportive	Neutral	Somewhat unsupportive	Not supportive at all	
<u>Q3. 2nd choice (Cont.)</u>						
Indoor stage/performing arts	1.0%	0.0%	0.0%	0.0%	1.6%	0.8%
Rock climbing wall	1.5%	4.5%	0.0%	0.0%	0.0%	1.6%
Childcare (while using facility)	3.5%	3.4%	2.2%	0.0%	0.0%	2.8%
Unstructured indoor gathering space	0.2%	1.1%	2.2%	0.0%	0.0%	0.5%
Senior programming space	2.2%	7.9%	8.7%	0.0%	1.6%	3.6%
Indoor running/walking track	11.2%	11.2%	13.0%	13.6%	6.3%	10.9%
Indoor turf field	2.0%	1.1%	0.0%	0.0%	0.0%	1.4%
Blackbox performance theater	0.0%	1.1%	0.0%	0.0%	0.0%	0.2%
Gymnastics programming space	0.5%	0.0%	0.0%	0.0%	0.0%	0.3%
Culinary arts demonstration kitchen	1.0%	0.0%	2.2%	4.5%	1.6%	1.1%
Teen gathering space	1.0%	0.0%	0.0%	0.0%	0.0%	0.6%
Training space for outdoor sports	0.7%	1.1%	0.0%	0.0%	0.0%	0.6%
Other	0.7%	0.0%	0.0%	0.0%	0.0%	0.5%
None chosen	6.9%	9.0%	30.4%	45.5%	73.4%	17.4%

**Q3. Which FOUR of the features listed in Question 2 would ADULTS in your household age 19 or older use MOST OFTEN if they were included in a new multigenerational community center?**

N=632

Q7. How strongly would you support construction of a community center?

	Very supportive	Somewhat supportive	Neutral	Somewhat unsupportive	Not supportive at all	Total
--	-----------------	---------------------	---------	-----------------------	-----------------------	-------

Q3. 3rd choice

Multipurpose courts for basketball, volleyball, etc.	5.0%	5.6%	4.3%	4.5%	0.0%	4.4%
Weight room/cardiovascular equipment area	7.2%	9.0%	2.2%	9.1%	0.0%	6.3%
Multipurpose space for classes/meetings/parties	2.7%	3.4%	4.3%	9.1%	0.0%	2.8%
Aerobics/fitness/martial arts/dance space	11.2%	11.2%	6.5%	4.5%	1.6%	9.5%
Arts & crafts rooms	2.7%	2.2%	4.3%	0.0%	0.0%	2.4%
Meeting & event space	1.5%	1.1%	4.3%	0.0%	4.7%	2.1%
Lap lanes for exercise swimming	11.7%	10.1%	2.2%	9.1%	3.1%	9.7%
Warm water areas for therapeutic purposes	6.0%	11.2%	4.3%	0.0%	3.1%	6.2%
Leisure pool zero depth entry	7.4%	3.4%	2.2%	0.0%	1.6%	5.5%



**Q3. Which FOUR of the features listed in Question 2 would ADULTS in your household age 19 or older use MOST OFTEN if they were included in a new multigenerational community center?**

N=632

Q7. How strongly would you support construction of a  
community center?

Total

Very supportive	Somewhat supportive	Neutral	Somewhat unsupportive	Not supportive at all	
--------------------	------------------------	---------	--------------------------	-----------------------------	--

**Q3. 3rd choice (Cont.)**

Indoor stage/performing arts	0.5%	0.0%	0.0%	0.0%	0.0%	0.3%
Rock climbing wall	2.7%	1.1%	0.0%	0.0%	0.0%	1.9%
Childcare (while using facility)	2.2%	3.4%	2.2%	0.0%	0.0%	2.1%
Unstructured indoor play space	0.7%	3.4%	0.0%	0.0%	0.0%	0.9%
Unstructured indoor gathering space	0.5%	2.2%	0.0%	0.0%	0.0%	0.6%
Preschool programming space	0.2%	0.0%	2.2%	0.0%	0.0%	0.3%
Senior programming space	5.5%	4.5%	6.5%	4.5%	3.1%	5.4%
Indoor running/walking track	18.1%	9.0%	6.5%	4.5%	1.6%	13.8%
Indoor turf field	1.5%	3.4%	0.0%	0.0%	0.0%	1.4%
Blackbox performance theater	0.2%	0.0%	0.0%	0.0%	0.0%	0.2%
Culinary arts demonstration kitchen	2.2%	3.4%	4.3%	4.5%	0.0%	2.4%
Teen gathering space	0.5%	0.0%	0.0%	0.0%	0.0%	0.3%
Training space for outdoor sports	1.0%	0.0%	0.0%	0.0%	0.0%	0.6%
Other	0.5%	1.1%	0.0%	0.0%	0.0%	0.5%
None chosen	8.2%	11.2%	43.5%	50.0%	81.3%	20.4%

**Q3. Which FOUR of the features listed in Question 2 would ADULTS in your household age 19 or older use MOST OFTEN if they were included in a new multigenerational community center?**

N=632

	Q7. How strongly would you support construction of a community center?					Total
	Very supportive	Somewhat supportive	Neutral	Somewhat unsupportive	Not supportive at all	
<u>Q3. 4th choice</u>						
Multipurpose courts for basketball, volleyball, etc.	4.7%	2.2%	0.0%	0.0%	1.6%	3.5%
Weight room/cardiovascular equipment area	5.7%	9.0%	10.9%	0.0%	0.0%	5.7%
Multipurpose space for classes/meetings/parties	5.0%	6.7%	2.2%	0.0%	1.6%	4.4%
Aerobics/fitness/martial arts/dance space	5.5%	3.4%	0.0%	4.5%	0.0%	4.1%
Arts & crafts rooms	2.5%	4.5%	2.2%	0.0%	1.6%	2.7%
Meeting & event space	4.7%	1.1%	4.3%	4.5%	0.0%	3.6%
Lap lanes for exercise swimming	5.2%	5.6%	2.2%	0.0%	0.0%	4.3%
Warm water areas for therapeutic purposes	7.9%	9.0%	2.2%	4.5%	0.0%	6.6%
Leisure pool zero depth entry	6.9%	5.6%	0.0%	0.0%	1.6%	5.4%

**Q3. Which FOUR of the features listed in Question 2 would ADULTS in your household age 19 or older use MOST OFTEN if they were included in a new multigenerational community center?**

N=632

	Q7. How strongly would you support construction of a community center?					Total
	Very supportive	Somewhat supportive	Neutral	Somewhat unsupportive	Not supportive at all	
<u>Q3. 4th choice (Cont.)</u>						
Indoor stage/performing arts	0.2%	0.0%	0.0%	0.0%	0.0%	0.2%
Rock climbing wall	5.2%	0.0%	2.2%	0.0%	3.1%	3.8%
Childcare (while using facility)	3.2%	1.1%	0.0%	0.0%	0.0%	2.2%
Unstructured indoor play space	0.5%	0.0%	0.0%	0.0%	0.0%	0.3%
Unstructured indoor gathering space	1.5%	1.1%	2.2%	0.0%	1.6%	1.4%
Senior programming space	3.7%	6.7%	4.3%	9.1%	0.0%	4.0%
Indoor running/walking track	12.4%	11.2%	6.5%	4.5%	3.1%	10.6%
Indoor turf field	1.7%	2.2%	4.3%	0.0%	0.0%	1.7%
Blackbox performance theater	0.5%	0.0%	0.0%	4.5%	0.0%	0.5%

**Q3. Which FOUR of the features listed in Question 2 would ADULTS in your household age 19 or older use MOST OFTEN if they were included in a new multigenerational community center?**

N=632

	Q7. How strongly would you support construction of a community center?					Total
	Very supportive	Somewhat supportive	Neutral	Somewhat unsupportive	Not supportive at all	
<u>Q3. 4th choice (Cont.)</u>						
Gymnastics programming space	0.2%	0.0%	0.0%	0.0%	0.0%	0.2%
Culinary arts demonstration kitchen	5.2%	4.5%	2.2%	4.5%	1.6%	4.9%
Teen gathering space	0.5%	0.0%	0.0%	0.0%	0.0%	0.3%
Training space for outdoor sports	1.7%	4.5%	2.2%	4.5%	0.0%	2.1%
Other	1.5%	0.0%	0.0%	0.0%	0.0%	0.9%
None chosen	13.6%	21.3%	52.2%	59.1%	84.4%	26.6%

**SUM OF THE TOP FOUR CHOICES****Q3. Which FOUR of the features listed in Question 2 would ADULTS in your household age 19 or older use MOST OFTEN if they were included in a new multigenerational community center? (top 4)**

N=632

Q7. How strongly would you support construction of a  
community center?

	Very supportive	Somewhat supportive	Neutral	Somewhat unsupportive	Not supportive at all	Total
--	--------------------	------------------------	---------	--------------------------	-----------------------------	-------

Q3. Top choice

Multipurpose courts for basketball, volleyball, etc.	20.1%	16.9%	4.3%	4.5%	3.1%	16.0%
Weight room/cardiovascular equipment area	68.2%	65.2%	32.6%	27.3%	7.8%	57.1%
Multipurpose space for classes/meetings/parties	11.4%	11.2%	17.4%	27.3%	6.3%	11.9%
Aerobics/fitness/martial arts/dance space	45.7%	33.7%	21.7%	13.6%	3.1%	36.6%
Arts & crafts rooms	8.4%	7.9%	10.9%	0.0%	3.1%	7.8%
Meeting & event space	8.4%	5.6%	15.2%	9.1%	6.3%	8.4%
Lap lanes for exercise swimming	41.7%	38.2%	21.7%	27.3%	10.9%	35.6%
Warm water areas for therapeutic purposes	24.1%	31.5%	17.4%	18.2%	10.9%	23.1%
Leisure pool zero depth entry	23.8%	14.6%	4.3%	0.0%	4.7%	18.0%

**SUM OF THE TOP FOUR CHOICES****Q3. Which FOUR of the features listed in Question 2 would ADULTS in your household age 19 or older use MOST OFTEN if they were included in a new multigenerational community center? (top 4)**

N=632

Q7. How strongly would you support construction of a community center?

	Very supportive	Somewhat supportive	Neutral	Somewhat unsupportive	Not supportive at all	Total
--	-----------------	---------------------	---------	-----------------------	-----------------------	-------

Q3. Top choice (Cont.)

Indoor stage/performing arts	2.2%	0.0%	0.0%	0.0%	1.6%	1.7%
Rock climbing wall	10.4%	5.6%	2.2%	0.0%	3.1%	7.9%
Childcare (while using facility)	9.9%	10.1%	4.3%	0.0%	0.0%	8.1%
Unstructured indoor play space	1.5%	3.4%	2.2%	0.0%	0.0%	1.6%
Unstructured indoor gathering space	2.2%	4.5%	4.3%	0.0%	1.6%	2.5%
Preschool programming space	0.2%	0.0%	2.2%	0.0%	0.0%	0.3%
Senior programming space	13.2%	22.5%	28.3%	22.7%	4.7%	15.5%
Indoor running/walking track	47.6%	52.8%	39.1%	22.7%	15.6%	43.5%
Indoor turf field	5.5%	9.0%	4.3%	4.5%	0.0%	5.2%

**SUM OF THE TOP FOUR CHOICES**

**Q3. Which FOUR of the features listed in Question 2 would ADULTS in your household age 19 or older use MOST OFTEN if they were included in a new multigenerational community center? (top 4)**

N=632

	Q7. How strongly would you support construction of a community center?					Total
	Very supportive	Somewhat supportive	Neutral	Somewhat unsupportive	Not supportive at all	
<u>Q3. Top choice (Cont.)</u>						
Blackbox performance theater	1.2%	1.1%	0.0%	4.5%	0.0%	1.1%
Gymnastics programming space	0.7%	0.0%	0.0%	0.0%	0.0%	0.5%
Culinary arts demonstration kitchen	9.2%	9.0%	8.7%	13.6%	4.7%	9.2%
Teen gathering space	2.0%	0.0%	0.0%	0.0%	0.0%	1.3%
Training space for outdoor sports	4.0%	5.6%	2.2%	4.5%	0.0%	3.6%
Other	4.5%	2.2%	4.3%	0.0%	1.6%	3.6%
None chosen	5.0%	7.9%	26.1%	45.5%	71.9%	15.5%

**Q4. Which FOUR of the features listed in Question 2 would YOUTH in your household age 18 or younger use MOST OFTEN if they were included in a new multigenerational community center?**

N=632

	Q7. How strongly would you support construction of a community center?					Total
	Very supportive	Somewhat supportive	Neutral	Somewhat unsupportive	Not supportive at all	

**Q4. Top choice**

Multipurpose courts for basketball, volleyball, etc.	12.2%	5.6%	2.2%	0.0%	0.0%	8.7%
Weight room/cardiovascular equipment area	4.0%	1.1%	2.2%	0.0%	0.0%	2.8%
Multipurpose space for classes/meetings/parties	0.5%	0.0%	0.0%	0.0%	0.0%	0.3%
Aerobics/fitness/martial arts/dance space	1.7%	2.2%	2.2%	0.0%	0.0%	1.6%
Arts & crafts rooms	2.0%	2.2%	0.0%	0.0%	0.0%	1.6%
Lap lanes for exercise swimming	1.7%	2.2%	2.2%	4.5%	0.0%	1.7%
Leisure pool zero depth entry	13.9%	3.4%	4.3%	0.0%	1.6%	9.8%
Rock climbing wall	0.2%	2.2%	0.0%	0.0%	0.0%	0.5%
Childcare (while using facility)	4.2%	3.4%	0.0%	0.0%	0.0%	3.2%



**Q4. Which FOUR of the features listed in Question 2 would YOUTH in your household age 18 or younger use MOST OFTEN if they were included in a new multigenerational community center?**

N=632

Q7. How strongly would you support construction of a community center?

	Very supportive	Somewhat supportive	Neutral	Somewhat unsupportive	Not supportive at all	Total
--	-----------------	---------------------	---------	-----------------------	-----------------------	-------

**Q4. Top choice (Cont.)**

Unstructured indoor play space	4.5%	2.2%	2.2%	0.0%	0.0%	3.3%
Unstructured indoor gathering space	0.2%	0.0%	0.0%	0.0%	0.0%	0.2%
Preschool programming space	0.2%	0.0%	0.0%	0.0%	0.0%	0.2%
Senior programming space	0.0%	2.2%	0.0%	0.0%	0.0%	0.3%
Indoor turf field	1.7%	2.2%	0.0%	9.1%	0.0%	1.7%
Blackbox performance theater	0.2%	0.0%	0.0%	0.0%	0.0%	0.2%
Gymnastics programming space	1.0%	1.1%	0.0%	0.0%	0.0%	0.8%
Teen gathering space	4.0%	1.1%	0.0%	0.0%	0.0%	2.7%
Training space for outdoor sports	1.7%	1.1%	0.0%	0.0%	0.0%	1.3%
Other	1.0%	2.2%	0.0%	0.0%	0.0%	0.9%
None chosen	44.9%	65.2%	84.8%	86.4%	98.4%	58.2%

**Q4. Which FOUR of the features listed in Question 2 would YOUTH in your household age 18 or younger use MOST OFTEN if they were included in a new multigenerational community center?**

N=632

	Q7. How strongly would you support construction of a community center?					Total
	Very supportive	Somewhat supportive	Neutral	Somewhat unsupportive	Not supportive at all	
<u>Q4. 2nd choice</u>						
Multipurpose courts for basketball, volleyball, etc.	4.2%	4.5%	0.0%	0.0%	0.0%	3.3%
Weight room/cardiovascular equipment area	4.7%	1.1%	0.0%	4.5%	0.0%	3.3%
Multipurpose space for classes/meetings/parties	0.7%	0.0%	0.0%	0.0%	0.0%	0.5%
Aerobics/fitness/martial arts/dance space	1.2%	0.0%	0.0%	0.0%	0.0%	0.8%
Arts & crafts rooms	3.7%	2.2%	0.0%	0.0%	0.0%	2.7%
Lap lanes for exercise swimming	2.0%	1.1%	0.0%	4.5%	0.0%	1.6%
Warm water areas for therapeutic purposes	0.0%	0.0%	2.2%	0.0%	0.0%	0.2%
Leisure pool zero depth entry	7.2%	6.7%	0.0%	0.0%	0.0%	5.5%
Indoor stage/performing arts	0.7%	0.0%	0.0%	0.0%	0.0%	0.5%

**Q4. Which FOUR of the features listed in Question 2 would YOUTH in your household age 18 or younger use MOST OFTEN if they were included in a new multigenerational community center?**

N=632

Q7. How strongly would you support construction of a community center?

	Very supportive	Somewhat supportive	Neutral	Somewhat unsupportive	Not supportive at all	Total
--	-----------------	---------------------	---------	-----------------------	-----------------------	-------

Q4. 2nd choice (Cont.)

Rock climbing wall	4.0%	0.0%	4.3%	0.0%	1.6%	3.0%
Childcare (while using facility)	3.2%	2.2%	2.2%	0.0%	0.0%	2.5%
Unstructured indoor play space	6.7%	2.2%	0.0%	0.0%	0.0%	4.6%
Unstructured indoor gathering space	0.7%	0.0%	2.2%	0.0%	0.0%	0.6%
Preschool programming space	3.2%	1.1%	0.0%	0.0%	0.0%	2.2%
Indoor running/walking track	1.0%	1.1%	2.2%	0.0%	0.0%	0.9%
Indoor turf field	3.2%	2.2%	0.0%	0.0%	0.0%	2.4%
Gymnastics programming space	1.0%	1.1%	0.0%	0.0%	0.0%	0.8%
Culinary arts demonstration kitchen	0.2%	1.1%	0.0%	0.0%	0.0%	0.3%
Teen gathering space	2.7%	3.4%	0.0%	0.0%	0.0%	2.2%
Training space for outdoor sports	3.2%	0.0%	2.2%	0.0%	0.0%	2.2%
Other	0.2%	0.0%	0.0%	0.0%	0.0%	0.2%
None chosen	45.9%	69.7%	84.8%	90.9%	98.4%	59.7%

**Q4. Which FOUR of the features listed in Question 2 would YOUTH in your household age 18 or younger use MOST OFTEN if they were included in a new multigenerational community center?**

N=632

Q7. How strongly would you support construction of a community center?

	Very supportive	Somewhat supportive	Neutral	Somewhat unsupportive	Not supportive at all	Total
--	-----------------	---------------------	---------	-----------------------	-----------------------	-------

Q4. 3rd choice

Multipurpose courts for basketball, volleyball, etc.	4.5%	0.0%	2.2%	4.5%	0.0%	3.2%
Weight room/cardiovascular equipment area	1.7%	1.1%	0.0%	0.0%	0.0%	1.3%
Multipurpose space for classes/meetings/parties	0.7%	1.1%	0.0%	0.0%	0.0%	0.6%
Aerobics/fitness/martial arts/dance space	1.7%	0.0%	0.0%	0.0%	0.0%	1.1%
Arts & crafts rooms	2.2%	2.2%	2.2%	0.0%	0.0%	1.9%
Lap lanes for exercise swimming	0.5%	1.1%	0.0%	0.0%	0.0%	0.5%
Warm water areas for therapeutic purposes	1.0%	1.1%	0.0%	0.0%	0.0%	0.8%
Leisure pool zero depth entry	4.7%	3.4%	0.0%	0.0%	0.0%	3.5%
Indoor stage/performing arts	0.7%	1.1%	2.2%	0.0%	0.0%	0.8%

**Q4. Which FOUR of the features listed in Question 2 would YOUTH in your household age 18 or younger use MOST OFTEN if they were included in a new multigenerational community center?**

N=632

Q7. How strongly would you support construction of a community center?

	Very supportive	Somewhat supportive	Neutral	Somewhat unsupportive	Not supportive at all	Total
--	-----------------	---------------------	---------	-----------------------	-----------------------	-------

Q4. 3rd choice (Cont.)

Rock climbing wall	8.7%	4.5%	2.2%	4.5%	0.0%	6.5%
Childcare (while using facility)	1.5%	1.1%	0.0%	0.0%	0.0%	1.1%
Unstructured indoor play space	6.0%	2.2%	0.0%	0.0%	0.0%	4.1%
Unstructured indoor gathering space	1.2%	1.1%	0.0%	0.0%	0.0%	0.9%
Preschool programming space	4.0%	3.4%	2.2%	0.0%	0.0%	3.2%
Senior programming space	0.2%	0.0%	0.0%	0.0%	0.0%	0.2%
Indoor running/walking track	3.2%	1.1%	0.0%	0.0%	0.0%	2.2%
Indoor turf field	3.0%	0.0%	2.2%	0.0%	1.6%	2.2%
Blackbox performance theater	0.5%	0.0%	0.0%	0.0%	0.0%	0.3%
Gymnastics programming space	1.0%	3.4%	0.0%	0.0%	0.0%	1.1%
Culinary arts demonstration kitchen	0.7%	0.0%	0.0%	0.0%	0.0%	0.5%
Teen gathering space	1.0%	1.1%	0.0%	0.0%	0.0%	0.8%
Training space for outdoor sports	3.5%	0.0%	0.0%	0.0%	0.0%	2.2%
None chosen	47.6%	70.8%	87.0%	90.9%	98.4%	61.1%

**Q4. Which FOUR of the features listed in Question 2 would YOUTH in your household age 18 or younger use MOST OFTEN if they were included in a new multigenerational community center?**

N=632

	Q7. How strongly would you support construction of a community center?					Total
	Very supportive	Somewhat supportive	Neutral	Somewhat unsupportive	Not supportive at all	
<u>Q4. 4th choice</u>						
Multipurpose courts for basketball, volleyball, etc.	2.0%	1.1%	0.0%	0.0%	1.6%	1.6%
Weight room/cardiovascular equipment area	1.0%	1.1%	0.0%	0.0%	0.0%	0.8%
Multipurpose space for classes/meetings/parties	1.5%	0.0%	0.0%	0.0%	0.0%	0.9%
Aerobics/fitness/martial arts/dance space	2.5%	1.1%	0.0%	0.0%	0.0%	1.7%
Arts & crafts rooms	4.7%	1.1%	0.0%	4.5%	0.0%	3.3%
Meeting & event space	0.5%	2.2%	0.0%	0.0%	0.0%	0.6%
Lap lanes for exercise swimming	2.2%	0.0%	2.2%	0.0%	0.0%	1.6%
Warm water areas for therapeutic purposes	0.7%	0.0%	0.0%	0.0%	0.0%	0.5%
Leisure pool zero depth entry	2.7%	2.2%	0.0%	0.0%	0.0%	2.1%

**Q4. Which FOUR of the features listed in Question 2 would YOUTH in your household age 18 or younger use MOST OFTEN if they were included in a new multigenerational community center?**

N=632

Q7. How strongly would you support construction of a community center?

	Q7. How strongly would you support construction of a community center?					Total
	Very supportive	Somewhat supportive	Neutral	Somewhat unsupportive	Not supportive at all	
<u>Q4. 4th choice (Cont.)</u>						
Indoor stage/performing arts	0.7%	1.1%	0.0%	0.0%	0.0%	0.6%
Rock climbing wall	5.2%	4.5%	2.2%	0.0%	0.0%	4.1%
Childcare (while using facility)	2.2%	1.1%	0.0%	0.0%	0.0%	1.6%
Unstructured indoor play space	2.5%	1.1%	0.0%	0.0%	0.0%	1.7%
Unstructured indoor gathering space	0.7%	3.4%	2.2%	0.0%	0.0%	1.1%
Preschool programming space	1.5%	1.1%	0.0%	0.0%	0.0%	1.1%
Indoor running/walking track	1.2%	0.0%	0.0%	0.0%	0.0%	0.8%
Indoor turf field	5.0%	0.0%	0.0%	0.0%	0.0%	3.2%
Gymnastics programming space	3.5%	0.0%	0.0%	0.0%	0.0%	2.2%
Culinary arts demonstration kitchen	0.5%	0.0%	0.0%	0.0%	0.0%	0.3%
Teen gathering space	3.7%	0.0%	0.0%	0.0%	0.0%	2.4%
Training space for outdoor sports	4.0%	3.4%	4.3%	4.5%	0.0%	3.5%
Other	0.5%	0.0%	0.0%	0.0%	0.0%	0.3%
None chosen	50.9%	75.3%	89.1%	90.9%	98.4%	63.9%

**SUM OF THE TOP FOUR CHOICES****Q4. Which FOUR of the features listed in Question 2 would YOUTH in your household age 18 or younger use MOST OFTEN if they were included in a new multigenerational community center? (top 4)**

N=632

Q7. How strongly would you support construction of a  
community center?

Total

Very supportive	Somewhat supportive	Neutral	Somewhat unsupportive	Not supportive at all	Total
--------------------	------------------------	---------	--------------------------	-----------------------------	-------

Q4. Top choice

Multipurpose courts for basketball, volleyball, etc.	22.8%	11.2%	4.3%	4.5%	1.6%	16.8%
Weight room/cardiovascular equipment area	11.4%	4.5%	2.2%	4.5%	0.0%	8.2%
Multipurpose space for classes/meetings/parties	3.5%	1.1%	0.0%	0.0%	0.0%	2.4%
Aerobics/fitness/martial arts/dance space	7.2%	3.4%	2.2%	0.0%	0.0%	5.2%
Arts & crafts rooms	12.7%	7.9%	2.2%	4.5%	0.0%	9.5%
Meeting & event space	0.5%	2.2%	0.0%	0.0%	0.0%	0.6%
Lap lanes for exercise swimming	6.5%	4.5%	4.3%	9.1%	0.0%	5.4%
Warm water areas for therapeutic purposes	1.7%	1.1%	2.2%	0.0%	0.0%	1.4%
Leisure pool zero depth entry	28.5%	15.7%	4.3%	0.0%	1.6%	20.9%



**SUM OF THE TOP FOUR CHOICES**

**Q4. Which FOUR of the features listed in Question 2 would YOUTH in your household age 18 or younger use MOST OFTEN if they were included in a new multigenerational community center? (top 4)**

N=632

	Q7. How strongly would you support construction of a community center?					Total
	Very supportive	Somewhat supportive	Neutral	Somewhat unsupportive	Not supportive at all	
<u>Q4. Top choice (Cont.)</u>						
Indoor stage/performing arts	2.2%	2.2%	2.2%	0.0%	0.0%	1.9%
Rock climbing wall	18.1%	11.2%	8.7%	4.5%	1.6%	14.1%
Childcare (while using facility)	11.2%	7.9%	2.2%	0.0%	0.0%	8.4%
Unstructured indoor play space	19.6%	7.9%	2.2%	0.0%	0.0%	13.8%
Unstructured indoor gathering space	3.0%	4.5%	4.3%	0.0%	0.0%	2.8%
Preschool programming space	8.9%	5.6%	2.2%	0.0%	0.0%	6.6%
Senior programming space	0.2%	2.2%	0.0%	0.0%	0.0%	0.5%
Indoor running/walking track	5.5%	2.2%	2.2%	0.0%	0.0%	4.0%
Indoor turf field	12.9%	4.5%	2.2%	9.1%	1.6%	9.5%

**SUM OF THE TOP FOUR CHOICES**

**Q4. Which FOUR of the features listed in Question 2 would YOUTH in your household age 18 or younger use MOST OFTEN if they were included in a new multigenerational community center? (top 4)**

N=632

	Q7. How strongly would you support construction of a community center?					Total
	Very supportive	Somewhat supportive	Neutral	Somewhat unsupportive	Not supportive at all	
<u>Q4. Top choice (Cont.)</u>						
Blackbox performance theater	0.7%	0.0%	0.0%	0.0%	0.0%	0.5%
Gymnastics programming space	6.5%	5.6%	0.0%	0.0%	0.0%	4.9%
Culinary arts demonstration kitchen	1.5%	1.1%	0.0%	0.0%	0.0%	1.1%
Teen gathering space	11.4%	5.6%	0.0%	0.0%	0.0%	8.1%
Training space for outdoor sports	12.4%	4.5%	6.5%	4.5%	0.0%	9.2%
Other	1.7%	2.2%	0.0%	0.0%	0.0%	1.4%
None chosen	44.9%	65.2%	84.8%	86.4%	98.4%	58.2%

**Q5. Please check ALL of the activities listed below that your household would use at a community center.**

N=632	Q7. How strongly would you support construction of a community center?					Total
	Very supportive	Somewhat supportive	Neutral	Somewhat unsupportive	Not supportive at all	
<u>Q5. All activities your household would use at a community center</u>						
Exercise & fitness	93.5%	87.6%	65.2%	36.4%	18.8%	80.4%
Team sports	42.4%	21.3%	10.9%	4.5%	0.0%	31.0%
Drop-in activities	63.5%	42.7%	26.1%	4.5%	9.4%	50.2%
Classes	79.9%	69.7%	56.5%	18.2%	10.9%	67.4%
Meeting & event space	42.2%	34.8%	21.7%	9.1%	6.3%	34.8%
Art & theater	39.0%	24.7%	17.4%	4.5%	9.4%	31.3%
Childcare (while using facility)	28.5%	15.7%	6.5%	0.0%	0.0%	20.9%
Senior activities	34.2%	56.2%	50.0%	36.4%	14.1%	36.6%
Aquatics	75.7%	60.7%	37.0%	22.7%	12.5%	61.9%
Lifelong learning classes	55.6%	52.8%	32.6%	22.7%	12.5%	47.9%
Other	2.7%	2.2%	2.2%	0.0%	0.0%	2.2%
Wouldn't use a community center	0.7%	2.2%	13.0%	36.4%	65.6%	10.0%

**WITHOUT "NOT PROVIDED"**

**Q6. Much of the cost of operating a new multigenerational community center would need to be covered by user fees. Knowing this, which ONE of the following would be your preferred way of paying to use a multigenerational community center if it had the features you most prefer? (without "not provided")**

N=632

Q7. How strongly would you support construction of a community center?						Total
Very supportive	Somewhat supportive	Neutral	Somewhat unsupportive	Not supportive at all		

**Q6. What would be your preferred way of paying to use a multigenerational community center if it had features you most prefer**

Monthly family pass	49.8%	22.5%	11.9%	5.0%	1.6%	36.6%
Monthly adult pass	28.3%	22.5%	16.7%	10.0%	1.6%	23.3%
Monthly senior center access only	11.3%	30.3%	16.7%	20.0%	3.3%	13.9%
Pay per visit	5.3%	9.0%	19.0%	20.0%	1.6%	7.0%
Don't know	4.5%	10.1%	11.9%	15.0%	1.6%	6.0%
I'm not willing to pay to use the center	1.0%	5.6%	23.8%	30.0%	90.2%	13.3%

**WITHOUT "NOT PROVIDED"**

**Q6a. What is the MAXIMUM amount you would be willing to pay for a MONTHLY FAMILY pass (4 or more people) to use a new multigenerational community center if it had the features most important to your household? (without "not provided")**

N=263

Q7. How strongly would you support construction of a community center?

	Very supportive	Somewhat supportive	Neutral	Somewhat unsupportive	Not supportive at all	Total
--	-----------------	---------------------	---------	-----------------------	-----------------------	-------

Q6a. Maximum amount you would be willing to pay for a monthly family pass

\$125+ per month	13.9%	8.0%	12.5%	0.0%	0.0%	12.9%
\$100-\$124 per month	20.6%	12.0%	0.0%	0.0%	0.0%	18.5%
\$75-\$99 per month	34.4%	40.0%	50.0%	25.0%	0.0%	35.1%
Less than \$75 per month	31.1%	40.0%	37.5%	75.0%	100.0%	33.5%

**WITHOUT "NOT PROVIDED"**

**Q6b. What is the MAXIMUM amount you would be willing to pay for a MONTHLY COUPLES pass to use a new multigenerational community center if it had the features most important to your household? (without "not provided")**

N=181

Q7. How strongly would you support construction of a community center?					Total
Very supportive	Somewhat supportive	Neutral	Somewhat unsupportive	Not supportive at all	

Q6b. Maximum amount you would be willing to pay for a monthly couples pass

\$100+ per month	5.1%	4.3%	10.0%	0.0%	0.0%	5.0%
\$75-\$99 per month	21.2%	4.3%	30.0%	25.0%	50.0%	20.1%
\$50-\$74 per month	49.2%	43.5%	30.0%	0.0%	0.0%	44.7%
Less than \$50 per month	24.6%	47.8%	30.0%	75.0%	50.0%	30.2%

**WITHOUT "NOT PROVIDED"**

**Q6c. What is the MAXIMUM amount you would be willing to pay for a MONTHLY INDIVIDUAL pass to use a new multigenerational community center if it had the features most important to your household? (without "not provided")**

N=181

Q7. How strongly would you support construction of a community center?

	Very supportive	Somewhat supportive	Neutral	Somewhat unsupportive	Not supportive at all	Total
--	-----------------	---------------------	---------	-----------------------	-----------------------	-------

Q6c. Maximum amount you would be willing to pay for a monthly individual pass

\$50+ per month	13.0%	7.1%	30.0%	0.0%	0.0%	12.9%
\$40-\$49 per month	26.8%	10.7%	20.0%	20.0%	0.0%	22.9%
\$30-\$39 per month	40.7%	35.7%	20.0%	40.0%	0.0%	37.6%
Less than \$30 per month	19.5%	46.4%	30.0%	40.0%	100.0%	26.5%

**WITHOUT "NOT PROVIDED"**

**Q6d. What is the MAXIMUM amount you would be willing to pay for a MONTHLY SENIOR INDIVIDUAL pass to use a new multigenerational community center if it had the features most important to your household? (without "not provided")**

N=123

Q7. How strongly would you support construction of a community center?

	Very supportive	Somewhat supportive	Neutral	Somewhat unsupportive	Not supportive at all	Total
--	-----------------	---------------------	---------	-----------------------	-----------------------	-------

Q6d. Maximum amount you would be willing to pay for a monthly senior individual pass

\$50+ per month	10.0%	0.0%	22.2%	0.0%	50.0%	8.4%
\$40-\$49 per month	20.0%	24.1%	11.1%	20.0%	0.0%	19.6%
\$30-\$39 per month	28.3%	20.7%	11.1%	0.0%	0.0%	23.4%
Less than \$30 per month	41.7%	55.2%	55.6%	80.0%	50.0%	48.6%



**WITHOUT "NOT PROVIDED"**

**Q6e. What is the MAXIMUM amount you would be willing to pay for a DAILY ADULT fee to use a new multigenerational community center if it had the features most important to your household? (without "not provided")**

N=80	Q7. How strongly would you support construction of a community center?					Total
	Very supportive	Somewhat supportive	Neutral	Somewhat unresponsive	Not supportive at all	
<u>Q6e. Maximum amount you would be willing to pay for a daily adult fee</u>						
\$10+ per visit	5.4%	13.3%	18.2%	0.0%	0.0%	9.7%
\$8-9 per visit	16.2%	6.7%	18.2%	0.0%	0.0%	12.5%
\$6-7 per visit	29.7%	33.3%	18.2%	20.0%	50.0%	27.8%
\$5 or less per visit	48.6%	46.7%	45.5%	80.0%	50.0%	50.0%

**WITHOUT "NOT PROVIDED"**

**Q6f. What is the MAXIMUM amount you would be willing to pay for a DAILY CHILD fee to use a new multigenerational community center if it had the features most important to your household? (without "not provided")**

N=80

	Q7. How strongly would you support construction of a community center?					Total
	Very supportive	Somewhat supportive	Neutral	Somewhat unsupportive	Not supportive at all	
<u>Q6f. Maximum amount you would be willing to pay for a daily child fee</u>						
\$8+ per visit	16.7%	25.0%	40.0%	0.0%	0.0%	17.8%
\$7 per visit	16.7%	0.0%	0.0%	20.0%	0.0%	11.1%
\$6 per visit	0.0%	12.5%	0.0%	0.0%	0.0%	2.2%
\$5 per visit	37.5%	50.0%	20.0%	20.0%	0.0%	35.6%
\$4 or less per visit	29.2%	12.5%	40.0%	60.0%	100.0%	33.3%

**WITHOUT "NOT PROVIDED"**

**Q7. How strongly would you support the construction of a community center that included the features most important to your household, if it could be accomplished without increasing taxes on residents? (without "not provided")**

N=632	Q7. How strongly would you support construction of a community center?					Total
	Very supportive	Somewhat supportive	Neutral	Somewhat unresponsive	Not supportive at all	

Q7. How strongly would you support construction of a community center?

Very supportive	100.0%	0.0%	0.0%	0.0%	0.0%	64.6%
Somewhat supportive	0.0%	100.0%	0.0%	0.0%	0.0%	14.3%
Neutral	0.0%	0.0%	100.0%	0.0%	0.0%	7.4%
Somewhat unresponsive	0.0%	0.0%	0.0%	100.0%	0.0%	3.5%
Not supportive at all	0.0%	0.0%	0.0%	0.0%	100.0%	10.3%

**Q7a. If you answered "Somewhat Unsupportive" or "Not Supportive at All" to Question 7, please indicate why you answered this way.**

N=86

Q7. How strongly would you support construction of a community center?		Total
Somewhat unsupportive	Not supportive at all	

**Q7a. Why did you answer "somewhat unsupportive" or "not supportive at all" to Question 7**

I need more information before I can answer	36.4%	3.1%	11.6%
Our household wouldn't use it	59.1%	51.6%	53.5%
I think that user fees will be too expensive	13.6%	17.2%	16.3%
There isn't a need for a community center in Upper Arlington	22.7%	35.9%	32.6%
I believe it will compete too much with private providers	27.3%	15.6%	18.6%
I don't believe that a community center is an appropriate role for a government/ don't support using tax dollars	18.2%	62.5%	51.2%
Other	0.0%	14.1%	10.5%

**WITHOUT "NOT PROVIDED"****Q8. How strongly would you support the construction of a community center that included the features most important to your household, if it required increasing taxes? (without "not provided")**

N=632

	Q7. How strongly would you support construction of a community center?					Total
	Very supportive	Somewhat supportive	Neutral	Somewhat unsupportive	Not supportive at all	
<u>Q8. How strongly would you support construction of a community center</u>						
Very supportive	43.6%	6.8%	4.5%	0.0%	0.0%	29.4%
Somewhat supportive	28.9%	34.1%	9.1%	13.6%	0.0%	25.2%
Neutral	10.7%	15.9%	43.2%	0.0%	1.6%	12.4%
Somewhat unsupportive	7.0%	23.9%	13.6%	36.4%	1.6%	10.3%
Not supportive at all	9.7%	19.3%	29.5%	50.0%	96.9%	22.8%

**Q8a. If you answered "Somewhat Unsupportive" or "Not Supportive at All" to Question 8, please indicate why you answered this way.**

N=206	Q7. How strongly would you support construction of a community center?					Total
	Very supportive	Somewhat supportive	Neutral	Somewhat unsupportive	Not supportive at all	
<u>Q8a. Why did you answer "somewhat unsupportive" or "not supportive at all" to Question 8</u>						
I need more information before I can answer	17.9%	18.4%	21.1%	21.1%	4.8%	14.6%
Our household wouldn't use it	7.5%	21.1%	31.6%	47.4%	54.0%	30.1%
I am not willing to pay more taxes to support a community center	40.3%	50.0%	15.8%	36.8%	54.0%	43.7%
There isn't a need for a community center in Upper Arlington	3.0%	0.0%	15.8%	15.8%	36.5%	15.0%
I believe it will compete too much with private providers	4.5%	5.3%	5.3%	31.6%	14.3%	10.2%
I don't believe that a community center is an appropriate role for a government/ don't support using tax dollars	14.9%	13.2%	0.0%	21.1%	52.4%	25.2%
I'm okay with the idea of a new community center, but I do not want to pay higher taxes	65.7%	78.9%	52.6%	31.6%	15.9%	48.5%
Other	16.4%	7.9%	0.0%	0.0%	14.3%	11.2%

**WITHOUT "DON'T KNOW"**

**Q9. Using a scale of 1 to 5, where 5 means "Strongly Agree" and 1 means "Strongly Disagree," please rate your level of agreement with the following statements. (without "don't know")**

N=632	Q7. How strongly would you support construction of a community center?					Total
	Very supportive	Somewhat supportive	Neutral	Somewhat unsupportive	Not supportive at all	
<u>Q9-1. It is valuable to me to have a community center</u>						
Strongly agree	61.3%	14.8%	4.9%	9.1%	0.0%	43.2%
Agree	29.5%	39.8%	26.8%	4.5%	3.6%	27.7%
Neutral	7.8%	37.5%	53.7%	31.8%	12.5%	16.4%
Disagree	1.0%	8.0%	12.2%	31.8%	12.5%	4.9%
Strongly disagree	0.5%	0.0%	2.4%	22.7%	71.4%	7.8%
<u>Q9-2. I believe a community center would boost property values in our community</u>						
Strongly agree	56.6%	18.4%	5.0%	11.8%	1.8%	41.0%
Agree	29.6%	47.1%	37.5%	17.6%	7.3%	30.3%
Neutral	12.1%	25.3%	32.5%	64.7%	21.8%	18.0%
Disagree	1.5%	9.2%	20.0%	5.9%	16.4%	5.4%
Strongly disagree	0.3%	0.0%	5.0%	0.0%	52.7%	5.4%

**WITHOUT "DON'T KNOW"**

**Q9. Using a scale of 1 to 5, where 5 means "Strongly Agree" and 1 means "Strongly Disagree," please rate your level of agreement with the following statements. (without "don't know")**

N=632	Q7. How strongly would you support construction of a community center?					Total
	Very supportive	Somewhat supportive	Neutral	Somewhat unsupportive	Not supportive at all	
<u>Q9-3. City of Upper Arlington needs a community center</u>						
Strongly agree	64.8%	16.3%	9.8%	9.1%	3.4%	46.2%
Agree	22.6%	34.9%	12.2%	4.5%	5.1%	21.5%
Neutral	10.6%	37.2%	58.5%	54.5%	13.6%	19.4%
Disagree	1.8%	10.5%	12.2%	18.2%	16.9%	5.7%
Strongly disagree	0.3%	1.2%	7.3%	13.6%	61.0%	7.2%
<u>Q9-4. A community center should be geographically located as close to middle of our community as possible</u>						
Strongly agree	43.2%	24.4%	13.2%	15.0%	13.3%	35.1%
Agree	31.8%	45.3%	47.4%	60.0%	22.2%	35.5%
Neutral	21.7%	25.6%	36.8%	15.0%	28.9%	23.3%
Disagree	2.0%	1.2%	2.6%	5.0%	4.4%	2.2%
Strongly disagree	1.3%	3.5%	0.0%	5.0%	31.1%	3.9%



**WITHOUT "DON'T KNOW"**

**Q9. Using a scale of 1 to 5, where 5 means "Strongly Agree" and 1 means "Strongly Disagree," please rate your level of agreement with the following statements. (without "don't know")**

N=632	Q7. How strongly would you support construction of a community center?					Total
	Very supportive	Somewhat supportive	Neutral	Somewhat unsupportive	Not supportive at all	
<u>Q9-5. Our community needs more fitness, recreation &amp; social opportunities for youth &amp; teens</u>						
Strongly agree	53.5%	9.5%	5.9%	11.1%	3.5%	38.0%
Agree	28.1%	41.7%	38.2%	11.1%	3.5%	27.6%
Neutral	13.6%	32.1%	41.2%	27.8%	24.6%	19.4%
Disagree	4.5%	10.7%	8.8%	33.3%	14.0%	7.7%
Strongly disagree	0.3%	6.0%	5.9%	16.7%	54.4%	7.3%
<u>Q9-6. Our community needs more fitness, recreation &amp; social opportunities for seniors</u>						
Strongly agree	51.6%	13.6%	13.2%	13.6%	3.5%	37.2%
Agree	28.9%	51.9%	42.1%	36.4%	10.5%	31.6%
Neutral	15.9%	27.2%	31.6%	27.3%	19.3%	19.5%
Disagree	2.7%	6.2%	7.9%	18.2%	17.5%	5.6%
Strongly disagree	0.8%	1.2%	5.3%	4.5%	49.1%	6.1%

**WITHOUT "DON'T KNOW"**

**Q9. Using a scale of 1 to 5, where 5 means "Strongly Agree" and 1 means "Strongly Disagree," please rate your level of agreement with the following statements. (without "don't know")**

N=632	Q7. How strongly would you support construction of a community center?					Total
	Very supportive	Somewhat supportive	Neutral	Somewhat unsupportive	Not supportive at all	

Q9-7. A community center should generate revenue from user fees (e.g., memberships, daily fees, rentals) to help cover cost of operations

Strongly agree	41.9%	26.7%	23.1%	42.1%	36.5%	38.0%
Agree	42.2%	53.5%	43.6%	21.1%	11.5%	40.6%
Neutral	13.0%	14.0%	30.8%	36.8%	19.2%	15.7%
Disagree	1.8%	3.5%	2.6%	0.0%	5.8%	2.4%
Strongly disagree	1.0%	2.3%	0.0%	0.0%	26.9%	3.4%

Q9-8. A community center should include social gathering spaces

Strongly agree	37.9%	14.9%	2.6%	11.1%	0.0%	28.0%
Agree	40.5%	54.0%	44.7%	50.0%	22.6%	41.7%
Neutral	18.5%	27.6%	47.4%	38.9%	35.8%	23.8%
Disagree	2.1%	3.4%	5.3%	0.0%	7.5%	2.9%
Strongly disagree	1.0%	0.0%	0.0%	0.0%	34.0%	3.7%

## **Section 3**

### **Question 8**

---

**Q1. Are you or other members of your household currently using any INDOOR recreation, sports, fitness, meeting space or aquatic facilities?**

N=632

Q8. How strongly would you support construction of a community center?					Total
Very supportive	Somewhat supportive	Neutral	Somewhat unsupportive	Not supportive at all	

**Q1. Are you currently using any indoor recreation, sports, fitness, meeting space or aquatic facilities**

Yes	75.4%	72.0%	70.1%	60.9%	48.6%	66.1%
No	24.6%	28.0%	29.9%	39.1%	51.4%	33.9%

**WITHOUT "NOT PROVIDED"**

**Q2. The City is considering developing a new multigenerational community center. Listed below are potential features that could be incorporated into the design of a multigenerational community center. For each one, please indicate approximately how often you and members of your household would use each of these features. (without "not provided")**

N=632

Q8. How strongly would you support construction of a community center?

	Very supportive	Somewhat supportive	Neutral	Somewhat unsupportive	Not supportive at all	Total
--	-----------------	---------------------	---------	-----------------------	-----------------------	-------

Q2-1. Multipurpose courts for basketball, volleyball, etc.

Several times per week	23.7%	5.9%	5.5%	3.3%	3.8%	10.3%
A few times per month	18.1%	13.8%	17.8%	11.7%	4.6%	13.1%
At least once a month	12.4%	11.8%	8.2%	8.3%	2.3%	9.2%
Less than once a month	12.4%	14.5%	13.7%	16.7%	5.3%	12.0%
Seldom/never	33.3%	53.9%	54.8%	60.0%	84.0%	55.4%

Q2-2. Weight room/cardiovascular equipment area

Several times per week	63.1%	44.2%	41.7%	48.4%	18.5%	44.3%
A few times per month	15.6%	25.0%	19.4%	27.4%	10.0%	18.8%
At least once a month	9.5%	9.6%	9.7%	3.2%	4.6%	7.7%
Less than once a month	3.4%	8.3%	5.6%	3.2%	9.2%	6.1%
Seldom/never	8.4%	12.8%	23.6%	17.7%	57.7%	23.1%

**WITHOUT "NOT PROVIDED"**

**Q2. The City is considering developing a new multigenerational community center. Listed below are potential features that could be incorporated into the design of a multigenerational community center. For each one, please indicate approximately how often you and members of your household would use each of these features. (without "not provided")**

N=632

Q8. How strongly would you support construction of a community center?

	Very supportive	Somewhat supportive	Neutral	Somewhat unresponsive	Not supportive at all	Total
--	-----------------	---------------------	---------	-----------------------	-----------------------	-------

Q2-3. Multipurpose space for classes/meetings/parties

Several times per week	8.5%	6.6%	4.1%	1.6%	0.8%	5.0%
A few times per month	11.9%	9.9%	13.7%	4.9%	5.5%	9.4%
At least once a month	24.4%	13.2%	13.7%	16.4%	7.0%	15.6%
Less than once a month	34.7%	44.7%	34.2%	36.1%	21.1%	34.3%
Seldom/never	20.5%	25.7%	34.2%	41.0%	65.6%	35.8%

Q2-4. Aerobics/fitness/martial arts/dance space

Several times per week	41.6%	31.2%	21.6%	16.9%	10.8%	27.2%
A few times per month	27.5%	20.1%	31.1%	28.8%	8.5%	22.1%
At least once a month	10.1%	16.2%	10.8%	13.6%	6.9%	11.4%
Less than once a month	11.2%	13.0%	10.8%	10.2%	7.7%	10.8%
Seldom/never	9.6%	19.5%	25.7%	30.5%	66.2%	28.5%

**WITHOUT "NOT PROVIDED"**

**Q2. The City is considering developing a new multigenerational community center. Listed below are potential features that could be incorporated into the design of a multigenerational community center. For each one, please indicate approximately how often you and members of your household would use each of these features. (without "not provided")**

N=632

	Q8. How strongly would you support construction of a community center?					Total
	Very supportive	Somewhat supportive	Neutral	Somewhat unresponsive	Not supportive at all	
<u>Q2-5. Arts &amp; crafts rooms</u>						
Several times per week	9.1%	4.6%	1.4%	1.7%	0.8%	4.3%
A few times per month	14.2%	9.8%	17.8%	12.1%	0.8%	10.2%
At least once a month	23.9%	13.1%	11.0%	12.1%	8.5%	14.7%
Less than once a month	23.9%	34.6%	24.7%	22.4%	15.4%	24.7%
Seldom/never	29.0%	37.9%	45.2%	51.7%	74.6%	46.0%
<u>Q2-6. Meeting &amp; event space</u>						
Several times per week	2.8%	3.3%	2.8%	1.7%	0.8%	2.4%
A few times per month	5.1%	4.6%	5.6%	1.7%	1.6%	3.9%
At least once a month	24.4%	12.6%	11.3%	10.2%	6.3%	14.3%
Less than once a month	42.0%	44.4%	31.0%	35.6%	27.3%	37.4%
Seldom/never	25.6%	35.1%	49.3%	50.8%	64.1%	42.0%

**WITHOUT "NOT PROVIDED"**

**Q2. The City is considering developing a new multigenerational community center. Listed below are potential features that could be incorporated into the design of a multigenerational community center. For each one, please indicate approximately how often you and members of your household would use each of these features. (without "not provided")**

N=632

	Q8. How strongly would you support construction of a community center?					Total
	Very supportive	Somewhat supportive	Neutral	Somewhat unresponsive	Not supportive at all	
<u>Q2-7. Lap lanes for exercise swimming</u>						
Several times per week	31.3%	24.7%	16.7%	18.3%	16.0%	23.2%
A few times per month	24.0%	24.0%	23.6%	16.7%	12.2%	20.5%
At least once a month	11.7%	14.3%	9.7%	10.0%	3.8%	10.3%
Less than once a month	8.9%	14.3%	16.7%	16.7%	9.2%	11.9%
Seldom/never	24.0%	22.7%	33.3%	38.3%	58.8%	34.1%
<u>Q2-8. Warm water areas for therapeutic purposes</u>						
Several times per week	24.6%	20.3%	13.7%	16.1%	10.7%	18.3%
A few times per month	19.0%	17.6%	27.4%	17.7%	9.9%	17.7%
At least once a month	17.3%	15.0%	13.7%	14.5%	9.2%	14.0%
Less than once a month	10.6%	20.9%	20.5%	8.1%	6.9%	13.4%
Seldom/never	28.5%	26.1%	24.7%	43.5%	63.4%	36.6%



**WITHOUT "NOT PROVIDED"**

**Q2. The City is considering developing a new multigenerational community center. Listed below are potential features that could be incorporated into the design of a multigenerational community center. For each one, please indicate approximately how often you and members of your household would use each of these features. (without "not provided")**

N=632

	Q8. How strongly would you support construction of a community center?					Total
	Very supportive	Somewhat supportive	Neutral	Somewhat unsupportive	Not supportive at all	
<u>Q2-9. Leisure pool zero depth entry</u>						
Several times per week	29.1%	15.1%	6.9%	11.3%	7.8%	16.4%
A few times per month	25.1%	19.1%	25.0%	14.5%	12.4%	19.8%
At least once a month	16.8%	16.4%	19.4%	17.7%	6.2%	14.6%
Less than once a month	8.4%	23.0%	15.3%	11.3%	6.2%	12.8%
Seldom/never	20.7%	26.3%	33.3%	45.2%	67.4%	36.4%
<u>Q2-10. Indoor stage/performing arts</u>						
Several times per week	2.9%	0.7%	0.0%	0.0%	1.5%	1.4%
A few times per month	5.9%	6.0%	2.9%	3.4%	0.8%	4.1%
At least once a month	20.0%	13.3%	11.4%	10.2%	6.9%	13.1%
Less than once a month	25.9%	23.3%	20.0%	20.3%	12.3%	20.8%
Seldom/never	45.3%	56.7%	65.7%	66.1%	78.5%	60.6%

**WITHOUT "NOT PROVIDED"**

**Q2. The City is considering developing a new multigenerational community center. Listed below are potential features that could be incorporated into the design of a multigenerational community center. For each one, please indicate approximately how often you and members of your household would use each of these features. (without "not provided")**

N=632

Q8. How strongly would you support construction of a community center?

	Very supportive	Somewhat supportive	Neutral	Somewhat unsupportive	Not supportive at all	Total
--	-----------------	---------------------	---------	-----------------------	-----------------------	-------

Q2-11. Rock climbing wall

Several times per week	12.4%	2.6%	4.2%	3.3%	1.5%	5.5%
A few times per month	15.7%	11.8%	18.1%	5.0%	3.8%	11.5%
At least once a month	18.5%	17.1%	11.1%	16.7%	4.6%	13.9%
Less than once a month	21.3%	16.4%	16.7%	16.7%	8.5%	16.2%
Seldom/never	32.0%	52.0%	50.0%	58.3%	81.5%	52.9%

Q2-12. Childcare (while using facility)

Several times per week	19.9%	12.0%	9.9%	6.8%	1.6%	11.1%
A few times per month	11.1%	5.3%	8.5%	3.4%	1.6%	6.5%
At least once a month	7.0%	8.7%	8.5%	8.5%	0.0%	6.1%
Less than once a month	8.2%	6.7%	4.2%	3.4%	1.6%	5.3%
Seldom/never	53.8%	67.3%	69.0%	78.0%	95.3%	71.0%

**WITHOUT "NOT PROVIDED"**

**Q2. The City is considering developing a new multigenerational community center. Listed below are potential features that could be incorporated into the design of a multigenerational community center. For each one, please indicate approximately how often you and members of your household would use each of these features. (without "not provided")**

N=632

Q8. How strongly would you support construction of a community center?

	Very supportive	Somewhat supportive	Neutral	Somewhat unsupportive	Not supportive at all	Total
--	-----------------	---------------------	---------	-----------------------	-----------------------	-------

Q2-13. Unstructured indoor play space

Several times per week	19.4%	8.7%	4.3%	3.5%	1.5%	9.2%
A few times per month	17.7%	8.0%	14.3%	1.8%	1.5%	9.7%
At least once a month	10.9%	12.0%	12.9%	15.8%	1.5%	9.7%
Less than once a month	11.4%	13.3%	12.9%	8.8%	3.1%	10.0%
Seldom/never	40.6%	58.0%	55.7%	70.2%	92.4%	61.5%

Q2-14. Unstructured indoor gathering space

Several times per week	9.2%	2.0%	0.0%	1.7%	0.0%	3.4%
A few times per month	12.1%	6.7%	11.3%	3.4%	1.5%	7.3%
At least once a month	16.7%	16.1%	9.9%	8.5%	4.6%	12.0%
Less than once a month	26.4%	35.6%	22.5%	20.3%	11.5%	24.4%
Seldom/never	35.6%	39.6%	56.3%	66.1%	82.3%	52.9%

**WITHOUT "NOT PROVIDED"**

**Q2. The City is considering developing a new multigenerational community center. Listed below are potential features that could be incorporated into the design of a multigenerational community center. For each one, please indicate approximately how often you and members of your household would use each of these features. (without "not provided")**

N=632

Q8. How strongly would you support construction of a  
community center?

	Very supportive	Somewhat supportive	Neutral	Somewhat unsupportive	Not supportive at all	Total
--	--------------------	------------------------	---------	--------------------------	-----------------------------	-------

Q2-15. Preschool programming space

Several times per week	12.6%	4.8%	0.0%	1.7%	0.8%	5.2%
A few times per month	6.0%	5.5%	4.3%	3.4%	0.8%	4.4%
At least once a month	9.0%	6.2%	2.9%	3.4%	2.4%	5.4%
Less than once a month	7.8%	10.3%	5.8%	6.9%	2.4%	6.8%
Seldom/never	64.7%	73.3%	87.0%	84.5%	93.7%	78.2%

Q2-16. Senior programming space

Several times per week	13.6%	15.2%	5.6%	12.3%	6.9%	11.4%
A few times per month	8.3%	18.5%	15.3%	12.3%	9.2%	12.6%
At least once a month	11.2%	15.2%	13.9%	12.3%	6.2%	11.4%
Less than once a month	4.1%	9.9%	15.3%	17.5%	13.8%	10.4%
Seldom/never	62.7%	41.1%	50.0%	45.6%	63.8%	54.1%

**WITHOUT "NOT PROVIDED"**

**Q2. The City is considering developing a new multigenerational community center. Listed below are potential features that could be incorporated into the design of a multigenerational community center. For each one, please indicate approximately how often you and members of your household would use each of these features. (without "not provided")**

N=632	Q8. How strongly would you support construction of a community center?					Total
	Very supportive	Somewhat supportive	Neutral	Somewhat unsupportive	Not supportive at all	
<u>Q2-17. Indoor running/walking track</u>						
Several times per week	48.6%	32.0%	27.4%	30.2%	16.7%	33.0%
A few times per month	24.9%	32.0%	26.0%	34.9%	14.4%	25.5%
At least once a month	12.7%	13.1%	19.2%	9.5%	10.6%	12.8%
Less than once a month	6.6%	9.8%	9.6%	7.9%	7.6%	8.2%
Seldom/never	7.2%	13.1%	17.8%	17.5%	50.8%	20.5%
<u>Q2-18. Indoor turf field</u>						
Several times per week	17.3%	3.4%	8.8%	6.6%	3.1%	8.3%
A few times per month	20.8%	10.1%	10.3%	8.2%	3.8%	11.5%
At least once a month	15.0%	15.4%	7.4%	8.2%	6.1%	11.5%
Less than once a month	12.7%	18.8%	13.2%	11.5%	5.3%	12.6%
Seldom/never	34.1%	52.3%	60.3%	65.6%	81.7%	56.0%

**WITHOUT "NOT PROVIDED"**

**Q2. The City is considering developing a new multigenerational community center. Listed below are potential features that could be incorporated into the design of a multigenerational community center. For each one, please indicate approximately how often you and members of your household would use each of these features. (without "not provided")**

N=632

	Q8. How strongly would you support construction of a community center?					Total
	Very supportive	Somewhat supportive	Neutral	Somewhat unresponsive	Not supportive at all	
<u>Q2-19. Blackbox performance theater</u>						
Several times per week	1.8%	1.4%	0.0%	0.0%	0.0%	0.9%
A few times per month	5.4%	1.4%	0.0%	0.0%	2.3%	2.4%
At least once a month	13.2%	8.2%	10.3%	10.2%	2.3%	8.7%
Less than once a month	18.6%	23.1%	16.2%	6.8%	9.3%	16.1%
Seldom/never	61.1%	66.0%	73.5%	83.1%	86.0%	71.9%
<u>Q2-20. Gymnastics programming space</u>						
Several times per week	4.7%	1.3%	0.0%	0.0%	0.0%	1.7%
A few times per month	12.4%	4.0%	9.9%	0.0%	3.1%	6.7%
At least once a month	12.9%	9.4%	2.8%	5.2%	4.6%	8.0%
Less than once a month	12.9%	8.1%	15.5%	8.6%	3.1%	9.4%
Seldom/never	57.1%	77.2%	71.8%	86.2%	89.2%	74.2%

**WITHOUT "NOT PROVIDED"**

**Q2. The City is considering developing a new multigenerational community center. Listed below are potential features that could be incorporated into the design of a multigenerational community center. For each one, please indicate approximately how often you and members of your household would use each of these features. (without "not provided")**

N=632

	Q8. How strongly would you support construction of a community center?					Total
	Very supportive	Somewhat supportive	Neutral	Somewhat unresponsive	Not supportive at all	
<u>Q2-21. Culinary arts demonstration kitchen</u>						
Several times per week	6.5%	4.0%	0.0%	5.0%	0.8%	3.5%
A few times per month	11.2%	7.9%	16.4%	15.0%	5.3%	10.1%
At least once a month	22.5%	19.2%	13.7%	15.0%	9.8%	16.7%
Less than once a month	32.5%	35.1%	34.2%	21.7%	15.9%	28.5%
Seldom/never	27.2%	33.8%	35.6%	43.3%	68.2%	41.0%
<u>Q2-22. Teen gathering space</u>						
Several times per week	10.0%	2.7%	1.4%	3.4%	1.5%	4.5%
A few times per month	11.8%	4.1%	8.5%	5.2%	1.5%	6.5%
At least once a month	14.1%	11.6%	4.2%	5.2%	5.4%	9.3%
Less than once a month	5.9%	5.5%	7.0%	3.4%	3.1%	5.0%
Seldom/never	58.2%	76.0%	78.9%	82.8%	88.5%	74.7%

**WITHOUT "NOT PROVIDED"**

**Q2. The City is considering developing a new multigenerational community center. Listed below are potential features that could be incorporated into the design of a multigenerational community center. For each one, please indicate approximately how often you and members of your household would use each of these features. (without "not provided")**

N=632

Q8. How strongly would you support construction of a community center?

	Very supportive	Somewhat supportive	Neutral	Somewhat unsupportive	Not supportive at all	Total
--	-----------------	---------------------	---------	-----------------------	-----------------------	-------

Q2-23. Training space for outdoor sports

Several times per week	16.2%	10.2%	4.3%	5.1%	3.8%	9.2%
A few times per month	22.0%	13.6%	15.7%	6.8%	1.5%	13.1%
At least once a month	15.0%	12.2%	4.3%	10.2%	0.8%	9.2%
Less than once a month	11.0%	17.0%	12.9%	11.9%	7.7%	12.1%
Seldom/never	35.8%	46.9%	62.9%	66.1%	86.2%	56.3%

Q2-24. Other

Several times per week	61.1%	37.5%	62.5%	100.0%	62.5%	55.6%
A few times per month	22.2%	43.8%	25.0%	0.0%	25.0%	27.8%
At least once a month	16.7%	18.8%	12.5%	0.0%	0.0%	14.8%
Less than once a month	0.0%	0.0%	0.0%	0.0%	12.5%	1.9%



**Q3. Which FOUR of the features listed in Question 2 would ADULTS in your household age 19 or older use MOST OFTEN if they were included in a new multigenerational community center?**

N=632

	Q8. How strongly would you support construction of a community center?					Total
	Very supportive	Somewhat supportive	Neutral	Somewhat unsupportive	Not supportive at all	

**Q3. Top choice**

Multipurpose courts for basketball, volleyball, etc.	6.6%	3.8%	0.0%	1.6%	2.8%	3.6%
Weight room/cardiovascular equipment area	40.4%	28.7%	45.5%	34.4%	13.4%	31.6%
Multipurpose space for classes/meetings/parties	2.2%	2.5%	0.0%	1.6%	2.8%	2.1%
Aerobics/fitness/martial arts/dance space	9.3%	10.8%	10.4%	17.2%	2.1%	9.0%
Arts & crafts rooms	2.2%	2.5%	1.3%	0.0%	0.7%	1.6%
Meeting & event space	1.1%	1.9%	0.0%	0.0%	0.7%	0.9%
Lap lanes for exercise swimming	15.3%	11.5%	10.4%	7.8%	10.6%	11.7%
Warm water areas for therapeutic purposes	2.7%	6.4%	3.9%	1.6%	3.5%	3.8%
Leisure pool zero depth entry	6.6%	3.2%	3.9%	0.0%	0.0%	3.2%

**Q3. Which FOUR of the features listed in Question 2 would ADULTS in your household age 19 or older use MOST OFTEN if they were included in a new multigenerational community center?**

N=632

	Q8. How strongly would you support construction of a community center?					Total
	Very supportive	Somewhat supportive	Neutral	Somewhat unsupportive	Not supportive at all	
<u>Q3. Top choice (Cont.)</u>						
Indoor stage/performing arts	0.0%	1.3%	0.0%	0.0%	0.7%	0.5%
Rock climbing wall	0.5%	1.3%	0.0%	0.0%	0.7%	0.6%
Childcare (while using facility)	1.6%	1.9%	0.0%	0.0%	0.0%	0.9%
Unstructured indoor play space	0.0%	0.6%	1.3%	0.0%	0.0%	0.3%
Senior programming space	1.6%	1.3%	6.5%	4.7%	2.1%	2.5%
Indoor running/walking track	3.8%	10.2%	6.5%	14.1%	10.6%	8.2%
Indoor turf field	0.5%	0.6%	0.0%	0.0%	1.4%	0.6%
Blackbox performance theater	0.0%	0.0%	1.3%	0.0%	0.7%	0.3%
Culinary arts demonstration kitchen	0.0%	1.3%	0.0%	1.6%	1.4%	0.8%
Training space for outdoor sports	0.5%	0.6%	0.0%	0.0%	0.0%	0.3%
Other	1.6%	1.9%	1.3%	3.1%	1.4%	1.7%
None chosen	3.3%	7.6%	7.8%	12.5%	44.4%	15.5%

**Q3. Which FOUR of the features listed in Question 2 would ADULTS in your household age 19 or older use MOST OFTEN if they were included in a new multigenerational community center?**

N=632

	Q8. How strongly would you support construction of a community center?					Total
	Very supportive	Somewhat supportive	Neutral	Somewhat unsupportive	Not supportive at all	

**Q3. 2nd choice**

Multipurpose courts for basketball, volleyball, etc.	7.1%	6.4%	5.2%	1.6%	0.0%	4.4%
Weight room/cardiovascular equipment area	20.2%	12.1%	11.7%	18.8%	4.9%	13.4%
Multipurpose space for classes/meetings/parties	3.3%	1.9%	2.6%	1.6%	2.8%	2.5%
Aerobics/fitness/martial arts/dance space	19.7%	16.6%	9.1%	4.7%	9.9%	13.9%
Arts & crafts rooms	1.6%	1.3%	1.3%	0.0%	0.7%	1.1%
Meeting & event space	1.6%	0.6%	3.9%	1.6%	2.1%	1.7%
Lap lanes for exercise swimming	12.6%	11.5%	11.7%	7.8%	4.2%	10.0%
Warm water areas for therapeutic purposes	4.9%	8.3%	7.8%	3.1%	7.7%	6.5%
Leisure pool zero depth entry	5.5%	4.5%	5.2%	3.1%	1.4%	4.0%

**Q3. Which FOUR of the features listed in Question 2 would ADULTS in your household age 19 or older use MOST OFTEN if they were included in a new multigenerational community center?**

N=632

	Q8. How strongly would you support construction of a community center?					Total
	Very supportive	Somewhat supportive	Neutral	Somewhat unsupportive	Not supportive at all	
<u>Q3. 2nd choice (Cont.)</u>						
Indoor stage/performing arts	0.5%	0.6%	0.0%	0.0%	2.1%	0.8%
Rock climbing wall	2.2%	1.9%	1.3%	1.6%	0.7%	1.6%
Childcare (while using facility)	1.6%	5.1%	6.5%	3.1%	0.0%	2.8%
Unstructured indoor gathering space	0.0%	0.0%	1.3%	1.6%	0.7%	0.5%
Senior programming space	1.1%	5.7%	2.6%	4.7%	4.9%	3.6%
Indoor running/walking track	10.4%	7.0%	15.6%	28.1%	5.6%	10.9%
Indoor turf field	1.6%	1.3%	2.6%	0.0%	1.4%	1.4%
Blackbox performance theater	0.0%	0.6%	0.0%	0.0%	0.0%	0.2%
Gymnastics programming space	0.5%	0.6%	0.0%	0.0%	0.0%	0.3%
Culinary arts demonstration kitchen	0.5%	0.6%	1.3%	3.1%	1.4%	1.1%
Teen gathering space	0.5%	1.9%	0.0%	0.0%	0.0%	0.6%
Training space for outdoor sports	0.5%	0.6%	0.0%	1.6%	0.7%	0.6%
Other	0.0%	1.9%	0.0%	0.0%	0.0%	0.5%
None chosen	3.8%	8.9%	10.4%	14.1%	48.6%	17.4%

**Q3. Which FOUR of the features listed in Question 2 would ADULTS in your household age 19 or older use MOST OFTEN if they were included in a new multigenerational community center?**

N=632

	Q8. How strongly would you support construction of a community center?					Total
	Very supportive	Somewhat supportive	Neutral	Somewhat unsupportive	Not supportive at all	

**Q3. 3rd choice**

Multipurpose courts for basketball, volleyball, etc.	8.2%	0.6%	6.5%	4.7%	2.1%	4.4%
Weight room/cardiovascular equipment area	8.2%	10.8%	5.2%	4.7%	0.7%	6.3%
Multipurpose space for classes/meetings/parties	3.3%	3.8%	2.6%	3.1%	1.4%	2.8%
Aerobics/fitness/martial arts/dance space	9.3%	13.4%	7.8%	15.6%	4.2%	9.5%
Arts & crafts rooms	2.7%	1.3%	3.9%	3.1%	2.1%	2.4%
Meeting & event space	1.6%	2.5%	1.3%	1.6%	2.8%	2.1%
Lap lanes for exercise swimming	11.5%	10.8%	7.8%	12.5%	6.3%	9.7%
Warm water areas for therapeutic purposes	6.0%	4.5%	10.4%	7.8%	4.9%	6.2%
Leisure pool zero depth entry	7.7%	3.8%	7.8%	4.7%	4.2%	5.5%

**Q3. Which FOUR of the features listed in Question 2 would ADULTS in your household age 19 or older use MOST OFTEN if they were included in a new multigenerational community center?**

N=632

Q8. How strongly would you support construction of a community center

	Very supportive	Somewhat supportive	Neutral	Somewhat unsupportive	Not supportive at all	Total
--	-----------------	---------------------	---------	-----------------------	-----------------------	-------

**Q3. 3rd choice (Cont.)**

Indoor stage/performing arts	0.5%	0.6%	0.0%	0.0%	0.0%	0.3%
Rock climbing wall	2.7%	1.9%	1.3%	3.1%	0.7%	1.9%
Childcare (while using facility)	2.2%	3.2%	1.3%	4.7%	0.0%	2.1%
Unstructured indoor play space	1.1%	1.9%	1.3%	0.0%	0.0%	0.9%
Unstructured indoor gathering space	0.0%	1.3%	1.3%	0.0%	0.7%	0.6%
Preschool programming space	0.0%	0.0%	1.3%	0.0%	0.7%	0.3%
Senior programming space	4.4%	8.3%	3.9%	4.7%	4.2%	5.4%
Indoor running/walking track	20.2%	14.0%	11.7%	7.8%	8.5%	13.8%
Indoor turf field	2.7%	1.3%	1.3%	1.6%	0.0%	1.4%

**Q3. Which FOUR of the features listed in Question 2 would ADULTS in your household age 19 or older use MOST OFTEN if they were included in a new multigenerational community center?**

N=632

	Q8. How strongly would you support construction of a community center?					Total
	Very supportive	Somewhat supportive	Neutral	Somewhat unsupportive	Not supportive at all	
<u>Q3. 3rd choice (Cont.)</u>						
Blackbox performance theater	0.0%	0.0%	0.0%	0.0%	0.7%	0.2%
Culinary arts demonstration kitchen	1.6%	2.5%	6.5%	1.6%	1.4%	2.4%
Teen gathering space	1.1%	0.0%	0.0%	0.0%	0.0%	0.3%
Training space for outdoor sports	0.0%	1.9%	0.0%	0.0%	0.0%	0.6%
Other	0.5%	0.0%	1.3%	0.0%	0.7%	0.5%
None chosen	4.4%	11.5%	15.6%	18.8%	53.5%	20.4%

**Q3. Which FOUR of the features listed in Question 2 would ADULTS in your household age 19 or older use MOST OFTEN if they were included in a new multigenerational community center?**

N=632

	Q8. How strongly would you support construction of a community center?					Total
	Very supportive	Somewhat supportive	Neutral	Somewhat unsupportive	Not supportive at all	
Multipurpose courts for basketball, volleyball, etc.	5.5%	4.5%	2.6%	3.1%	0.7%	3.5%
Weight room/cardiovascular equipment area	5.5%	7.6%	5.2%	7.8%	3.5%	5.7%
Multipurpose space for classes/meetings/parties	3.8%	6.4%	2.6%	10.9%	1.4%	4.4%
Aerobics/fitness/martial arts/dance space	4.9%	4.5%	7.8%	3.1%	1.4%	4.1%
Arts & crafts rooms	1.1%	5.7%	3.9%	0.0%	2.1%	2.7%
Meeting & event space	7.1%	3.8%	0.0%	1.6%	2.1%	3.6%
Lap lanes for exercise swimming	5.5%	4.5%	6.5%	1.6%	2.1%	4.3%
Warm water areas for therapeutic purposes	9.3%	3.8%	6.5%	12.5%	3.5%	6.6%
Leisure pool zero depth entry	6.0%	5.7%	7.8%	3.1%	3.5%	5.4%

**Q3. 4th choice**

Multipurpose courts for basketball, volleyball, etc.

Weight room/cardiovascular equipment area

Multipurpose space for classes/meetings/parties

Aerobics/fitness/martial arts/dance space

Arts & crafts rooms

Meeting & event space

Lap lanes for exercise swimming

Warm water areas for therapeutic purposes

Leisure pool zero depth entry



**Q3. Which FOUR of the features listed in Question 2 would ADULTS in your household age 19 or older use MOST OFTEN if they were included in a new multigenerational community center?**

N=632

	Q8. How strongly would you support construction of a community center?					Total
	Very supportive	Somewhat supportive	Neutral	Somewhat unsupportive	Not supportive at all	

**Q3. 4th choice (Cont.)**

Indoor stage/performing arts	0.0%	0.6%	0.0%	0.0%	0.0%	0.2%
Rock climbing wall	6.0%	3.8%	5.2%	1.6%	1.4%	3.8%
Childcare (while using facility)	6.0%	1.9%	0.0%	0.0%	0.0%	2.2%
Unstructured indoor play space	1.1%	0.0%	0.0%	0.0%	0.0%	0.3%
Unstructured indoor gathering space	1.1%	1.9%	1.3%	1.6%	1.4%	1.4%
Senior programming space	2.2%	6.4%	7.8%	3.1%	2.1%	4.0%
Indoor running/walking track	10.9%	12.7%	9.1%	15.6%	5.6%	10.6%
Indoor turf field	2.7%	1.3%	0.0%	4.7%	0.7%	1.7%
Blackbox performance theater	0.5%	0.0%	1.3%	0.0%	0.7%	0.5%

**Q3. Which FOUR of the features listed in Question 2 would ADULTS in your household age 19 or older use MOST OFTEN if they were included in a new multigenerational community center?**

N=632

	Q8. How strongly would you support construction of a community center?					Total
	Very supportive	Somewhat supportive	Neutral	Somewhat unsupportive	Not supportive at all	

**Q3. 4th choice (Cont.)**

Gymnastics programming space	0.5%	0.0%	0.0%	0.0%	0.0%	0.2%
Culinary arts demonstration kitchen	7.7%	3.8%	5.2%	1.6%	3.5%	4.9%
Teen gathering space	0.5%	0.0%	0.0%	0.0%	0.7%	0.3%
Training space for outdoor sports	1.1%	2.5%	2.6%	3.1%	2.1%	2.1%
Other	1.1%	0.6%	2.6%	0.0%	0.7%	0.9%
None chosen	9.8%	17.8%	22.1%	25.0%	60.6%	26.6%

**SUM OF THE TOP FOUR CHOICES****Q3. Which FOUR of the features listed in Question 2 would ADULTS in your household age 19 or older use MOST OFTEN if they were included in a new multigenerational community center? (top 4)**

N=632

	Q8. How strongly would you support construction of a community center?					Total
	Very supportive	Somewhat supportive	Neutral	Somewhat unsupportive	Not supportive at all	
<u>Q3. Top choice</u>						
Multipurpose courts for basketball, volleyball, etc.	27.3%	15.3%	14.3%	10.9%	5.6%	16.0%
Weight room/cardiovascular equipment area	74.3%	59.2%	67.5%	65.6%	22.5%	57.1%
Multipurpose space for classes/meetings/parties	12.6%	14.6%	7.8%	17.2%	8.5%	11.9%
Aerobics/fitness/martial arts/dance space	43.2%	45.2%	35.1%	40.6%	17.6%	36.6%
Arts & crafts rooms	7.7%	10.8%	10.4%	3.1%	5.6%	7.8%
Meeting & event space	11.5%	8.9%	5.2%	4.7%	7.7%	8.4%
Lap lanes for exercise swimming	44.8%	38.2%	36.4%	29.7%	23.2%	35.6%
Warm water areas for therapeutic purposes	23.0%	22.9%	28.6%	25.0%	19.7%	23.1%
Leisure pool zero depth entry	25.7%	17.2%	24.7%	10.9%	9.2%	18.0%

**SUM OF THE TOP FOUR CHOICES**

**Q3. Which FOUR of the features listed in Question 2 would ADULTS in your household age 19 or older use MOST OFTEN if they were included in a new multigenerational community center? (top 4)**

N=632

	Q8. How strongly would you support construction of a community center?					Total
	Very supportive	Somewhat supportive	Neutral	Somewhat unsupportive	Not supportive at all	
<u>Q3. Top choice (Cont.)</u>						
Indoor stage/performing arts	1.1%	3.2%	0.0%	0.0%	2.8%	1.7%
Rock climbing wall	11.5%	8.9%	7.8%	6.3%	3.5%	7.9%
Childcare (while using facility)	11.5%	12.1%	7.8%	7.8%	0.0%	8.1%
Unstructured indoor play space	2.2%	2.5%	2.6%	0.0%	0.0%	1.6%
Unstructured indoor gathering space	1.1%	3.2%	3.9%	3.1%	2.8%	2.5%
Preschool programming space	0.0%	0.0%	1.3%	0.0%	0.7%	0.3%
Senior programming space	9.3%	21.7%	20.8%	17.2%	13.4%	15.5%
Indoor running/walking track	45.4%	43.9%	42.9%	65.6%	30.3%	43.5%
Indoor turf field	7.7%	4.5%	3.9%	6.3%	3.5%	5.2%

**SUM OF THE TOP FOUR CHOICES**

**Q3. Which FOUR of the features listed in Question 2 would ADULTS in your household age 19 or older use MOST OFTEN if they were included in a new multigenerational community center? (top 4)**

N=632

	Q8. How strongly would you support construction of a community center?					Total
	Very supportive	Somewhat supportive	Neutral	Somewhat unsupportive	Not supportive at all	
<u>Q3. Top choice (Cont.)</u>						
Blackbox performance theater	0.5%	0.6%	2.6%	0.0%	2.1%	1.1%
Gymnastics programming space	1.1%	0.6%	0.0%	0.0%	0.0%	0.5%
Culinary arts demonstration kitchen	9.8%	8.3%	13.0%	7.8%	7.7%	9.2%
Teen gathering space	2.2%	1.9%	0.0%	0.0%	0.7%	1.3%
Training space for outdoor sports	2.2%	5.7%	2.6%	4.7%	2.8%	3.6%
Other	3.3%	4.5%	5.2%	3.1%	2.8%	3.6%
None chosen	3.3%	7.6%	7.8%	12.5%	44.4%	15.5%

**Q4. Which FOUR of the features listed in Question 2 would YOUTH in your household age 18 or younger use MOST OFTEN if they were included in a new multigenerational community center?**

N=632

	Q8. How strongly would you support construction of a community center?					Total
	Very supportive	Somewhat supportive	Neutral	Somewhat unsupportive	Not supportive at all	

**Q4. Top choice**

Multipurpose courts for basketball, volleyball, etc.	14.8%	9.6%	6.5%	6.3%	2.8%	8.7%
Weight room/cardiovascular equipment area	3.3%	3.8%	3.9%	0.0%	2.1%	2.8%
Multipurpose space for classes/meetings/parties	0.0%	0.0%	1.3%	1.6%	0.0%	0.3%
Aerobics/fitness/martial arts/dance space	2.2%	0.0%	1.3%	7.8%	0.0%	1.6%
Arts & crafts rooms	3.3%	0.6%	2.6%	1.6%	0.0%	1.6%
Lap lanes for exercise swimming	2.7%	1.9%	1.3%	1.6%	0.7%	1.7%
Leisure pool zero depth entry	18.0%	7.6%	10.4%	7.8%	2.1%	9.8%
Rock climbing wall	0.0%	1.3%	0.0%	0.0%	0.0%	0.5%
Childcare (while using facility)	5.5%	3.2%	3.9%	1.6%	0.7%	3.2%

**Q4. Which FOUR of the features listed in Question 2 would YOUTH in your household age 18 or younger use MOST OFTEN if they were included in a new multigenerational community center?**

N=632

	Q8. How strongly would you support construction of a community center?					Total
	Very supportive	Somewhat supportive	Neutral	Somewhat unsupportive	Not supportive at all	
<u>Q4. Top choice (Cont.)</u>						
Unstructured indoor play space	3.8%	7.0%	3.9%	0.0%	0.0%	3.3%
Unstructured indoor gathering space	0.5%	0.0%	0.0%	0.0%	0.0%	0.2%
Preschool programming space	0.0%	0.0%	1.3%	0.0%	0.0%	0.2%
Senior programming space	0.0%	0.6%	0.0%	0.0%	0.7%	0.3%
Indoor turf field	2.7%	1.3%	1.3%	0.0%	2.1%	1.7%
Blackbox performance theater	0.0%	0.0%	0.0%	0.0%	0.7%	0.2%
Gymnastics programming space	1.6%	0.6%	0.0%	0.0%	0.7%	0.8%
Teen gathering space	3.8%	5.1%	1.3%	1.6%	0.0%	2.7%
Training space for outdoor sports	2.2%	1.3%	0.0%	1.6%	0.7%	1.3%
Other	0.5%	1.9%	2.6%	0.0%	0.0%	0.9%
None chosen	35.0%	54.1%	58.4%	68.8%	86.6%	58.2%

**Q4. Which FOUR of the features listed in Question 2 would YOUTH in your household age 18 or younger use MOST OFTEN if they were included in a new multigenerational community center?**

N=632

	Q8. How strongly would you support construction of a community center?					Total
	Very supportive	Somewhat supportive	Neutral	Somewhat unsupportive	Not supportive at all	
<u>Q4. 2nd choice</u>						
Multipurpose courts for basketball, volleyball, etc.	6.0%	2.5%	3.9%	1.6%	1.4%	3.3%
Weight room/cardiovascular equipment area	4.9%	4.5%	2.6%	3.1%	0.7%	3.3%
Multipurpose space for classes/meetings/parties	1.1%	0.0%	1.3%	0.0%	0.0%	0.5%
Aerobics/fitness/martial arts/dance space	1.1%	0.6%	1.3%	0.0%	0.7%	0.8%
Arts & crafts rooms	4.9%	2.5%	2.6%	1.6%	0.0%	2.7%
Lap lanes for exercise swimming	2.2%	1.9%	0.0%	0.0%	2.1%	1.6%
Warm water areas for therapeutic purposes	0.0%	0.0%	0.0%	1.6%	0.0%	0.2%
Leisure pool zero depth entry	8.2%	6.4%	9.1%	4.7%	0.0%	5.5%
Indoor stage/performing arts	0.5%	0.6%	0.0%	1.6%	0.0%	0.5%



**Q4. Which FOUR of the features listed in Question 2 would YOUTH in your household age 18 or younger use MOST OFTEN if they were included in a new multigenerational community center?**

N=632

	Q8. How strongly would you support construction of a community center?					Total
	Very supportive	Somewhat supportive	Neutral	Somewhat unsupportive	Not supportive at all	
<u>Q4. 2nd choice (Cont.)</u>						
Rock climbing wall	5.5%	2.5%	2.6%	1.6%	1.4%	3.0%
Childcare (while using facility)	3.8%	4.5%	1.3%	0.0%	0.0%	2.5%
Unstructured indoor play space	8.2%	4.5%	3.9%	3.1%	1.4%	4.6%
Unstructured indoor gathering space	0.0%	0.6%	2.6%	1.6%	0.0%	0.6%
Preschool programming space	4.4%	3.8%	0.0%	0.0%	0.0%	2.2%
Indoor running/walking track	1.1%	0.6%	1.3%	3.1%	0.0%	0.9%
Indoor turf field	3.8%	2.5%	0.0%	1.6%	2.1%	2.4%
Gymnastics programming space	0.5%	1.3%	2.6%	0.0%	0.0%	0.8%
Culinary arts demonstration kitchen	0.5%	0.6%	0.0%	0.0%	0.0%	0.3%
Teen gathering space	4.4%	2.5%	0.0%	3.1%	0.0%	2.2%

**Q4. Which FOUR of the features listed in Question 2 would YOUTH in your household age 18 or younger use MOST OFTEN if they were included in a new multigenerational community center?**

N=632

	Q8. How strongly would you support construction of a community center?					Total
	Very supportive	Somewhat supportive	Neutral	Somewhat unsupportive	Not supportive at all	
<u>Q4. 2nd choice (Cont.)</u>						
Training space for outdoor sports	3.8%	1.9%	1.3%	0.0%	2.1%	2.2%
Other	0.0%	0.0%	1.3%	0.0%	0.0%	0.2%
None chosen	35.0%	55.4%	62.3%	71.9%	88.0%	59.7%

**Q4. Which FOUR of the features listed in Question 2 would YOUTH in your household age 18 or younger use MOST OFTEN if they were included in a new multigenerational community center?**

N=632

	Q8. How strongly would you support construction of a community center?					Total
	Very supportive	Somewhat supportive	Neutral	Somewhat unsupportive	Not supportive at all	
<u>Q4. 3rd choice</u>						
Multipurpose courts for basketball, volleyball, etc.	6.0%	2.5%	2.6%	3.1%	0.7%	3.2%
Weight room/cardiovascular equipment area	2.2%	0.6%	0.0%	3.1%	0.7%	1.3%
Multipurpose space for classes/meetings/parties	1.6%	0.6%	0.0%	0.0%	0.0%	0.6%
Aerobics/fitness/martial arts/dance space	2.2%	0.0%	2.6%	1.6%	0.0%	1.1%
Arts & crafts rooms	2.7%	0.6%	3.9%	1.6%	1.4%	1.9%
Lap lanes for exercise swimming	0.0%	0.6%	0.0%	1.6%	0.7%	0.5%
Warm water areas for therapeutic purposes	1.1%	0.0%	2.6%	0.0%	0.7%	0.8%
Leisure pool zero depth entry	6.6%	3.2%	1.3%	1.6%	2.1%	3.5%
Indoor stage/performing arts	0.5%	1.3%	0.0%	1.6%	0.0%	0.8%

**Q4. Which FOUR of the features listed in Question 2 would YOUTH in your household age 18 or younger use MOST OFTEN if they were included in a new multigenerational community center?**

N=632

	Q8. How strongly would you support construction of a community center?					Total
	Very supportive	Somewhat supportive	Neutral	Somewhat unsupportive	Not supportive at all	
<u>Q4. 3rd choice (Cont.)</u>						
Rock climbing wall	12.0%	5.7%	9.1%	3.1%	0.7%	6.5%
Childcare (while using facility)	2.7%	0.6%	0.0%	0.0%	0.7%	1.1%
Unstructured indoor play space	7.1%	6.4%	2.6%	1.6%	0.0%	4.1%
Unstructured indoor gathering space	2.2%	0.6%	1.3%	0.0%	0.0%	0.9%
Preschool programming space	3.3%	7.0%	2.6%	0.0%	0.0%	3.2%
Senior programming space	0.5%	0.0%	0.0%	0.0%	0.0%	0.2%
Indoor running/walking track	1.6%	5.1%	2.6%	0.0%	0.7%	2.2%
Indoor turf field	4.9%	0.6%	1.3%	3.1%	0.7%	2.2%
Blackbox performance theater	0.5%	0.0%	0.0%	0.0%	0.7%	0.3%
Gymnastics programming space	0.5%	3.2%	0.0%	1.6%	0.0%	1.1%

**Q4. Which FOUR of the features listed in Question 2 would YOUTH in your household age 18 or younger use MOST OFTEN if they were included in a new multigenerational community center?**

N=632

	Q8. How strongly would you support construction of a community center?					Total
	Very supportive	Somewhat supportive	Neutral	Somewhat unsupportive	Not supportive at all	
<u>Q4. 3rd choice (Cont.)</u>						
Culinary arts demonstration kitchen	0.0%	0.6%	1.3%	1.6%	0.0%	0.5%
Teen gathering space	0.5%	0.6%	2.6%	0.0%	0.7%	0.8%
Training space for outdoor sports	4.4%	3.2%	0.0%	1.6%	0.0%	2.2%
None chosen	36.6%	56.7%	63.6%	73.4%	89.4%	61.1%

**Q4. Which FOUR of the features listed in Question 2 would YOUTH in your household age 18 or younger use MOST OFTEN if they were included in a new multigenerational community center?**

N=632

	Q8. How strongly would you support construction of a community center?					Total
	Very supportive	Somewhat supportive	Neutral	Somewhat unsupportive	Not supportive at all	
<u>Q4. 4th choice</u>						
Multipurpose courts for basketball, volleyball, etc.	2.2%	1.3%	1.3%	1.6%	1.4%	1.6%
Weight room/cardiovascular equipment area	0.5%	1.9%	0.0%	1.6%	0.0%	0.8%
Multipurpose space for classes/meetings/parties	1.1%	2.5%	0.0%	0.0%	0.0%	0.9%
Aerobics/fitness/martial arts/dance space	2.7%	1.3%	2.6%	1.6%	0.7%	1.7%
Arts & crafts rooms	6.6%	3.2%	2.6%	1.6%	0.7%	3.3%
Meeting & event space	0.5%	1.3%	1.3%	0.0%	0.0%	0.6%
Lap lanes for exercise swimming	3.3%	1.9%	1.3%	0.0%	0.0%	1.6%
Warm water areas for therapeutic purposes	1.1%	0.0%	0.0%	0.0%	0.7%	0.5%
Leisure pool zero depth entry	3.8%	2.5%	1.3%	0.0%	0.0%	2.1%

**Q4. Which FOUR of the features listed in Question 2 would YOUTH in your household age 18 or younger use MOST OFTEN if they were included in a new multigenerational community center?**

N=632

	Q8. How strongly would you support construction of a community center?					Total
	Very supportive	Somewhat supportive	Neutral	Somewhat unsupportive	Not supportive at all	

**Q4. 4th choice (Cont.)**

Indoor stage/performing arts	0.5%	0.0%	1.3%	0.0%	1.4%	0.6%
Rock climbing wall	6.6%	2.5%	6.5%	3.1%	2.1%	4.1%
Childcare (while using facility)	3.3%	1.3%	0.0%	1.6%	0.7%	1.6%
Unstructured indoor play space	4.4%	1.3%	1.3%	0.0%	0.0%	1.7%
Unstructured indoor gathering space	1.1%	1.3%	1.3%	1.6%	0.7%	1.1%
Preschool programming space	2.2%	1.9%	0.0%	0.0%	0.0%	1.1%
Indoor running/walking track	0.5%	0.6%	2.6%	1.6%	0.0%	0.8%
Indoor turf field	4.4%	5.7%	2.6%	1.6%	0.0%	3.2%
Gymnastics programming space	3.8%	2.5%	2.6%	0.0%	0.0%	2.2%
Culinary arts demonstration kitchen	0.5%	0.6%	0.0%	0.0%	0.0%	0.3%

**Q4. Which FOUR of the features listed in Question 2 would YOUTH in your household age 18 or younger use MOST OFTEN if they were included in a new multigenerational community center?**

N=632

	Q8. How strongly would you support construction of a community center?					Total
	Very supportive	Somewhat supportive	Neutral	Somewhat unsupportive	Not supportive at all	
<u>Q4. 4th choice (Cont.)</u>						
Teen gathering space	4.4%	3.2%	2.6%	0.0%	0.0%	2.4%
Training space for outdoor sports	3.3%	3.8%	3.9%	7.8%	1.4%	3.5%
Other	1.1%	0.0%	0.0%	0.0%	0.0%	0.3%
None chosen	42.1%	59.2%	64.9%	76.6%	90.1%	63.9%



**SUM OF THE TOP FOUR CHOICES****Q4. Which FOUR of the features listed in Question 2 would YOUTH in your household age 18 or younger use MOST OFTEN if they were included in a new multigenerational community center? (top 4)**

N=632

	Q8. How strongly would you support construction of a community center?					Total
	Very supportive	Somewhat supportive	Neutral	Somewhat unsupportive	Not supportive at all	
<u>Q4. Top choice</u>						
Multipurpose courts for basketball, volleyball, etc.	29.0%	15.9%	14.3%	12.5%	6.3%	16.8%
Weight room/cardiovascular equipment area	10.9%	10.8%	6.5%	7.8%	3.5%	8.2%
Multipurpose space for classes/meetings/parties	3.8%	3.2%	2.6%	1.6%	0.0%	2.4%
Aerobics/fitness/martial arts/dance space	8.2%	1.9%	7.8%	10.9%	1.4%	5.2%
Arts & crafts rooms	17.5%	7.0%	11.7%	6.3%	2.1%	9.5%
Meeting & event space	0.5%	1.3%	1.3%	0.0%	0.0%	0.6%
Lap lanes for exercise swimming	8.2%	6.4%	2.6%	3.1%	3.5%	5.4%
Warm water areas for therapeutic purposes	2.2%	0.0%	2.6%	1.6%	1.4%	1.4%
Leisure pool zero depth entry	36.6%	19.7%	22.1%	14.1%	4.2%	20.9%

**SUM OF THE TOP FOUR CHOICES****Q4. Which FOUR of the features listed in Question 2 would YOUTH in your household age 18 or younger use MOST OFTEN if they were included in a new multigenerational community center? (top 4)**

N=632

	Q8. How strongly would you support construction of a community center?					Total
	Very supportive	Somewhat supportive	Neutral	Somewhat unsupportive	Not supportive at all	
<u>Q4. Top choice (Cont.)</u>						
Indoor stage/performing arts	1.6%	1.9%	1.3%	3.1%	1.4%	1.9%
Rock climbing wall	24.0%	12.1%	18.2%	7.8%	4.2%	14.1%
Childcare (while using facility)	15.3%	9.6%	5.2%	3.1%	2.1%	8.4%
Unstructured indoor play space	23.5%	19.1%	11.7%	4.7%	1.4%	13.8%
Unstructured indoor gathering space	3.8%	2.5%	5.2%	3.1%	0.7%	2.8%
Preschool programming space	9.8%	12.7%	3.9%	0.0%	0.0%	6.6%
Senior programming space	0.5%	0.6%	0.0%	0.0%	0.7%	0.5%
Indoor running/walking track	3.3%	6.4%	6.5%	4.7%	0.7%	4.0%
Indoor turf field	15.8%	10.2%	5.2%	6.3%	4.9%	9.5%

**SUM OF THE TOP FOUR CHOICES****Q4. Which FOUR of the features listed in Question 2 would YOUTH in your household age 18 or younger use MOST OFTEN if they were included in a new multigenerational community center? (top 4)**

N=632

	Q8. How strongly would you support construction of a community center?					Total
	Very supportive	Somewhat supportive	Neutral	Somewhat unsupportive	Not supportive at all	
<u>Q4. Top choice (Cont.)</u>						
Blackbox performance theater	0.5%	0.0%	0.0%	0.0%	1.4%	0.5%
Gymnastics programming space	6.6%	7.6%	5.2%	1.6%	0.7%	4.9%
Culinary arts demonstration kitchen	1.1%	1.9%	1.3%	1.6%	0.0%	1.1%
Teen gathering space	13.1%	11.5%	6.5%	4.7%	0.7%	8.1%
Training space for outdoor sports	13.7%	10.2%	5.2%	10.9%	4.2%	9.2%
Other	1.6%	1.9%	3.9%	0.0%	0.0%	1.4%
None chosen	35.0%	54.1%	58.4%	68.8%	86.6%	58.2%

**Q5. Please check ALL of the activities listed below that your household would use at a community center.**

N=632	Q8. How strongly would you support construction of a community center?					Total
	Very supportive	Somewhat supportive	Neutral	Somewhat unsupportive	Not supportive at all	
<u>Q5. All activities your household would use at a community center</u>						
Exercise & fitness	97.3%	90.4%	80.5%	84.4%	46.5%	80.4%
Team sports	54.6%	31.8%	27.3%	21.9%	7.7%	31.0%
Drop-in activities	70.5%	59.2%	49.4%	40.6%	18.3%	50.2%
Classes	85.2%	83.4%	70.1%	57.8%	28.9%	67.4%
Meeting & event space	51.9%	42.7%	23.4%	20.3%	16.2%	34.8%
Art & theater	48.1%	36.9%	20.8%	21.9%	14.1%	31.3%
Childcare (while using facility)	37.7%	20.4%	24.7%	7.8%	3.5%	20.9%
Senior activities	29.0%	45.9%	40.3%	43.8%	31.0%	36.6%
Aquatics	82.0%	66.2%	64.9%	56.3%	32.4%	61.9%
Lifelong learning classes	56.3%	57.3%	40.3%	46.9%	31.7%	47.9%
Other	3.3%	3.8%	1.3%	1.6%	0.0%	2.2%
Wouldn't use a community center	0.0%	1.9%	3.9%	6.3%	36.6%	10.0%

**WITHOUT "NOT PROVIDED"**

**Q6. Much of the cost of operating a new multigenerational community center would need to be covered by user fees. Knowing this, which ONE of the following would be your preferred way of paying to use a multigenerational community center if it had the features you most prefer? (without "not provided")**

N=632

Q8. How strongly would you support construction of a community center?					Total
Very supportive	Somewhat supportive	Neutral	Somewhat unsupportive	Not supportive at all	

Q6. What would be your preferred way of paying to use a multigenerational community center if it had features you most prefer

Monthly family pass	60.8%	38.3%	33.3%	23.4%	10.9%	36.6%
Monthly adult pass	24.3%	27.9%	26.7%	31.3%	11.7%	23.3%
Monthly senior center access only	7.7%	18.8%	18.7%	15.6%	13.1%	13.9%
Pay per visit	3.9%	7.8%	5.3%	9.4%	10.2%	7.0%
Don't know	3.3%	4.5%	14.7%	7.8%	4.4%	6.0%
I'm not willing to pay to use the center	0.0%	2.6%	1.3%	12.5%	49.6%	13.3%

**WITHOUT "NOT PROVIDED"**

**Q6a. What is the MAXIMUM amount you would be willing to pay for a MONTHLY FAMILY pass (4 or more people) to use a new multigenerational community center if it had the features most important to your household? (without "not provided")**

N=263

Q8. How strongly would you support construction of a  
community center?

	Very supportive	Somewhat supportive	Neutral	Somewhat unsupportive	Not supportive at all	Total
--	--------------------	------------------------	---------	--------------------------	-----------------------------	-------

Q6a. Maximum amount you would be willing to pay for a monthly family pass

\$125+ per month	17.7%	14.5%	3.1%	5.3%	5.3%	12.9%
\$100-\$124 per month	23.9%	16.1%	21.9%	5.3%	5.3%	18.5%
\$75-\$99 per month	36.3%	38.7%	43.8%	31.6%	10.5%	35.1%
Less than \$75 per month	22.1%	30.6%	31.3%	57.9%	78.9%	33.5%

**WITHOUT "NOT PROVIDED"**

**Q6b. What is the MAXIMUM amount you would be willing to pay for a MONTHLY COUPLES pass to use a new multigenerational community center if it had the features most important to your household? (without "not provided")**

N=181	Q8. How strongly would you support construction of a community center?					Total
	Very supportive	Somewhat supportive	Neutral	Somewhat unsupportive	Not supportive at all	
<u>Q6b. Maximum amount you would be willing to pay for a monthly couples pass</u>						
\$100+ per month	11.1%	2.3%	3.6%	0.0%	5.9%	5.0%
\$75-\$99 per month	17.8%	34.1%	14.3%	13.6%	5.9%	20.1%
\$50-\$74 per month	53.3%	40.9%	53.6%	45.5%	23.5%	44.7%
Less than \$50 per month	17.8%	22.7%	28.6%	40.9%	64.7%	30.2%

**WITHOUT "NOT PROVIDED"**

**Q6c. What is the MAXIMUM amount you would be willing to pay for a MONTHLY INDIVIDUAL pass to use a new multigenerational community center if it had the features most important to your household? (without "not provided")**

N=181

	Q8. How strongly would you support construction of a community center?					Total
	Very supportive	Somewhat supportive	Neutral	Somewhat unsupportive	Not supportive at all	
<u>Q6c. Maximum amount you would be willing to pay for a monthly individual pass</u>						
\$50+ per month	10.6%	22.9%	14.8%	0.0%	4.8%	12.9%
\$40-\$49 per month	42.6%	20.8%	14.8%	12.5%	9.5%	22.9%
\$30-\$39 per month	34.0%	35.4%	40.7%	62.5%	23.8%	37.6%
Less than \$30 per month	12.8%	20.8%	29.6%	25.0%	61.9%	26.5%



**WITHOUT "NOT PROVIDED"**

**Q6d. What is the MAXIMUM amount you would be willing to pay for a MONTHLY SENIOR INDIVIDUAL pass to use a new multigenerational community center if it had the features most important to your household? (without "not provided")**

N=123

Q8. How strongly would you support construction of a community center?

	Very supportive	Somewhat supportive	Neutral	Somewhat unsupportive	Not supportive at all	Total
--	-----------------	---------------------	---------	-----------------------	-----------------------	-------

Q6d. Maximum amount you would be willing to pay for a monthly senior individual pass

\$50+ per month	15.8%	0.0%	20.0%	8.3%	5.0%	8.4%
\$40-\$49 per month	21.1%	15.2%	35.0%	16.7%	15.0%	19.6%
\$30-\$39 per month	21.1%	42.4%	15.0%	33.3%	0.0%	23.4%
Less than \$30 per month	42.1%	42.4%	30.0%	41.7%	80.0%	48.6%

**WITHOUT "NOT PROVIDED"**

**Q6e. What is the MAXIMUM amount you would be willing to pay for a DAILY ADULT fee to use a new multigenerational community center if it had the features most important to your household? (without "not provided")**

N=80

Q8. How strongly would you support construction of a  
community center?

	Very supportive	Somewhat supportive	Neutral	Somewhat unsupportive	Not supportive at all	Total
--	--------------------	------------------------	---------	--------------------------	-----------------------------	-------

Q6e. Maximum amount you would be willing to pay for a daily adult fee

\$10+ per visit	7.7%	12.5%	14.3%	10.0%	0.0%	9.7%
\$8-9 per visit	23.1%	31.3%	0.0%	0.0%	5.9%	12.5%
\$6-7 per visit	23.1%	31.3%	42.9%	30.0%	17.6%	27.8%
\$5 or less per visit	46.2%	25.0%	42.9%	60.0%	76.5%	50.0%

**WITHOUT "NOT PROVIDED"**

**Q6f. What is the MAXIMUM amount you would be willing to pay for a DAILY CHILD fee to use a new multigenerational community center if it had the features most important to your household? (without "not provided")**

N=80	Q8. How strongly would you support construction of a community center?					Total
	Very supportive	Somewhat supportive	Neutral	Somewhat unsupportive	Not supportive at all	
<u>Q6f. Maximum amount you would be willing to pay for a daily child fee</u>						
\$8+ per visit	20.0%	25.0%	11.1%	28.6%	10.0%	17.8%
\$7 per visit	20.0%	25.0%	0.0%	0.0%	10.0%	11.1%
\$6 per visit	0.0%	0.0%	0.0%	14.3%	0.0%	2.2%
\$5 per visit	40.0%	50.0%	44.4%	14.3%	20.0%	35.6%
\$4 or less per visit	20.0%	0.0%	44.4%	42.9%	60.0%	33.3%

**WITHOUT "NOT PROVIDED"**

**Q7. How strongly would you support the construction of a community center that included the features most important to your household, if it could be accomplished without increasing taxes on residents? (without "not provided")**

N=632

Q8. How strongly would you support construction of a community center?

	Very supportive	Somewhat supportive	Neutral	Somewhat unsupportive	Not supportive at all	Total
--	-----------------	---------------------	---------	-----------------------	-----------------------	-------

Q7. How strongly would you support construction of a community center

Very supportive	95.6%	75.8%	55.8%	43.8%	27.5%	64.6%
Somewhat supportive	3.3%	19.6%	18.2%	32.8%	12.0%	14.3%
Neutral	1.1%	2.6%	24.7%	9.4%	9.2%	7.4%
Somewhat unsupportive	0.0%	2.0%	0.0%	12.5%	7.7%	3.5%
Not supportive at all	0.0%	0.0%	1.3%	1.6%	43.7%	10.3%

**Q7a. If you answered "Somewhat Unsupportive" or "Not Supportive at All" to Question 7, please indicate why you answered this way.**

N=86	Q8. How strongly would you support construction of a community center?				Total
	Somewhat supportive	Neutral	Somewhat unsupportive	Not supportive at all	
<u>Q7a. Why did you answer "somewhat unsupportive" or "not supportive at all" to Question 7</u>					
I need more information before I can answer	66.7%	0.0%	33.3%	6.8%	11.6%
Our household wouldn't use it	33.3%	100.0%	33.3%	56.2%	53.5%
I think that user fees will be too expensive	0.0%	0.0%	11.1%	17.8%	16.3%
There isn't a need for a community center in Upper Arlington	0.0%	100.0%	33.3%	32.9%	32.6%
I believe it will compete too much with private providers	0.0%	0.0%	33.3%	17.8%	18.6%
I don't believe that a community center is an appropriate role for a government/ don't support using tax dollars	0.0%	0.0%	11.1%	58.9%	51.2%
Other	0.0%	0.0%	0.0%	12.3%	10.5%

**WITHOUT "NOT PROVIDED"**

**Q8. How strongly would you support the construction of a community center that included the features most important to your household, if it required increasing taxes? (without "not provided")**

N=632

Q8. How strongly would you support construction of a community center?					Total
Very supportive	Somewhat supportive	Neutral	Somewhat unsupportive	Not supportive at all	

Q8. How strongly would you support construction of a community center

Very supportive	100.0%	0.0%	0.0%	0.0%	0.0%	29.4%
Somewhat supportive	0.0%	100.0%	0.0%	0.0%	0.0%	25.2%
Neutral	0.0%	0.0%	100.0%	0.0%	0.0%	12.4%
Somewhat unsupportive	0.0%	0.0%	0.0%	100.0%	0.0%	10.3%
Not supportive at all	0.0%	0.0%	0.0%	0.0%	100.0%	22.8%

**Q8a. If you answered "Somewhat Unsupportive" or "Not Supportive at All" to Question 8, please indicate why you answered this way.**

N=206

Q8. How strongly would you support construction of a community center?		Total
Somewhat unsupportive	Not supportive at all	

**Q8a. Why did you answer "somewhat unsupportive" or "not supportive at all" to Question 8**

I need more information before I can answer	29.7%	7.7%	14.6%
Our household wouldn't use it	15.6%	36.6%	30.1%
I am not willing to pay more taxes to support a community center	25.0%	52.1%	43.7%
There isn't a need for a community center in Upper Arlington	1.6%	21.1%	15.0%
I believe it will compete too much with private providers	9.4%	10.6%	10.2%
I don't believe that a community center is an appropriate role for a government/ don't support using tax dollars	6.3%	33.8%	25.2%
I'm okay with the idea of a new community center, but I do not want to pay higher taxes	67.2%	40.1%	48.5%
Other	12.5%	10.6%	11.2%

**WITHOUT "DON'T KNOW"**

**Q9. Using a scale of 1 to 5, where 5 means "Strongly Agree" and 1 means "Strongly Disagree," please rate your level of agreement with the following statements. (without "don't know")**

N=632	Q8. How strongly would you support construction of a community center?					Total
	Very supportive	Somewhat supportive	Neutral	Somewhat unsupportive	Not supportive at all	
<u>Q9-1. It is valuable to me to have a community center</u>						
Strongly agree	86.3%	42.3%	23.7%	17.7%	6.2%	43.2%
Agree	12.6%	46.8%	42.1%	27.4%	18.5%	27.7%
Neutral	1.1%	10.3%	32.9%	40.3%	23.8%	16.4%
Disagree	0.0%	0.6%	1.3%	12.9%	15.4%	4.9%
Strongly disagree	0.0%	0.0%	0.0%	1.6%	36.2%	7.8%
<u>Q9-2. I believe a community center would boost property values in our community</u>						
Strongly agree	79.4%	38.8%	19.7%	18.3%	9.7%	41.0%
Agree	18.3%	44.7%	49.3%	43.3%	13.7%	30.3%
Neutral	2.2%	15.1%	26.8%	28.3%	33.9%	18.0%
Disagree	0.0%	1.3%	4.2%	8.3%	17.7%	5.4%
Strongly disagree	0.0%	0.0%	0.0%	1.7%	25.0%	5.4%



**WITHOUT "DON'T KNOW"**

**Q9. Using a scale of 1 to 5, where 5 means "Strongly Agree" and 1 means "Strongly Disagree," please rate your level of agreement with the following statements. (without "don't know")**

N=632	Q8. How strongly would you support construction of a community center?					Total
	Very supportive	Somewhat supportive	Neutral	Somewhat unsupportive	Not supportive at all	
<u>Q9-3. City of Upper Arlington needs a community center</u>						
Strongly agree	90.1%	48.7%	24.0%	17.7%	8.3%	46.2%
Agree	8.8%	38.3%	38.7%	19.4%	12.0%	21.5%
Neutral	1.1%	12.3%	34.7%	48.4%	29.3%	19.4%
Disagree	0.0%	0.6%	2.7%	11.3%	18.8%	5.7%
Strongly disagree	0.0%	0.0%	0.0%	3.2%	31.6%	7.2%
<u>Q9-4. A community center should be geographically located as close to middle of our community as possible</u>						
Strongly agree	53.6%	31.2%	28.8%	25.0%	22.0%	35.1%
Agree	21.8%	44.2%	43.8%	48.3%	32.2%	35.5%
Neutral	21.2%	22.7%	26.0%	20.0%	27.1%	23.3%
Disagree	2.8%	1.3%	1.4%	1.7%	3.4%	2.2%
Strongly disagree	0.6%	0.6%	0.0%	5.0%	15.3%	3.9%

**WITHOUT "DON'T KNOW"**

**Q9. Using a scale of 1 to 5, where 5 means "Strongly Agree" and 1 means "Strongly Disagree," please rate your level of agreement with the following statements. (without "don't know")**

N=632	Q8. How strongly would you support construction of a community center?					Total
	Very supportive	Somewhat supportive	Neutral	Somewhat unsupportive	Not supportive at all	
<b><u>Q9-5. Our community needs more fitness, recreation &amp; social opportunities for youth &amp; teens</u></b>						
Strongly agree	69.9%	38.2%	21.4%	19.3%	9.8%	38.0%
Agree	19.1%	44.4%	42.9%	26.3%	11.5%	27.6%
Neutral	8.7%	14.6%	30.0%	33.3%	27.9%	19.4%
Disagree	2.3%	2.1%	5.7%	17.5%	18.9%	7.7%
Strongly disagree	0.0%	0.7%	0.0%	3.5%	32.0%	7.3%
<b><u>Q9-6. Our community needs more fitness, recreation &amp; social opportunities for seniors</u></b>						
Strongly agree	63.9%	41.1%	25.7%	23.7%	10.2%	37.2%
Agree	18.3%	41.1%	44.3%	42.4%	26.8%	31.6%
Neutral	13.6%	16.3%	28.6%	23.7%	22.8%	19.5%
Disagree	3.0%	1.4%	1.4%	10.2%	14.2%	5.6%
Strongly disagree	1.2%	0.0%	0.0%	0.0%	26.0%	6.1%

**WITHOUT "DON'T KNOW"**

**Q9. Using a scale of 1 to 5, where 5 means "Strongly Agree" and 1 means "Strongly Disagree," please rate your level of agreement with the following statements. (without "don't know")**

N=632	Q8. How strongly would you support construction of a community center?					Total
	Very supportive	Somewhat supportive	Neutral	Somewhat unsupportive	Not supportive at all	
<u>Q9-7. A community center should generate revenue from user fees (e.g., memberships, daily fees, rentals) to help cover cost of operations</u>						
Strongly agree	51.1%	28.3%	33.8%	26.7%	39.0%	38.0%
Agree	32.6%	55.3%	43.2%	56.7%	25.2%	40.6%
Neutral	12.9%	15.8%	17.6%	13.3%	19.5%	15.7%
Disagree	2.2%	0.7%	5.4%	0.0%	3.3%	2.4%
Strongly disagree	1.1%	0.0%	0.0%	3.3%	13.0%	3.4%
<u>Q9-8. A community center should include social gathering spaces</u>						
Strongly agree	50.6%	29.2%	13.7%	8.5%	12.1%	28.0%
Agree	33.5%	49.4%	57.5%	45.8%	32.3%	41.7%
Neutral	13.1%	18.8%	26.0%	39.0%	36.3%	23.8%
Disagree	1.1%	1.9%	2.7%	6.8%	4.8%	2.9%
Strongly disagree	1.7%	0.6%	0.0%	0.0%	14.5%	3.7%



October 14, 2020

# STAKEHOLDER FOCUS GROUP SUMMARY

## Phase 2

### Upper Arlington Community Center Feasibility Study

## OVERVIEW

The following is a record of the outcomes from the Community Center Feasibility Study Focus Groups Round Two. Three meetings were held over two days on October 7 and 8. Representatives from the following focus groups participated in the discussion:

1. Seniors
2. Active Sports
3. Recreation Staff
4. Community Groups
5. Lifelong Learning
6. Arts and Culture
7. Business Community

Each focus group session lasted approximately one hour and included on average five participants. The following are the key themes and outcomes. These notes are a reflection of the feedback from the focus groups as summarized by the consultant team.

### Overall support for the draft program

Generally, there was strong support for the draft program. The following are some of the key themes related to the feedback given by participants on the draft program.

- Like the gymnasium space but wished there was 'more' court space/courts

- Would like the gyms to have scoreboard capabilities, separation nets, and multiple foundations for volleyball and pickleball setups to ensure a high degree of flexibility
- Ensure there is adequate height in gyms
- Adjustable hoops in the Mac gym is preferred for younger ages; such assemblies should be heavy duty to hold up to older kids hanging from lowered hoops.
- Bleachers in main gym are desired.
- Side hoop in main gym is preferred.
- Ventilation must be properly handled to avoid heat build-up in the gyms.
- Having the café on the main level came up as something to consider, more accessible by all
- Consider how to better integrate outdoor field sports into the program
- Childcare is important and should be in the program
- Some question for how the office space integrates at the Kingsdale site
- The more community meeting space the better
- Meeting rooms or space by the gym would be great for team meetings, or staging during larger events like tournaments
- Flexible use of the various spaces was a common point, to allow for changing trends in fitness over time, but also for various daily programming.
- Active recreation spaces should consider sound attenuation, and how adjacent (side to side, and above/ below) non-active spaces may be impacted by sound.
- Gyms should be able to accommodate training

for outdoor sports, too (softball, baseball, football, lacrosse).

- Consider how tournaments or special events will handle access, parking, and “downtime”.

### Preference for location

One of the core areas of focus in the presentation and discussion was the location of the future facility. When asked, participants indicated their preference for the location. The following is a tally of the number of participants’ location preference.

1. Kingsdale/Macy’s: 14
2. MSC: 5
3. Undecided: 1

### General Feedback on Locations

- Participants like the greenspace at the MSC site and feel it adds to the program; passive programming should be considered in the greenspace. If the location is at Kingsdale additional greenspace would be desired
- Parking was a concern at both sites
- Participants expressed they felt the Kingsdale site created a strong sense of vitality/vibrancy when combined with the surrounding uses
- There was concern for access and traffic at the MSC site
- Senior and ADA parking at the Kingsdale site was a concern
- Some participants like the community feel to having get community center and municipal functions in one buildings
- Participants like Kingsdale because it is more accessible by non-motorized options (walk and bike), especially for the students



October 14, 2020

# COMMUNITY MEETING SUMMARY

## Phase 2

## Upper Arlington Community Center Feasibility Study

### OVERVIEW

A public community meeting was hosted on October 8, 2020 to share the overview of the site selection process, review the program resulting from the phase 1 work, and to introduce the initial conceptual plans for the Kingsdale and MSC sites. There were approximately 60 attendees which consisted of the public, city staff, consultant staff, and taskforce and subcommittee members.

The meeting consisted of a consultant presentation with live polling to provide feedback related to process, program, sites. At the conclusion of the presentation, the participants were randomly assigned to “break-out rooms” with the Zoom platform, to be able to discuss the presentation and the concepts presented. When the break-out session completed, participants were brought back to the main meeting space, were asked additional polling questions.

### Polling

*Do you have any questions based on what has been presented in regards to the project purpose, schedule, and what has been done to date?*

<i>No, it is very clear</i>	83%
<i>Somewhat clear</i>	14%
<i>I have a question</i>	3%

*How do you feel about the proposed program for the community center?*

<i>Strongly agree with the program</i>	69%
<i>Somewhat agree</i>	23%
<i>Somewhat disagree</i>	3%
<i>Strongly disagree</i>	6%

*How do you feel about the two potential sites for the community center?*

<i>Strongly agree, these are probably the best location in UA for this use</i>	87%
<i>Somewhat agree these are the best locations for this use</i>	7%
<i>Somewhat disagree, there is a/lare better location(s)</i>	0%
<i>Strongly disagree, there is a/lare much better location(s)</i>	3%
<i>I don't support the development of a community center</i>	3%

*After seeing both potential site locations, which site is do you believe should be the preferred site?*

<i>Kingsdale</i>	83%
<i>MSC</i>	17%

*Moving forward the most important issue I want to learn in the next steps is?*

<i>What the architecture will it look like?</i>	9%
<i>How will the project be financed?</i>	69%
<i>Who might the project partners be?</i>	3%
<i>Membership cost and pricing?</i>	15%
<i>When can I begin my workout and meet my friends?</i>	3%

## Participant Comments and Questions

Participants were offered the opportunity to share questions and comments in the “chat feature of the application. The consultant team and city staff reviewed the chat questions live and provided answers or follow-up commentary where possible. Some comments were noted and recognized as not yet having an answer due to the limited detail of the site and program concepts. But these comments are documented here for consideration as the planning process continues.

- It is difficult to understand the scale from these schematic drawings... To get a sense of the size of the pool, etc...
- Is the office going to be like that space over Walgreens? Completely wasted space?
- One elevator is not adequate for the community center.
- What kind of soundproofing would there be between floors? Would the noise from the gyms be heard on the floor below?
- And also, how accessible would senior space be on the upper floors should elevators be down?
- There does not seem to be enough parking.
- Adequate bicycle storage...Since we put those bike paths in...
- There does not appear to be many meeting rooms for senior or other activities.
- The senior space does look small and inadequate... is this in addition to the senior daycare center, or does this replace the older structure? This would be

important to understand as I feel our seniors need this central space more than we need gaming spaces...

- Can the office space become something else if necessary? Since COVID, more people are learning that working from home is cost effective. If the space is not fully utilized, can it be shifted to something else..
- YES!!!
- I thought we had restricted the height of buildings in the City. I understand the condos across the street (Arlington Crossing) were thought to be too tall for the landscape.
- Not sure what a MAC gym is.
- I don't like the open air over the basketball courts... sound. I am thinking of RPAC...those basketball/ racquetball courts are sealed off. Kids scream when they play basketball and the thumping balls is loud.
- I am more impressed with the MSC ideas.
- If there is not enough parking, the center will not succeed.
- Is the program equal space-wise whether it is MSC or Kingsdale?
- Is there any distinction in altitude of both spaces?
- Will it be good drainage or better on one or another site?
- If everything keeps moving forward, what time frame would you see this project being completed?
- Question in my group was asked about a possible performance center similar to Dublin. Also a possibility of some kind of performance area even if it is not a full theater...something to consider... flexibility and multiuse nature of things.
- How feasible is the office space? It's hard to estimate demand with the shift to working from home.
- Is one location more cost effective?
- Would we be leasing space or owning at Kingsdale?
- I'd like to see how the traffic flow in and out would look.
- Will the multiple projects at Kingsdale push the development of the community center further back in time? Will other parts of the project take precedence

for reasons of sequencing or the demands of the developer?

- If the center goes to Kingsdale, the city might want to consider additional pedestrian crossings on Northwest and Tremont, and possibly some No Through Traffic signs on residential streets that could be used as “shortcuts” rather than using major arterials like Fishinger, Zollinger, etc.
- Having used the senior center for a number of years, it seems to me that the space currently available is often underused, the exception being the fitness center, the room for yoga, etc. and the cafeteria.





# Community Center Survey Results

Upper Arlington, Ohio

FALLON RESEARCH & COMMUNICATIONS, INC. ∞ [www.FallonResearch.com](http://www.FallonResearch.com)

# Methods

Telephone interviews performed by specially-trained opinion research interviewers

Conducted with 300 randomly-selected registered voters residing in Upper Arlington, Ohio, using a combination of valid residential, VOIP and cellular telephone listings

+/- 5.65% overall estimated margin of error, with a confidence interval of 11.3% within which the results can vary

November 16 – November 20, 2020

Data was stratified so that the differences in vital characteristics, such as age, gender and geography are represented in proportion to their percentages of the city's electorate

Due to rounding, not all results add up to 100%, and the data is presented in a different order than the questions were asked

Unless otherwise noted, only statistically-significant differences that were outside the confidence interval for the overall estimated margin of sampling error have been reported in this presentation of key findings

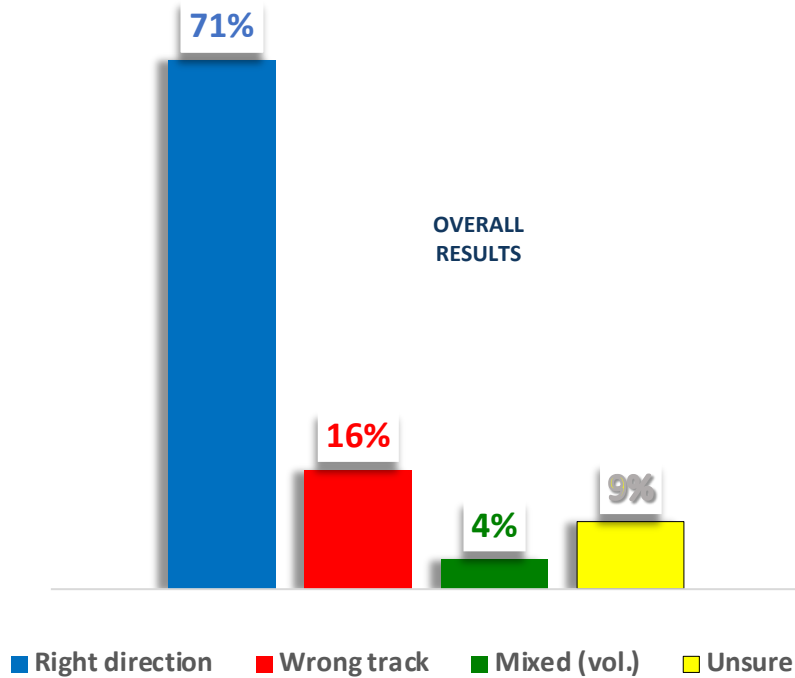


# Opinion Environment

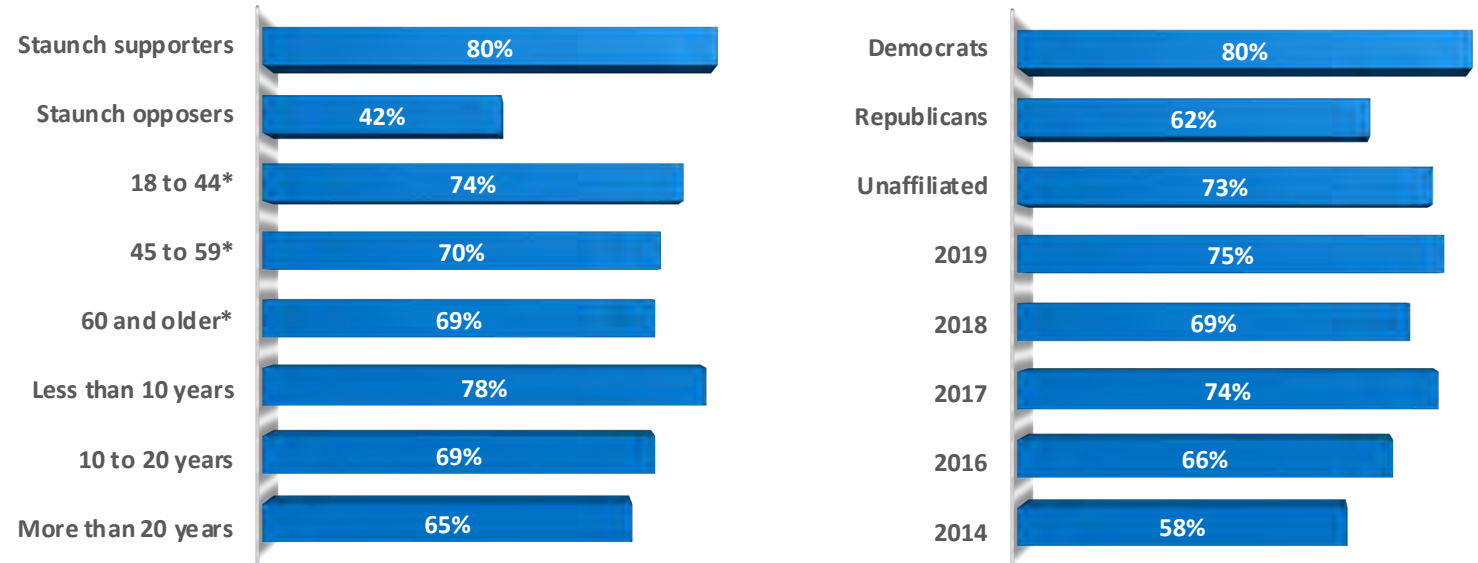
FALLON RESEARCH & COMMUNICATIONS, INC. ∞ [www.FallonResearch.com](http://www.FallonResearch.com)

# Mood of Voters

The electorate was particularly upbeat and appeared very placid, with no indications of any underlying dissent that could substantively taint views about the idea of the proposed community center



SELECT RIGHT DIRECTION SUB-GROUP RESULTS



**Q:**

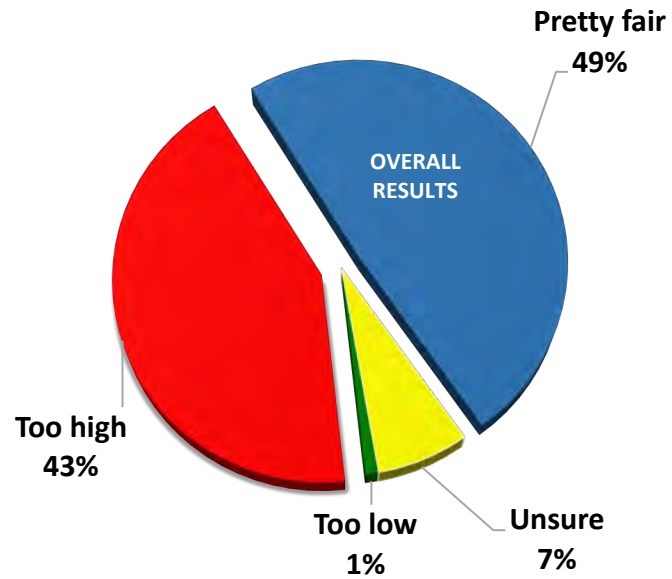
*Would you support or oppose including medical facilities and offices in the community center for private healthcare providers that serve local residents, such as doctors' offices, physical therapy practices and other services?*

\* Differences are not statistically significant

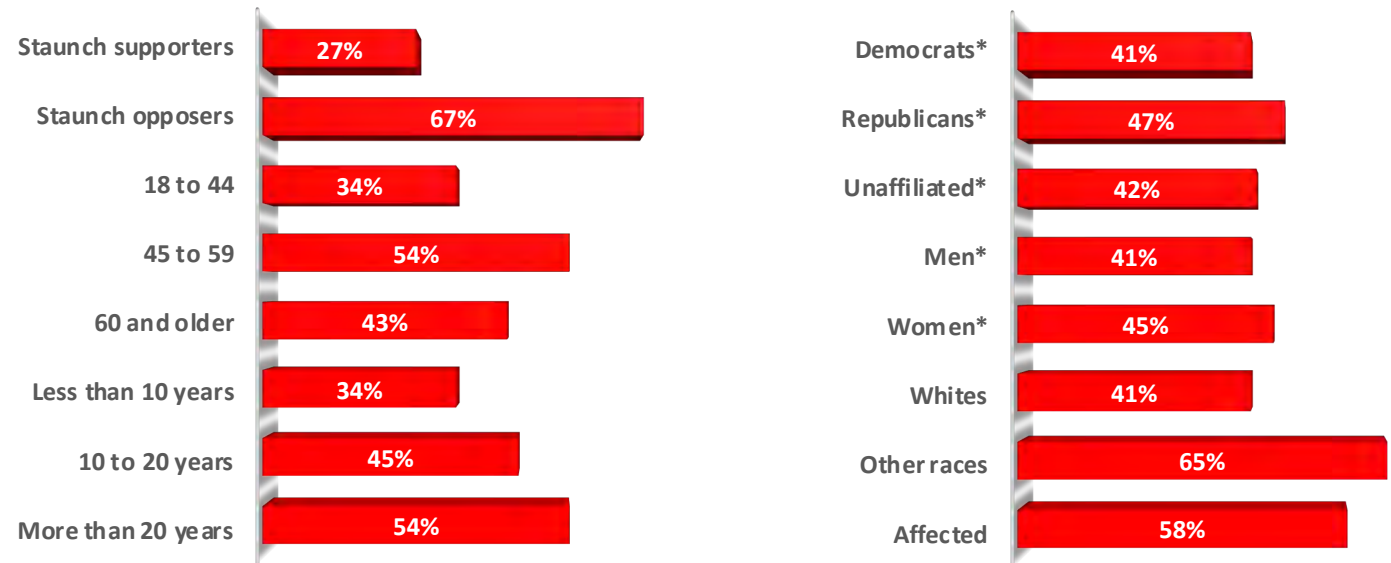


# Taxes

Voters appeared to be generally content with the current level of property taxation, although there were pockets of sensitivity, which help to explain opposition to the idea of a community center



**SELECT TOO HIGH SUB-GROUP RESULTS**



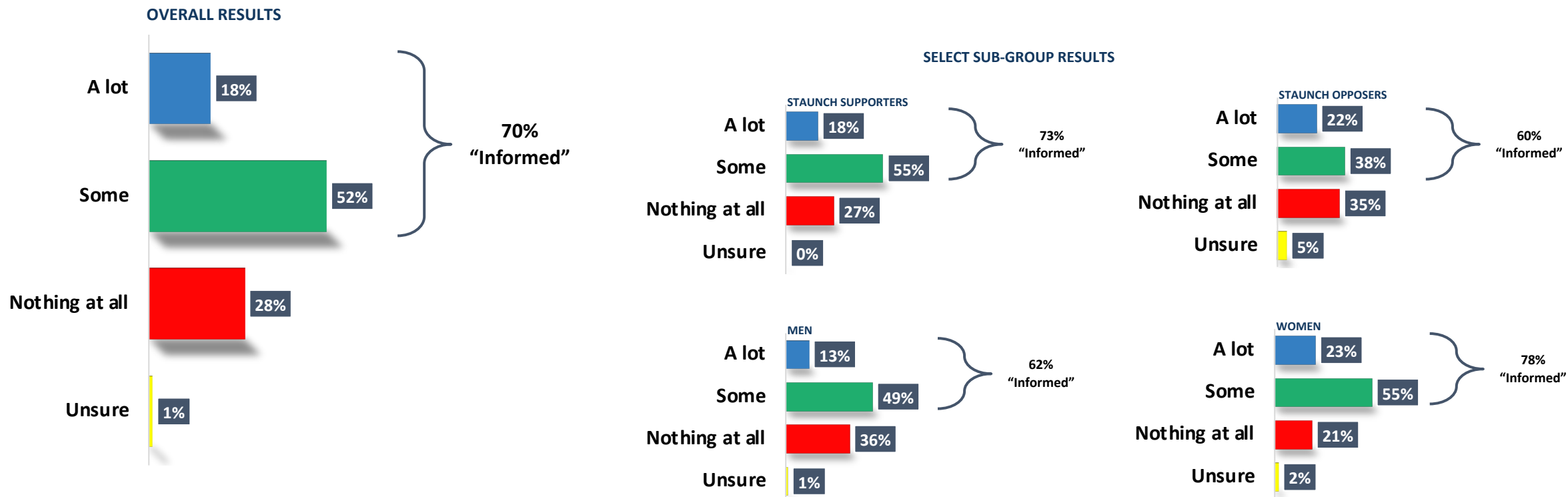
**Q:** *Would you say that property taxes in Upper Arlington are too high, mostly pretty fair or too low?*

\* Differences are not statistically significant



# Awareness

Total “informed” awareness was modestly high, but most have not heard a lot about the proposed community center and will still be responsive to new information; there appears to be some association with support and levels of information suggesting that the more residents have heard about it, the more they liked it



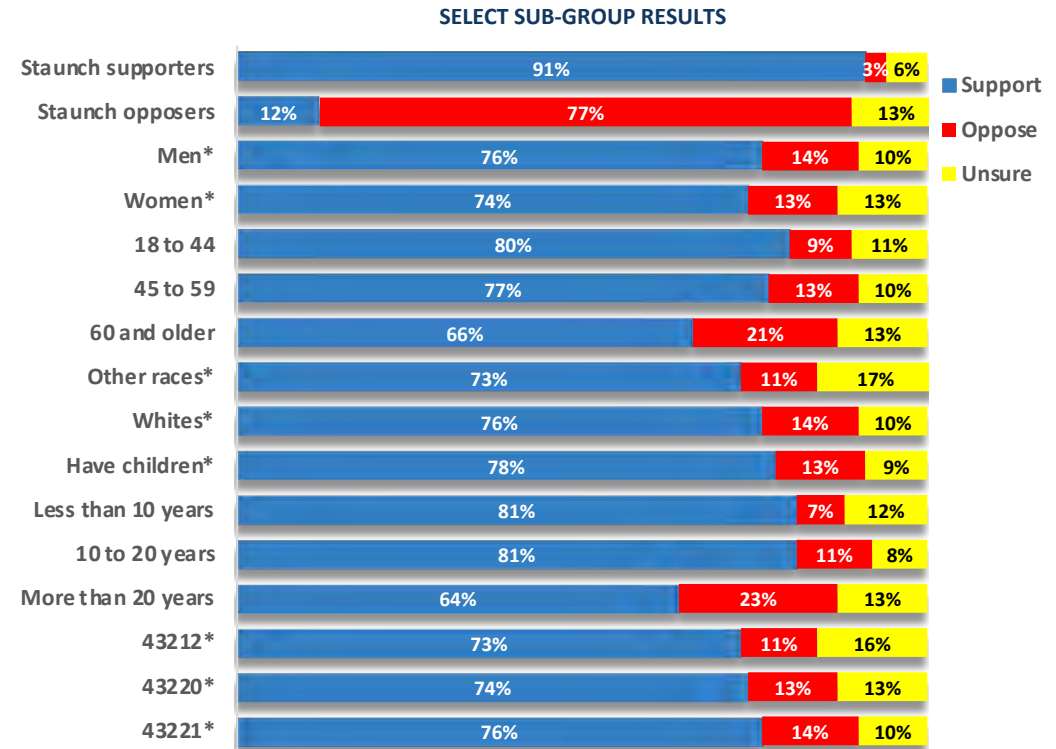
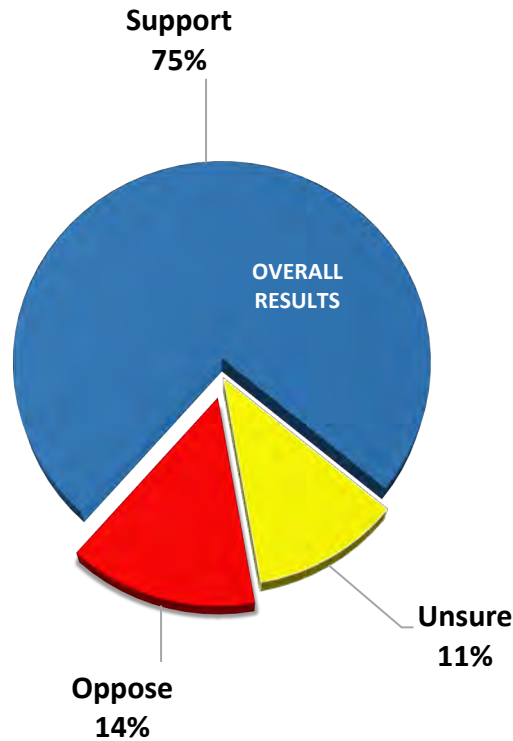
**Q:**

*As you may or may not know, the Community Center Feasibility Task Force for the City of Upper Arlington has been exploring the idea of constructing a community center for athletics & fitness, arts, recreation and civic uses. How much news and information have you heard, read or seen about this matter?*



# Concept

The broad conceptual idea of a community center garnered broad and robust support from all segments of the community, with sentiments being largely consistent among the various sub-groups



**Q:** *Based on what you know at this time, do you support or oppose having the city construct a community center for athletics & fitness, arts, recreation and civic uses in Upper Arlington?*

\* Differences are not statistically significant



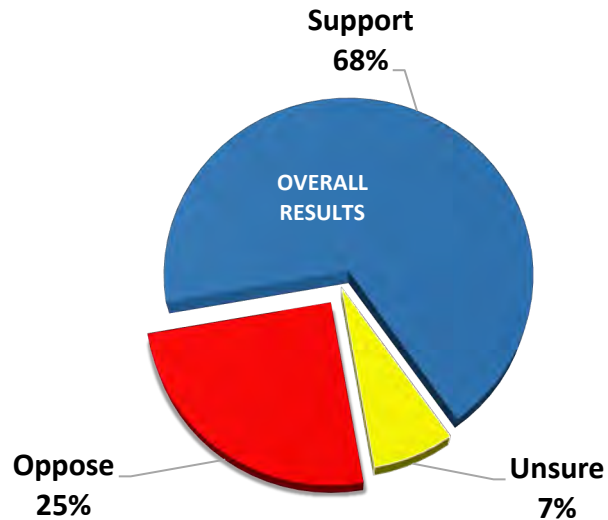
# Community Center Details & Plans

FALLON RESEARCH & COMMUNICATIONS, INC. ∞ [www.FallonResearch.com](http://www.FallonResearch.com)

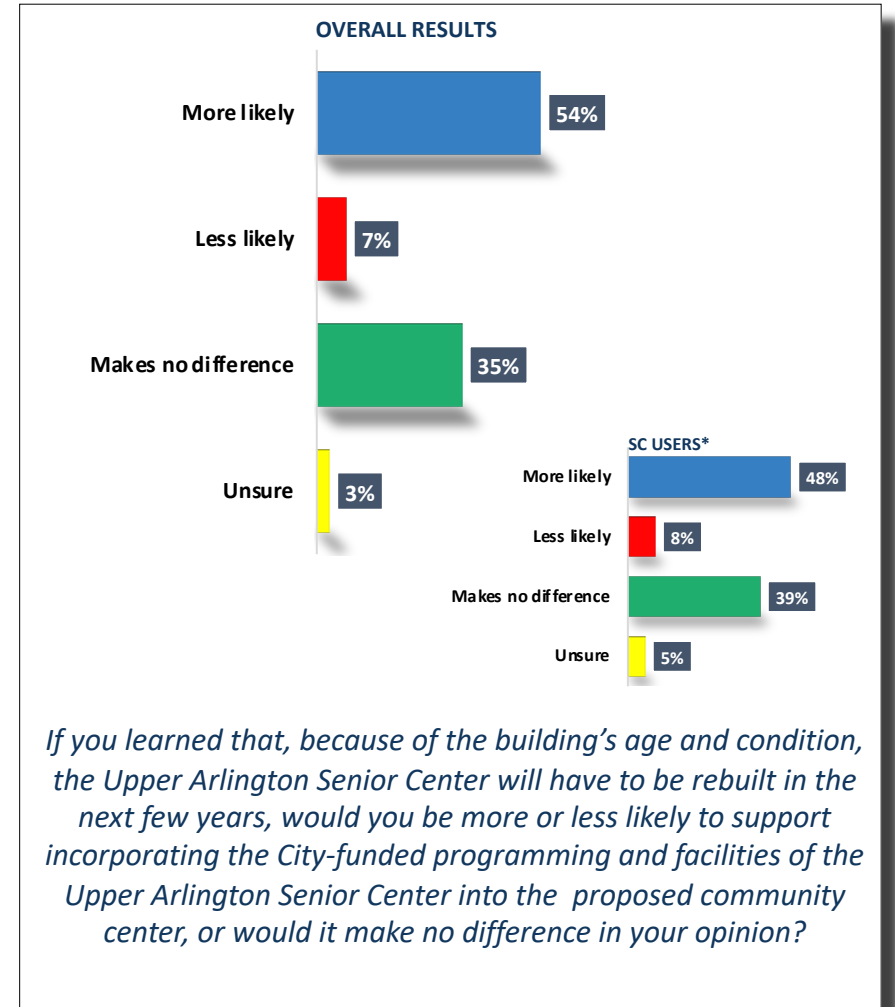
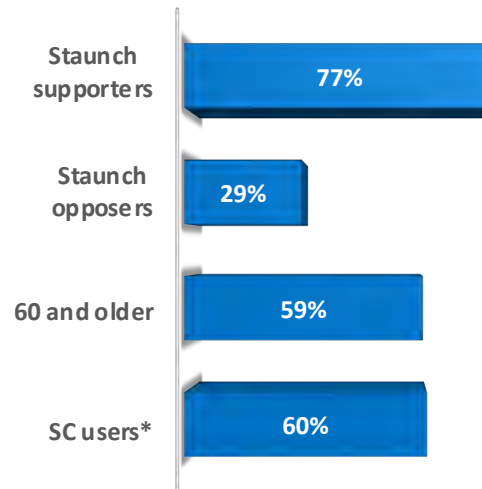


# Senior Center

Incorporating the features and funding of the Senior Center into the proposed community center was well-received among voters, including senior citizens, Senior Center users and a notable portion of staunch opposers, which speaks to the idea's tenability



SELECT SUPPORT SUB-GROUP RESULTS



*If you learned that, because of the building's age and condition, the Upper Arlington Senior Center will have to be rebuilt in the next few years, would you be more or less likely to support incorporating the City-funded programming and facilities of the Upper Arlington Senior Center into the proposed community center, or would it make no difference in your opinion?*

**Q:**

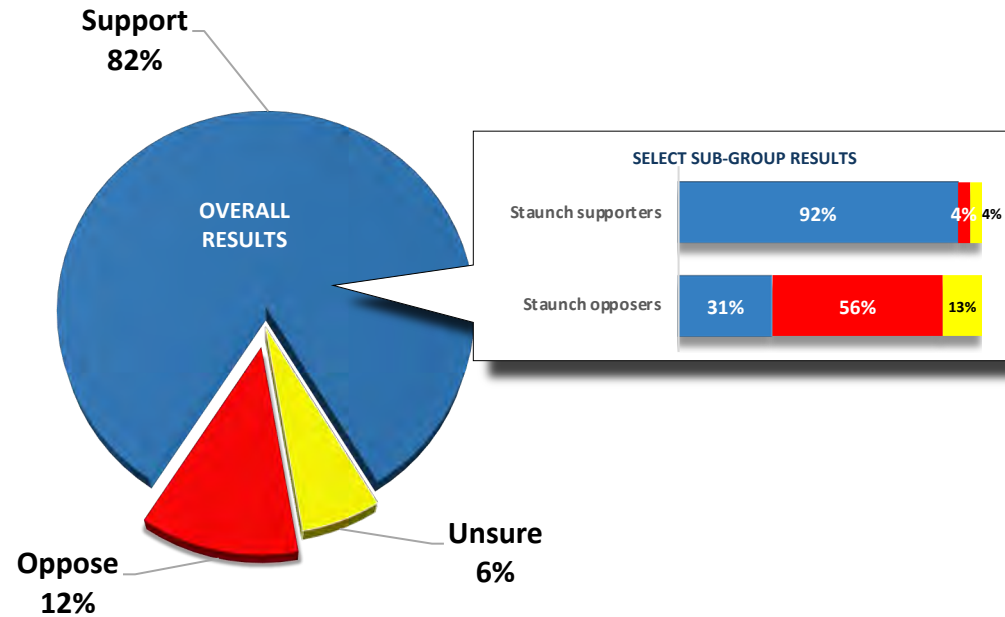
*Do you support or oppose incorporating the City-funded programming and facilities of the Upper Arlington Senior Center into the proposed community center, as well?*

\* Differences are not statistically significant, and caution should be taken when interpreting results with small sub-sample sizes because of greater random variance due to a larger margin of error

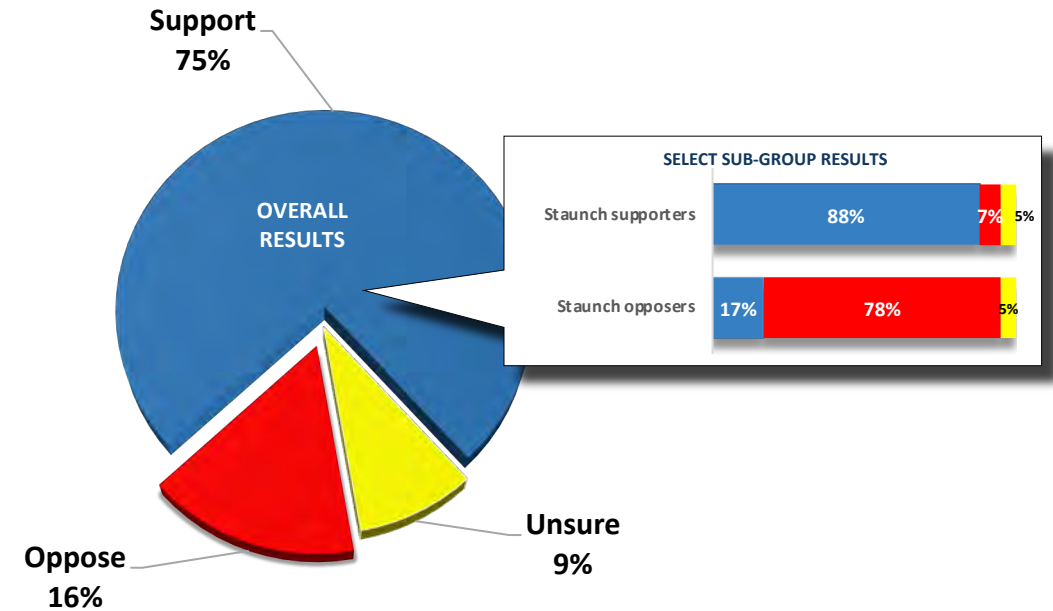


# Kingsdale (split sample)

There was very high support for the Kingsdale location and split-sample testing indicated that views were not significantly affected by the estimated cost implications



**Q:** *VERSION A: Do you support or oppose locating the proposed new community center at the site of the vacant Macy's building at Kingsdale Mall?\**



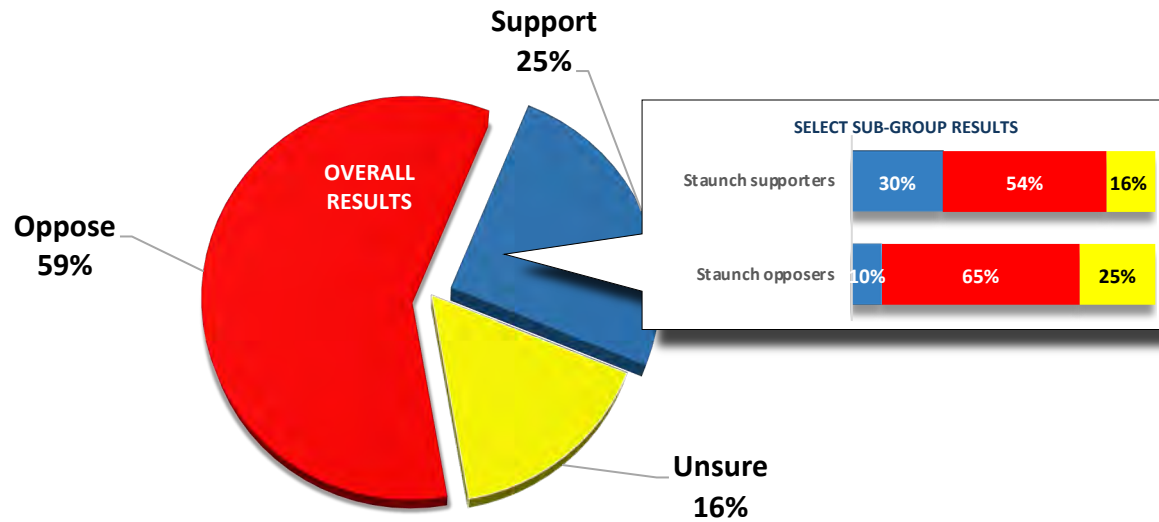
**Q:** *VERSION B: Do you support or oppose locating the proposed new community center at the site of the vacant Macy's building at Kingsdale Mall, which would cost the city about \$50 million dollars?\**

*\* Differences are not statistically significant*

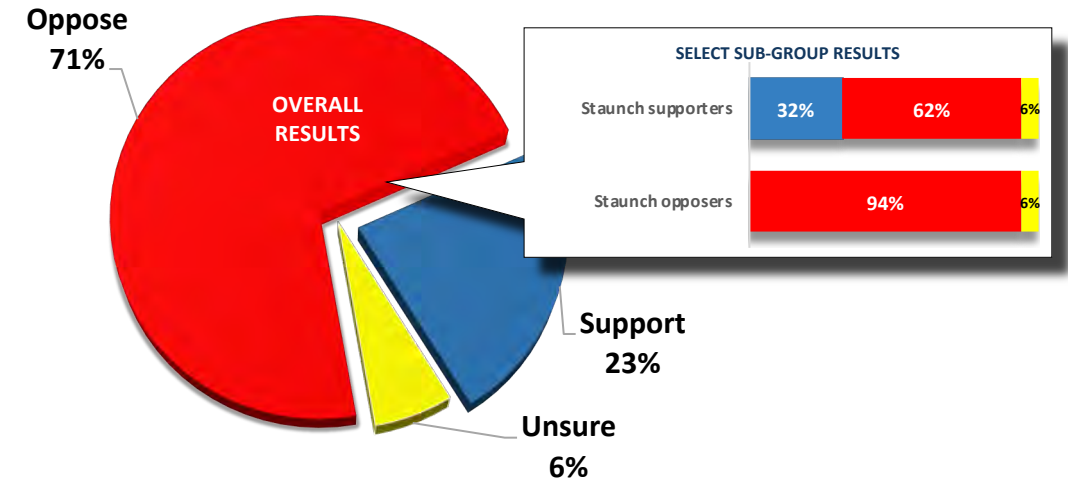


# City Site (split sample)

There was substantial opposition to the city site, which grew significantly higher when an estimated dollar cost was attached to it, indicating it may not be a viable option



**Q:** *VERSION A: Do you support or oppose locating the proposed new community center at the site of the current city administration building on Tremont Road, which would require a new consolidated building to be constructed so the site could accommodate both the community center and city offices?*



**Q:** *VERSION B: Do you support or oppose locating the proposed new community center at the site of the current city administration building on Tremont Road, which would require a new consolidated building to be constructed so the site could accommodate both the community center and city offices, and would cost the city about \$75 million dollars?*

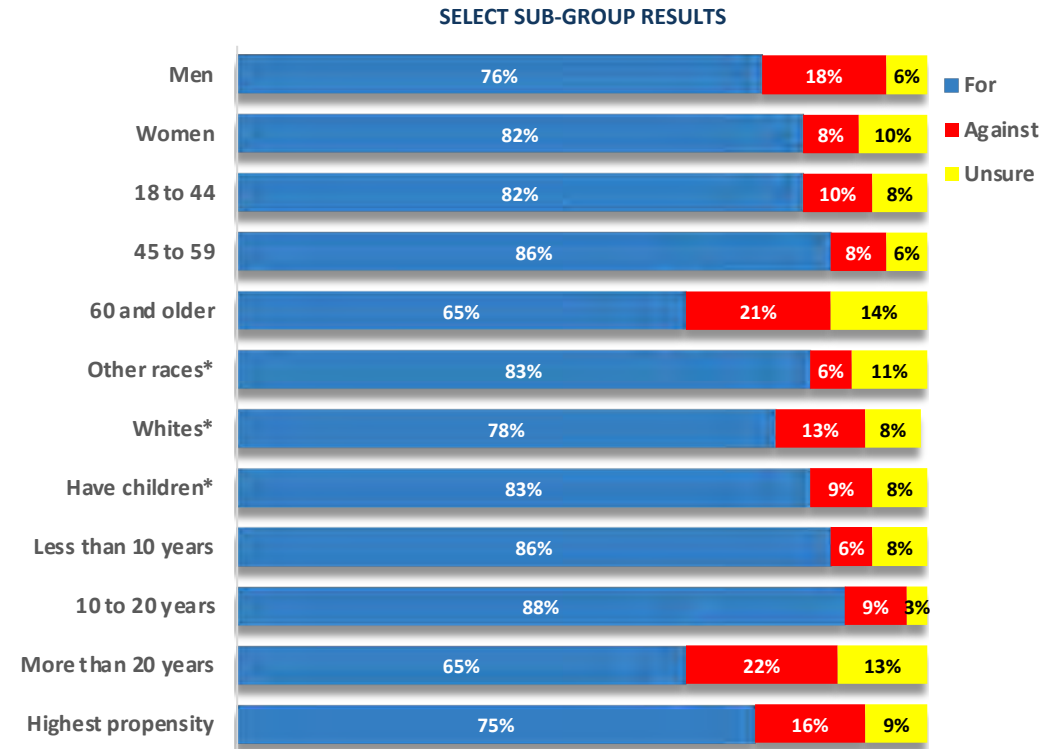
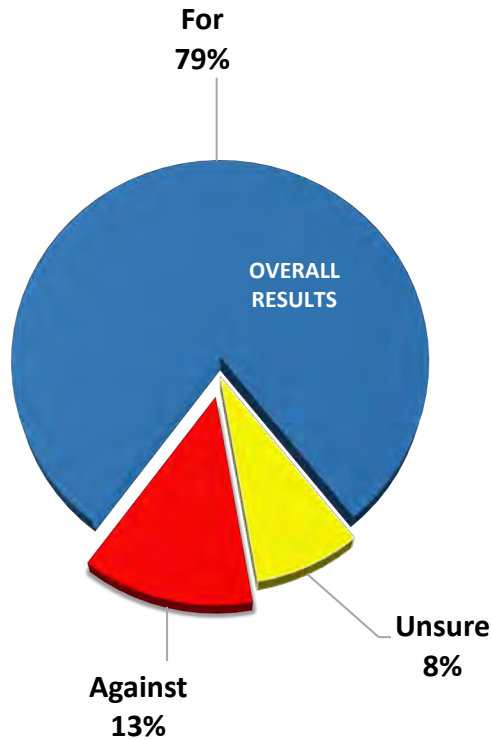


# Financing

FALLON RESEARCH & COMMUNICATIONS, INC. ∞ [www.FallonResearch.com](http://www.FallonResearch.com)

# Bonds

Support for a revenue-neutral referendum was exceptionally high across the board, with no voting key sub-group falling below the 60 percent threshold, including zip code and party



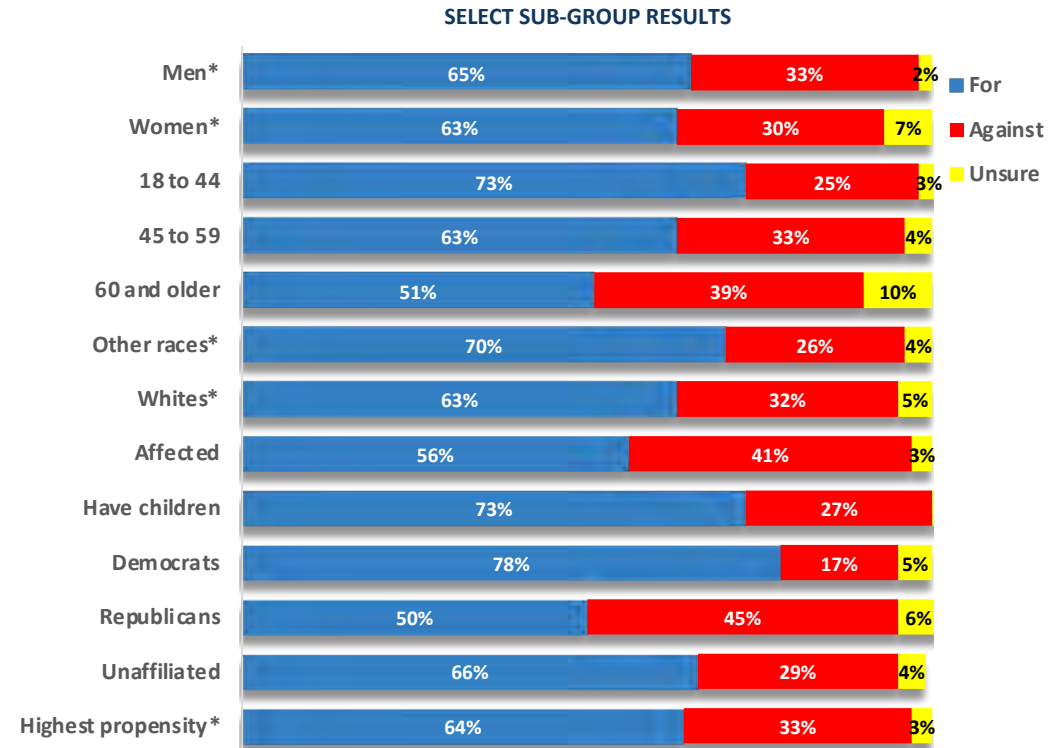
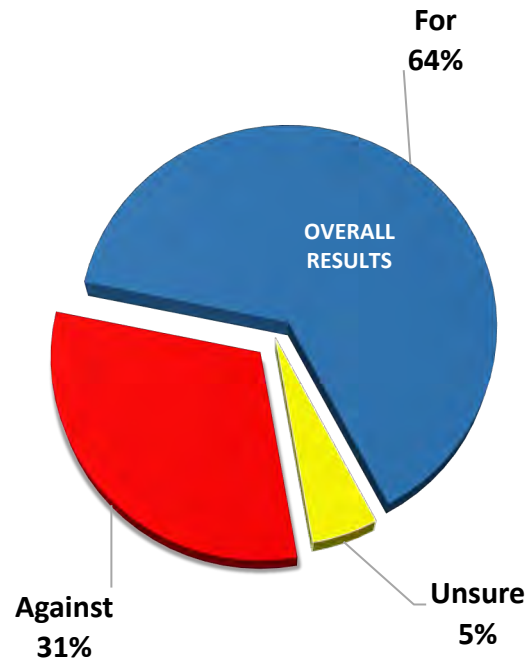
**Q:** *Would you vote for or against authorizing the city to issue up to \$55 million in bonds that would be repaid through existing revenues, without raising any new taxes, for the purpose of constructing a community center?*

\* Differences are not statistically significant



# Property Tax

Although comparatively lower, support for a tax increase was well above the majority threshold, but the outcome of an election might be closer due to some key sub-group differences



**Q:**

*Would you vote for or against authorizing the city to levy a 30-year, one-half mill property tax, which would cost property owners about \$18 dollars each year in additional taxes for each \$100,000 dollars of property value, for the purpose of constructing a community center?*

\* Differences are not statistically significant



# Voting Against

Albeit modest, the primary reasons some voters opposed the proposed community center were due to questions of necessity and various financial concerns

## OVERALL RESULTS (open-ended question)

26%	Facility is not needed
21%	Opposed to a tax increase
12%	Funding will not/has not been spent properly
10%	Costs too much
9%	Opposed to change
6%	Not a priority for public tax dollars/there are other priorities
16%	Other

CAVEAT:  
A fraction of a fraction, 26% citing this objection among a subsample of 32 respondents equates to just 3% overall

## SELECT VERBATIM RESPONSES

*"I DON'T THINK THERE IS A HUGE NEED FOR A COMMUNITY CENTER."*

*"I THINK IT'S FINANCIALLY IRRESPONSIBLE. ALSO, I DON'T TRUST THE CITY IN TERMS OF CONSTRUCTION MANAGEMENT PROJECTS."*

*"I DO NOT WISH TO PAY HIGHER TAXES."*

*"COSTS, AND IT WOULD NOT SERVE ENOUGH OF THE COMMUNITY."*

n=32\*

Q:

*What is the biggest reason that you would vote against both of these issues?*

\* Asked only to those who voted against both in the 2 preceding questions

Toll-free: (800) 676-3996 ∞ Columbus, OH (614) 341-7005 ∞ Washington, DC (202) 263-7292

Fax: (202) 318-0346 ∞ Email: [info@fallonresearch.com](mailto:info@fallonresearch.com)

Mail: Fallon Research & Communications, Inc. ∞ P.O. Box 12181, Columbus, Ohio 43212

@PFallonResearch

@FallonResearch





# Questions?

TOLL-FREE (800) 676-3996 ∞ [www.FallonResearch.com](http://www.FallonResearch.com)

Columbus, OH (614) 341-7005 ∞ Washington, DC (202) 263-7292



@PFallonResearch | @FallonResearch



## COMMUNITY CENTER SURVEY

Upper Arlington, Ohio

11/16/2020 - 11/20/2020

Registered Voters

300n, +/- 5.65%

(due to rounding, not all results may add up to 100%)



www.FallonResearch.com

---

*Q. 1. Generally speaking, would you say that Upper Arlington is going in the right direction, or has it gotten off onto the wrong track?*

71.1% Right direction  
16 Wrong track  
4.1 Mixed/both (volunteered)  
8.8 Unsure/no answer

---

### Turning to look more closely at some local financial matters...

*Q. 2. Would you say that property taxes in Upper Arlington are too high, mostly pretty fair or too low?*

43.3% Too high  
49.4 Pretty fair  
.4 Too low  
6.9 Unsure/no answer

---

*Q. 3. As a result of the coronavirus, have you or has anyone in your household lost employment or income during the pandemic?*

27.1% Yes  
72.9 No  
0 Unsure/no answer

---

### Turning to another matter...

**As you may or may not know, the Community Center Feasibility Task Force for the City of Upper Arlington has been exploring the idea of constructing a community center for athletics & fitness, arts, recreation and civic uses...**

*Q. 4. How much news and information have you heard, read or seen about this matter? Is it a lot of news and information, some news and information or nothing at all?*

18.3% A lot  
52.2 Some  
28.1 Nothing at all - skipped next 2 questions  
1.4 Unsure/no answer - skipped next 2 questions

---

*Q. 5. As options for the proposed community center have been explored, how would you rate the job that has been done to seek input from the community? Would you say it was excellent, good, fair, poor or very poor?*

**n=211**

**42.1% TOTAL POSITIVE RATING**

11.9 Excellent

30.2 Good

32.7% Fair

**19.2% TOTAL NEGATIVE RATING**

13 Poor

6.2 Very poor

6% Unsure/no answer

---

*Q. 6. Where have you gotten most of your information about the plans for the proposed community center? Was it from...*

**n=211**

(randomly rotated)

16.3% Social media

5.5 Websites on the Internet

18.3 Email newsletters from the city

15.5 Newspapers

8 Friends and neighbors...or...

21.7 The city's bi-monthly newsletter, which is sent in the mail

14.4 All/combination (volunteered)

0 Other (volunteered – recorded response)

.4 Unsure/no answer

---

*Q. 7. Based on what you know at this time, do you support or oppose having the city construct a community center for athletics & fitness, arts, recreation and civic uses in Upper Arlington?*

75.1% Support

13.7 Oppose

11.2 Unsure/no answer

---

*Q. 8. If you learned that, in addition to the various programs being offered, the proposed community center will have...(randomly rotated)...dedicated space and programming for seniors...indoor swimming facilities...teen programs...gymnasiums for indoor sports...fitness facilities and running track...and...gathering and meeting spaces...(ended rotation)...would you be more or less likely to support having the city construct a community center for athletics &*

*fitness, arts, recreation and civic uses in Upper Arlington, or would it make no difference in your opinion?*

68.5% More likely  
5.1 Less likely  
23.6 No difference  
2.8 Unsure/no answer

---

*Q. 9. Do you support or oppose incorporating the City-funded programming and facilities of the Upper Arlington Senior Center into the proposed community center, as well?*

69.6% Support  
12.8 Oppose  
17.5 Unsure/no answer

---

*Q. 10. If you learned that, because of the building's age and condition, the Upper Arlington Senior Center will have to be rebuilt in the next few years, would you be more or less likely to support incorporating the City-funded programming and facilities of the Upper Arlington Senior Center into the proposed community center, or would it make no difference in your opinion?*

54.2% More likely  
7 Less likely  
35.2 No difference  
3.6 Unsure/no answer

---

**Looking at possible locations, if one is built...**

(ROTATED NEXT 2 QUESTIONS WITH MATCHED A/B SPLITS FOR QUESTIONS 11 & 12)

(SPLIT SAMPLE – Randomly assigned to version A or B)

*Q. 11A. Do you support or oppose locating the proposed new community center at the site of the vacant Macy's building at Kingsdale Mall?*

82.1% Support  
11.8 Oppose  
6.2 Unsure/no answer

*Q. 11B. Do you support or oppose locating the proposed new community center at the site of the vacant Macy's building at Kingsdale Mall, which would cost the city about \$50 million dollars?*

74.8% Support  
16.4 Oppose  
8.8 Unsure/no answer

---

(SPLIT SAMPLE – Randomly assigned to version A or B)

*Q. 12A. Do you support or oppose locating the proposed new community center at the site of the current city administration building on Tremont Road, which would require a new consolidated building to be constructed so the site could accommodate both the community center and city offices?*

24.6% Support  
59.1 Oppose  
16.3 Unsure/no answer

*Q. 12B. Do you support or oppose locating the proposed new community center at the site of the current city administration building on Tremont Road, which would require a new consolidated building to be constructed so the site could accommodate both the community center and city offices, and would cost the city about \$75 million dollars?*

23% Support  
70.6 Oppose  
6.5 Unsure/no answer

---

**Looking at possible ballot questions that may be placed before voters to decide whether to build a community center for athletics, arts & recreation and civic uses in Upper Arlington...**

(ROTATED NEXT 2 QUESTIONS)

*Q. 13. Would you vote for or against authorizing the city to issue up to \$55 million in bonds that would be repaid through existing revenues, without raising any new taxes, for the purpose of constructing a community center?*

78.9% For  
12.6 Against  
8.5 Unsure/no answer

---

*Q. 14. Would you vote for or against authorizing the city to levy a 30-year, one-half mill property tax, which would cost property owners about \$18 dollars each year in additional taxes for each \$100,000 dollars of property value, for the purpose of constructing a community center?*

63.7% For  
31.4 Against  
4.9 Unsure/no answer

---

(ASKED ONLY TO RESPONDENTS AGAINST IN BOTH PRECEDING QUESTIONS) Q.

*15. What is the biggest reason that you would vote against both of these issues?*

**n=32**  
20.7% Opposed to a tax increase  
26.1 Facility is not needed  
10.2 Costs too much

- 9.2 Opposed to change
- 6.3 Not a priority for public tax dollars/there are other priorities
- 11.8 Funding will not/has not been spent properly
- 15.6 Other

---

**Looking at some other possible configurations for the proposed community center...**

(ROTATED NEXT 2 QUESTIONS)

*Q. 16. Would you support or oppose including office space in the community center that could be rented to private businesses and tenants, in order to generate revenue and offset operating and maintenance costs?*

- 68.3% Support
- 25 Oppose
- 6.7 Unsure/no answer

---

*Q. 17. Would you support or oppose including medical facilities and offices in the community center for private healthcare providers that serve local residents, such as doctors' offices, physical therapy practices and other services?*

- 50.9% Support
- 41.5 Oppose
- 7.6 Unsure/no answer

---

**Finally, I have a few short questions for statistical purposes...**

*Q. 18. I would like to read you a list of age groups. Please stop me when I get to the one you are in:*

- 40.5% 18 to 44
- 34.1 45 to 59...or...
- 25 60 and older
- .3 Unsure/no answer

---

*Q. 19. Which of the following do you consider to be your main race? Is it...*

- 89.5% White
- 1.7 African-American
- 2.3 Hispanic or Latino
- 3.4 Asian or Indian...or...
- 2 Something else
- .8 Mixed race (volunteered)
- .3 Unsure/no answer

*Q. 20. Do you currently have any children in your household under 18 years of age?*

48% Yes  
51.4 No  
.6 Unsure/no answer

---

*Q. 21. How long have you lived in the city of Upper Arlington? Is it...*

43.4% Less than 10 years  
20.9 10 to 20 years  
35.1 More than 20 years  
.6 Unsure/no answer

---

*Q. 22. Although the pandemic may have temporarily changed your habits, in general, how often do you use or visit the Upper Arlington Senior Center, which is located on Ridgeview Road? Would you say you use or visit it frequently, occasionally or not at all?*

2.9% Frequently  
6.7 Occasionally  
90.2 Not at all  
.2 Unsure/no answer

---

*Gender:*

47% Male  
53 Female



---

# VERBATIM RESPONSES

---

*Q. 15. What is the biggest reason that you would vote against both of these issues?*

I THINK IT'S FINANCIALLY IRRESPONSIBLE. ALSO, I DON'T TRUST THE CITY IN TERMS OF CONSTRUCTION MANAGEMENT PROJECTS.

I DON'T THINK THEY NEED IT. THERE'S ALREADY A NEW BUILDING ON ONE END OF THE HIGH SCHOOL.

I LIKE THE WAY THINGS ARE NOW.

A LOT OF MONEY BEING SPENT.

IT WAS ALREADY VOTED ON IN THE PAST.

IT GOES BACK TO THE VERY FIRST QUESTION, BECAUSE I THINK UPPER ARLINGTON IS MOVING TOWARDS BEING GENTRIFIED AND I DON'T THINK IT'S FAIR TO THOSE WHO'VE BEEN HERE FOR DECADES.

THE BIGGEST REASON I WOULD VOTE AGAINST IT WOULD BE BECAUSE OF THE DEVELOPMENT THAT WOULD GO WITH THE COMMUNITY CENTER. IF THE COMMUNITY CENTER WAS A FREE-STANDING BUILDING, I WOULD BE FOR IT.

PEOPLE NEED TO JOIN THESE PROGRAMS AND PAY FOR IT THEMSELVES.

PRIOR RESEARCH HAS SHOWN THAT THEY HAVE NO ABILITY IN MANAGING THE OPERATIONAL COST. THERE IS NO WAY TO PAY THE COST OF THE BUILDING COMPLETELY, WITHOUT RAISING TAXES.

PAYING 14 PERCENT SCHOOL TAX WOULD BE TOO MUCH ON MY LIMITED INCOME.

I DO NOT WISH TO PAY HIGHER TAXES.

I DON'T BELIEVE PEOPLE WOULD BENEFIT FROM IT.

CURRENTLY, WE HAVE A HUGE PUBLIC SCHOOL BUILDING IN PROCESS THAT WOULD BE ABLE TO ACCOMODATE THE FACILITIES THAT THE CENTERS WOULD PROVIDE. IT WOULD DUPLICATE THE PROPOSED CENTERS.

THERE IS NO WAY THAT IT IS GUARANTEED THAT THEY WOULD ONLY USE THE MONEY FOR THOSE PROJECTS.

BECAUSE THERE IS TOO MUCH MONEY GOING TOWARDS THAT PROJECT.

TAXES ARE HIGH ENOUGH.

I DON'T THINK WE NEED THEM.

COSTS, AND IT WOULD NOT SERVE ENOUGH OF THE COMMUNITY.

NO, THEY SHOULD HAVE THEIR OWN BUILDING AND SPACE.

PROPERTY TAXES, IN GENERAL, ARE TOO HIGH. ALTHOUGH THE IDEA IS GREAT, I'M NOT SURE HOW ECONOMICALLY THOUGHT OUT IT WAS OR THAT THEY GOT ENOUGH FEEDBACK FROM THE COMMUNITY.

I THINK MY TAXES ARE ABOUT RIGHT, AS THEY ARE NOW, AND I DON'T WANT TO SEE THEM GOING UNDER.

THERE IS MINIMAL NEED.

IF PEOPLE WANT TO LIVE IN A COMMUNITY THAT HAS THOSE FACILITIES, THEY COULD MOVE TO DUBLIN, OR OLENTANGY, OR SOMEWHERE.



THERE ARE BETTER USES FOR TAXPAYERS' DOLLARS.

I DON'T WANT THE NEW TAXES.

I DON'T THINK THERE IS A HUGE NEED FOR A NEW COMMUNITY CENTER.

I THINK THAT IT WOULD RUN OUT OF BUSINESS AND IMPACT THE LOCAL GYMS AND THINGS IN THE CITY.

THE VOTERS HAVE VOTED IT DOWN TWICE, SO QUIT PUSHING YOUR AGENDA. NO MORE RAISING OUR TAXES. YOU ARE PUSHING PEOPLE OUT OF THE COMMUNITY THAT HAVE LIVED HERE FOR A LIFETIME. IT'S DISGUSTING!

PEOPLE ARE STRAPPED FOR MONEY AND IT'S NOT NECESSARY. THE MOTIVATION IS SUSPECT.

I DON'T THINK WE NEED A COMMUNITY CENTER.

BECAUSE THEY HAVE SPENT A LITTLE TOO MUCH MONEY ON SCHOOLS. TOO MANY TAXES RAISED ON WRONGFULLY BUILT CONSTRUCTION.

WEAK LEADERSHIP IN THE CITY AND NOT LISTENING TO TAXPAYERS.

THEY'RE SPENDING TOO MUCH MONEY.

THE COSTS.

AS LONG AS THEY DON'T RAISE TAXES ON ME.

LIVING HERE FOR 30 YEARS, IT IS NOT THE SAME.

		INFORMED: (Q. 4)	OPINION DYNAMICS:			AGE GROUP:				Table Total
		Heard a lot/some information	Vote FOR both (Qs. 13 & 14)	Vote AGAINST both (Qs. 13 & 14)	Other	18 to 44	45 to 59	60 and older	DK/NA	
Q. 1. Generally speaking, would you say that Upper Arlington is going in the right direction, or has it gotten off onto the wrong track?	Right direction	69.9%	80.0%	42.5%	64.7%	73.7%	70.1%	69.3%	.0%	71.1%
	Wrong track	18.2%	8.6%	44.5%	19.7%	10.6%	20.5%	17.4%	100.0%	16.0%
	Mixed/both	3.5%	2.5%	7.3%	5.9%	3.6%	4.2%	4.7%	.0%	4.1%
	DK/NA	8.5%	8.9%	5.8%	9.8%	12.2%	5.1%	8.6%	.0%	8.8%
Table Total		100.0%	100.0%	100.0%	100.0%	100.0%	100.0%	100.0%	100.0%	100.0%

		RACE: (consolidated)			CHILDREN UNDER 18 YEARS OF AGE IN HOUSEHOLD:			LENGTH OF RESIDENCY:				Table Total
		White	Other	DK/NA	Yes	No	DK/NA	Less than 10 years	10 to 20 years	More than 20 years	DK/NA	
Q. 1. Generally speaking, would you say that Upper Arlington is going in the right direction, or has it gotten off onto the wrong track?	Right direction	70.8%	75.7%	.0%	72.4%	70.8%	.0%	77.7%	69.2%	65.2%	.0%	71.1%
	Wrong track	16.2%	14.5%	.0%	16.0%	14.9%	100.0%	8.8%	14.9%	24.8%	60.5%	16.0%
	Mixed/both	4.0%	5.0%	.0%	4.2%	4.1%	.0%	2.0%	10.7%	2.7%	.0%	4.1%
	DK/NA	9.0%	4.8%	100.0%	7.5%	10.2%	.0%	11.5%	5.2%	7.2%	39.5%	8.8%
Table Total		100.0%	100.0%	100.0%	100.0%	100.0%	100.0%	100.0%	100.0%	100.0%	100.0%	100.0%

		GENDER:		ZIP CODE:			PARTISAN REGISTRATION:			HIGHEST PROPENSITY PRIMARY VOTERS:	USE OF SENIOR CENTER: (consolidated)	Table Total
		Male	Female	43212	43220	43221	Democrat	Republican	Unaffiliated	Voted in, at least, 2 of the last 3 primary elections (2017, 2018 and/or 2020)	Frequently/occasionally	
		Col %	Col %	Col %	Col %	Col %	Col %	Col %	Col %	Col %	Col %	Col %
Q. 1. Generally speaking, would you say that Upper Arlington is going in the right direction, or has it gotten off onto the wrong track?	Right direction	70.5%	71.6%	57.3%	77.1%	69.1%	79.8%	61.9%	73.2%	74.3%	76.3%	71.1%
	Wrong track	17.6%	14.5%	11.9%	11.8%	19.0%	10.1%	23.2%	13.7%	17.8%	14.2%	16.0%
	Mixed/both	2.7%	5.3%	4.6%	2.7%	4.9%	2.4%	5.8%	3.7%	2.3%	4.0%	4.1%
	DK/NA	9.2%	8.6%	26.3%	8.3%	7.0%	7.7%	9.1%	9.4%	5.6%	5.5%	8.8%
Table Total		100.0%	100.0%	100.0%	100.0%	100.0%	100.0%	100.0%	100.0%	100.0%	100.0%	100.0%

		Q. 13. Would you vote for or against authorizing the city to issue up to \$55 million in bonds that would be repaid through existing revenues, without raising any new taxes, for the purpose of constructing a community center?			Q. 14. Would you vote for or against authorizing the city to levy a 30-year, one-half mill property tax, which would cost property owners about \$18 dollars each year in additional taxes for each \$100,000 dollars of property value, for the purpose of...			Table Total
		For	Against	DK/NA	For	Against	DK/NA	
		Col %	Col %	Col %	Col %	Col %	Col %	Col %
Q. 2. Would you say that property taxes in Upper Arlington are too high, mostly pretty fair or too low?	Too high	38.9%	62.2%	55.6%	28.0%	72.9%	51.1%	43.3%
	Pretty fair	53.5%	34.3%	34.5%	62.4%	24.7%	39.9%	49.4%
	Too low	.2%	1.7%	.0%	.3%	.7%	.0%	.4%
	DK/NA	7.4%	1.9%	9.9%	9.3%	1.7%	8.9%	6.9%
Table Total		100.0%	100.0%	100.0%	100.0%	100.0%	100.0%	100.0%

		INFORME D: (Q. 4)	OPINION DYNAMICS:			AGE GROUP:				Table Total
		Heard a lot/some information	Vote FOR both (Qs. 13 & 14)	Vote AGAINST both (Qs. 13 & 14)	Other	18 to 44	45 to 59	60 and older	DK/NA	
Q. 2. Would you say that property taxes in Upper Arlington are too high, mostly pretty fair or too low?	Too high	38.1%	27.1%	66.5%	64.9%	33.8%	53.9%	43.4%	100.0%	43.3%
	Pretty fair	57.1%	64.2%	31.6%	28.6%	56.8%	43.4%	46.5%	.0%	49.4%
	Too low	.3%	.3%	1.9%	.0%	.0%	.0%	1.6%	.0%	.4%
	DK/NA	4.6%	8.4%	.0%	6.5%	9.5%	2.7%	8.5%	.0%	6.9%
Table Total		100.0%	100.0%	100.0%	100.0%	100.0%	100.0%	100.0%	100.0%	100.0%

		RACE: (consolidated)			CHILDREN UNDER 18 YEARS OF AGE IN HOUSEHOLD:			LENGTH OF RESIDENCY:				Table Total
		White	Other	DK/NA	Yes	No	DK/NA	Less than 10 years	10 to 20 years	More than 20 years	DK/NA	
Q. 2. Would you say that property taxes in Upper Arlington are too high, mostly pretty fair or too low?	Too high	40.7%	64.5%	100.0%	41.1%	44.6%	100.0%	33.6%	44.8%	54.1%	60.5%	43.3%
	Pretty fair	52.1%	27.4%	.0%	54.7%	45.1%	.0%	53.2%	52.1%	43.4%	39.5%	49.4%
	Too low	.4%	.0%	.0%	.0%	.8%	.0%	.4%	.0%	.6%	.0%	.4%
	DK/NA	6.8%	8.1%	.0%	4.2%	9.5%	.0%	12.8%	3.1%	2.0%	.0%	6.9%
Table Total		100.0%	100.0%	100.0%	100.0%	100.0%	100.0%	100.0%	100.0%	100.0%	100.0%	100.0%

		GENDER:		ZIP CODE:			PARTISAN REGISTRATION:			HIGHEST PROPENSITY PRIMARY VOTERS:	USE OF SENIOR CENTER: (consolidated)	Table Total
		Male	Female	43212	43220	43221	Democrat	Republican	Unaffiliated	Voted in, at least, 2 of the last 3 primary elections (2017, 2018 and/or 2020)	Frequently/occasionally	
		Col %	Col %	Col %	Col %	Col %	Col %	Col %	Col %	Col %	Col %	Col %
Q. 2. Would you say that property taxes in Upper Arlington are too high, mostly pretty fair or too low?	Too high	41.4%	44.9%	37.7%	39.6%	46.2%	40.7%	47.1%	41.7%	40.6%	45.3%	43.3%
	Pretty fair	49.9%	49.1%	45.6%	52.9%	47.8%	53.8%	48.1%	47.7%	56.3%	52.7%	49.4%
	Too low	.4%	.4%	2.9%	.0%	.3%	.0%	1.2%	.0%	1.4%	2.0%	.4%
	DK/NA	8.3%	5.7%	13.8%	7.5%	5.7%	5.5%	3.7%	10.5%	1.6%	.0%	6.9%
Table Total		100.0%	100.0%	100.0%	100.0%	100.0%	100.0%	100.0%	100.0%	100.0%	100.0%	100.0%

		Q. 2. Would you say that property taxes in Upper Arlington are too high, mostly pretty fair or too low?				Q. 13. Would you vote for or against authorizing the city to issue up to \$55 million in bonds that would be repaid through existing revenues, without raising any new taxes, for the purpose of constructing a community center?			Q. 14. Would you vote for or against authorizing the city to levy a 30-year, one-half mill property tax, which would cost property owners about \$18 dollars each year in additional taxes for each \$100,000 dollars of property value, for the purpose of...			Table Total
		Too high	Pretty fair	Too low	DK/NA	For	Against	DK/NA	For	Against	DK/NA	
		Col %	Col %	Col %	Col %	Col %	Col %	Col %	Col %	Col %	Col %	Col %
Q. 3. As a result of the coronavirus, have you or has anyone in your household lost employment or income during the pandemic?	Yes	36.2%	18.5%	.0%	33.1%	24.5%	42.4%	28.5%	23.6%	35.6%	17.7%	27.1%
	No	63.8%	81.5%	100.0%	66.9%	75.5%	57.6%	71.5%	76.4%	64.4%	82.3%	72.9%
Table Total		100.0%	100.0%	100.0%	100.0%	100.0%	100.0%	100.0%	100.0%	100.0%	100.0%	100.0%

		INFORMED: (Q. 4)	OPINION DYNAMICS:				AGE GROUP:				Table Total
		Heard a lot/some information	Vote FOR both (Qs. 13 & 14)	Vote AGAINST both (Qs. 13 & 14)	Other	18 to 44	45 to 59	60 and older	DK/NA		
											Col %
Q. 3. As a result of the coronavirus, have you or has anyone in your household lost employment or income during the pandemic?	Yes	29.2%	24.0%	47.2%	25.8%	24.9%	40.4%	12.9%	.0%	27.1%	
	No	70.8%	76.0%	52.8%	74.2%	75.1%	59.6%	87.1%	100.0%	72.9%	
Table Total		100.0%	100.0%	100.0%	100.0%	100.0%	100.0%	100.0%	100.0%	100.0%	

		RACE: (consolidated)			CHILDREN UNDER 18 YEARS OF AGE IN HOUSEHOLD:			LENGTH OF RESIDENCY:				Table Total
		White	Other	DK/NA	Yes	No	DK/NA	Less than 10 years	10 to 20 years	More than 20 years	DK/NA	
Q. 3. As a result of the coronavirus, have you or has anyone in your household lost employment or income during the pandemic?	Yes	27.0%	28.4%	.0%	34.0%	20.4%	42.6%	24.7%	22.9%	33.0%	.0%	27.1%
	No	73.0%	71.6%	100.0%	66.0%	79.6%	57.4%	75.3%	77.1%	67.0%	100.0%	72.9%
Table Total		100.0%	100.0%	100.0%	100.0%	100.0%	100.0%	100.0%	100.0%	100.0%	100.0%	100.0%

		GENDER:		ZIP CODE:			PARTISAN REGISTRATION:			HIGHEST PROPENSITY PRIMARY VOTERS:	USE OF SENIOR CENTER: (consolidated)	Table Total
		Male	Female	43212	43220	43221	Democrat	Republican	Unaffiliated	Voted in, at least, 2 of the last 3 primary elections (2017, 2018 and/or 2020)	Frequently/occasionally	
		Col %	Col %	Col %	Col %	Col %	Col %	Col %	Col %	Col %	Col %	Col %
Q. 3. As a result of the coronavirus, have you or has anyone in your household lost employment or income during the pandemic?	Yes	29.6%	24.9%	38.5%	21.5%	29.1%	24.9%	29.0%	26.9%	19.2%	.0%	27.1%
	No	70.4%	75.1%	61.5%	78.5%	70.9%	75.1%	71.0%	73.1%	80.8%	100.0%	72.9%
Table Total		100.0%	100.0%	100.0%	100.0%	100.0%	100.0%	100.0%	100.0%	100.0%	100.0%	100.0%

		INFORMED: (Q. 4)	OPINION DYNAMICS:			AGE GROUP:				Table Total
		Heard a lot/some information	Vote FOR both (Qs. 13 & 14)	Vote AGAINST both (Qs. 13 & 14)	Other	18 to 44	45 to 59	60 and older	DK/NA	
		Col %	Col %	Col %	Col %	Col %	Col %	Col %	Col %	Col %
Q. 4. How much news and information have you heard, read or seen about this matter?	A lot	25.9%	18.1%	21.7%	17.4%	13.3%	21.9%	20.3%	100.0%	18.3%
	Some	74.1%	54.6%	37.9%	52.7%	55.4%	47.5%	54.1%	.0%	52.2%
	Nothing at all	.0%	27.0%	35.1%	27.8%	30.3%	30.7%	21.4%	.0%	28.1%
	DK/NA	.0%	.4%	5.3%	2.0%	.9%	.0%	4.2%	.0%	1.4%
Table Total		100.0%	100.0%	100.0%	100.0%	100.0%	100.0%	100.0%	100.0%	100.0%

		RACE: (consolidated)			CHILDREN UNDER 18 YEARS OF AGE IN HOUSEHOLD:			LENGTH OF RESIDENCY:				Table Total
		White	Other	DK/NA	Yes	No	DK/NA	Less than 10 years	10 to 20 years	More than 20 years	DK/NA	
		Col %	Col %	Col %	Col %	Col %	Col %	Col %	Col %	Col %	Col %	Col %
Q. 4. How much news and information have you heard, read or seen about this matter?	A lot	18.7%	15.3%	.0%	18.6%	17.5%	57.4%	12.2%	18.7%	24.9%	60.5%	18.3%
	Some	54.5%	33.4%	.0%	51.3%	53.6%	.0%	52.7%	48.9%	54.4%	.0%	52.2%
	Nothing at all	25.2%	51.3%	100.0%	29.2%	26.9%	42.6%	34.7%	30.7%	18.9%	.0%	28.1%
	DK/NA	1.6%	.0%	.0%	.8%	2.0%	.0%	.4%	1.8%	1.8%	39.5%	1.4%
Table Total		100.0%	100.0%	100.0%	100.0%	100.0%	100.0%	100.0%	100.0%	100.0%	100.0%	100.0%

		GENDER:		ZIP CODE:			PARTISAN REGISTRATION:			HIGHEST PROPENSITY PRIMARY VOTERS:	USE OF SENIOR CENTER: (consolidated)	Table Total
		Male	Female	43212	43220	43221	Democrat	Republican	Unaffiliated	Voted in, at least, 2 of the last 3 primary elections (2017, 2018 and/or 2020)	Frequently/occasionally	
		Col %	Col %	Col %	Col %	Col %	Col %	Col %	Col %	Col %	Col %	Col %
Q. 4. How much news and information have you heard, read or seen about this matter?	A lot	13.1%	22.8%	23.2%	14.9%	19.8%	20.2%	17.2%	17.9%	21.8%	19.3%	18.3%
	Some	49.3%	54.8%	50.2%	51.6%	52.8%	59.6%	55.9%	44.1%	66.2%	69.5%	52.2%
	Nothing at all	36.3%	20.8%	26.6%	32.3%	25.7%	20.2%	24.3%	36.6%	11.2%	8.9%	28.1%
	DK/NA	1.3%	1.6%	.0%	1.3%	1.7%	.0%	2.6%	1.4%	.8%	2.4%	1.4%
Table Total		100.0%	100.0%	100.0%	100.0%	100.0%	100.0%	100.0%	100.0%	100.0%	100.0%	100.0%



		INFORMED: (Q. 4)	OPINION DYNAMICS:			AGE GROUP:				Table Total
		Heard a lot/some information	Vote FOR both (Qs. 13 & 14)	Vote AGAINST both (Qs. 13 & 14)	Other	18 to 44	45 to 59	60 and older	DK/NA	
Q. 5. As options for the proposed community center have been explored, how would you rate the job that has been done to seek input from the community?	Excellent	11.9%	15.6%	.0%	8.5%	14.6%	11.0%	9.4%	.0%	11.9%
	Good	30.2%	30.5%	9.9%	35.5%	33.0%	25.7%	32.2%	.0%	30.2%
	Fair	32.7%	35.4%	25.2%	29.8%	31.2%	32.2%	34.3%	100.0%	32.7%
	Poor	13.0%	11.4%	32.8%	10.3%	12.5%	12.5%	14.8%	.0%	13.0%
	Very poor	6.2%	3.7%	13.6%	8.7%	4.2%	10.6%	3.6%	.0%	6.2%
	DK/NA	6.0%	3.4%	18.5%	7.2%	4.5%	8.0%	5.8%	.0%	6.0%
CONSOLIDATED: Q. 5. As options for the proposed community center have been explored, how would you	Excellent/good	42.1%	46.1%	9.9%	44.0%	47.6%	36.7%	41.6%	.0%	42.1%
	Fair	32.7%	35.4%	25.2%	29.8%	31.2%	32.2%	34.3%	100.0%	32.7%
	Very poor/poor	19.2%	15.1%	46.4%	19.0%	16.7%	23.1%	18.4%	.0%	19.2%
	DK/NA	6.0%	3.4%	18.5%	7.2%	4.5%	8.0%	5.8%	.0%	6.0%
Table Total		100.0%	100.0%	100.0%	100.0%	100.0%	100.0%	100.0%	100.0%	100.0%

		RACE: (consolidated)			CHILDREN UNDER 18 YEARS OF AGE IN HOUSEHOLD:			LENGTH OF RESIDENCY:				Table Total
		White	Other	DK/NA	Yes	No	DK/NA	Less than 10 years	10 to 20 years	More than 20 years	DK/NA	
Q. 5. As options for the proposed community center have been explored, how would you rate the job that has been done to seek input from the community?	Excellent	12.4%	6.2%	.0%	13.0%	11.0%	.0%	17.4%	4.0%	10.6%	.0%	11.9%
	Good	28.7%	49.8%	.0%	35.0%	26.1%	.0%	28.6%	41.3%	26.5%	.0%	30.2%
	Fair	32.4%	36.7%	.0%	31.7%	32.9%	100.0%	31.7%	30.4%	34.1%	100.0%	32.7%
	Poor	13.5%	7.4%	.0%	10.5%	15.5%	.0%	12.1%	13.7%	13.8%	.0%	13.0%
	Very poor	6.6%	.0%	.0%	7.1%	5.3%	.0%	2.9%	7.3%	8.9%	.0%	6.2%
	DK/NA	6.4%	.0%	.0%	2.6%	9.1%	.0%	7.3%	3.3%	6.1%	.0%	6.0%
CONSOLIDATED: Q. 5. As options for the proposed community center have been explored, how would you	Excellent/good	41.1%	56.0%	.0%	48.0%	37.1%	.0%	46.0%	45.3%	37.1%	.0%	42.1%
	Fair	32.4%	36.7%	.0%	31.7%	32.9%	100.0%	31.7%	30.4%	34.1%	100.0%	32.7%
	Very poor/poor	20.1%	7.4%	.0%	17.6%	20.8%	.0%	15.0%	21.0%	22.7%	.0%	19.2%
	DK/NA	6.4%	.0%	.0%	2.6%	9.1%	.0%	7.3%	3.3%	6.1%	.0%	6.0%
Table Total		100.0%	100.0%	100.0%	100.0%	100.0%	100.0%	100.0%	100.0%	100.0%	100.0%	100.0%

		GENDER:		ZIP CODE:			PARTISAN REGISTRATION:			HIGHEST PROPENSITY PRIMARY VOTERS:	USE OF SENIOR CENTER: (consolidated)	Table Total
		Male	Female	43212	43220	43221	Democrat	Republican	Unaffiliated	Voted in, at least, 2 of the last 3 primary elections (2017, 2018 and/or 2020)	Frequently/occasionally	Col %
		Col %	Col %	Col %	Col %	Col %	Col %	Col %	Col %			
Q. 5. As options for the proposed community center have been explored, how would you rate the job that has been done to seek input from the community?	Excellent	9.3%	13.8%	22.8%	9.7%	11.8%	19.0%	2.9%	14.9%	14.4%	9.4%	11.9%
	Good	24.4%	34.3%	37.8%	30.4%	29.1%	28.2%	35.6%	26.5%	31.6%	38.3%	30.2%
	Fair	38.8%	28.3%	14.0%	30.9%	36.0%	33.2%	29.7%	35.2%	32.9%	24.6%	32.7%
	Poor	11.0%	14.5%	.0%	13.3%	14.5%	14.4%	14.8%	10.2%	15.6%	13.3%	13.0%
	Very poor	10.8%	2.8%	8.5%	5.8%	6.1%	2.1%	8.2%	7.6%	.9%	2.6%	6.2%
	DK/NA	5.7%	6.2%	16.9%	9.9%	2.5%	3.1%	8.9%	5.6%	4.5%	12.0%	6.0%
CONSOLIDATED: Q. 5. As options for the proposed community center have been explored, how would you	Excellent/good	33.7%	48.1%	60.6%	40.1%	40.9%	47.2%	38.5%	41.5%	46.0%	47.6%	42.1%
	Fair	38.8%	28.3%	14.0%	30.9%	36.0%	33.2%	29.7%	35.2%	32.9%	24.6%	32.7%
	Very poor/poor	21.8%	17.3%	8.5%	19.1%	20.6%	16.5%	22.9%	17.8%	16.5%	15.9%	19.2%
	DK/NA	5.7%	6.2%	16.9%	9.9%	2.5%	3.1%	8.9%	5.6%	4.5%	12.0%	6.0%
Table Total		100.0%	100.0%	100.0%	100.0%	100.0%	100.0%	100.0%	100.0%	100.0%	100.0%	100.0%

		INFORME	OPINION DYNAMICS:				AGE GROUP:				Table
		D: (Q. 4)	Vote FOR both (Qs. 13 & 14)	Vote AGAINST both (Qs. 13 & 14)	Other	18 to 44	45 to 59	60 and older	DK/NA	Total	
		Heard a lot/some information									Col %
Q. 6. Where have you gotten most of your information about the plans for the proposed community center?	Social media	16.3%	20.2%	3.4%	12.5%	21.7%	19.3%	4.5%	.0%	16.3%	
	Websites on the Internet	5.5%	4.9%	.0%	8.2%	8.7%	4.4%	2.1%	.0%	5.5%	
	Email newsletters from the city	18.3%	21.5%	7.6%	15.5%	18.2%	27.4%	7.3%	.0%	18.3%	
	Newspapers	15.5%	13.6%	28.1%	15.5%	5.5%	12.6%	34.5%	.0%	15.5%	
	Friends and neighbors	8.0%	6.0%	14.1%	10.1%	10.3%	8.5%	4.1%	.0%	8.0%	
	The city's bi-monthly newsletter, which is sent in the mail	21.7%	15.6%	27.5%	31.4%	23.1%	14.3%	27.6%	100.0%	21.7%	
	All/combination	14.4%	17.6%	19.4%	6.8%	12.5%	13.5%	18.6%	.0%	14.4%	
	DK/NA	.4%	.6%	.0%	.0%	.0%	.0%	1.4%	.0%	.4%	
Table Total		100.0%	100.0%	100.0%	100.0%	100.0%	100.0%	100.0%	100.0%	100.0%	

		RACE: (consolidated)			CHILDREN UNDER 18 YEARS OF AGE IN HOUSEHOLD:			LENGTH OF RESIDENCY:				Table
		White	Other	DK/NA	Yes	No	DK/NA	Less than 10 years	10 to 20 years	More than 20 years	DK/NA	Total
Q. 6. Where have you gotten most of your information about the plans for the proposed community center?	Social media	16.8%	9.9%	.0%	22.2%	11.0%	.0%	23.2%	18.1%	8.5%	.0%	16.3%
	Websites on the Internet	4.7%	15.7%	.0%	10.3%	1.1%	.0%	8.9%	4.6%	2.6%	.0%	5.5%
	Email newsletters from the city	17.1%	34.9%	.0%	21.4%	15.6%	.0%	19.4%	21.0%	16.1%	.0%	18.3%
	Newspapers	16.2%	6.5%	.0%	7.2%	23.2%	.0%	7.2%	15.1%	24.3%	.0%	15.5%
	Friends and neighbors	8.6%	.0%	.0%	5.8%	10.1%	.0%	9.1%	12.6%	4.7%	.0%	8.0%
	The city's bi-monthly newsletter, which is sent in the mail	20.8%	33.1%	.0%	20.4%	22.1%	100.0%	23.3%	12.2%	23.9%	100.0%	21.7%
	All/combination	15.4%	.0%	.0%	12.5%	16.2%	.0%	8.9%	16.5%	19.0%	.0%	14.4%
	DK/NA	.4%	.0%	.0%	.0%	.7%	.0%	.0%	.0%	.9%	.0%	.4%
Table Total		100.0%	100.0%	100.0%	100.0%	100.0%	100.0%	100.0%	100.0%	100.0%	100.0%	100.0%

		GENDER:		ZIP CODE:			PARTISAN REGISTRATION:			HIGHEST PROPENSITY PRIMARY VOTERS:	USE OF SENIOR CENTER: (consolidated)	Table Total
		Male	Female	43212	43220	43221	Democrat	Republican	Unaffiliated	Voted in, at least, 2 of the last 3 primary elections (2017, 2018 and/or 2020)	Frequently/occasionally	
		Col %	Col %	Col %	Col %	Col %	Col %	Col %	Col %	Col %	Col %	Col %
Q. 6. Where have you gotten most of your information about the plans for the proposed community center?	Social media	13.5%	18.3%	19.7%	6.6%	21.2%	13.5%	16.0%	18.9%	9.6%	19.5%	16.3%
	Websites on the Internet	4.0%	6.5%	12.1%	4.2%	5.3%	5.4%	6.5%	4.5%	3.5%	.0%	5.5%
	Email newsletters from the city	17.4%	19.0%	8.5%	19.2%	19.0%	19.2%	13.4%	22.5%	18.9%	8.7%	18.3%
	Newspapers	16.9%	14.5%	7.2%	23.7%	12.0%	16.0%	23.3%	7.2%	19.3%	23.1%	15.5%
	Friends and neighbors	9.5%	6.9%	18.6%	5.8%	7.9%	6.3%	6.2%	11.3%	7.1%	2.1%	8.0%
	The city's bi-monthly newsletter, which is sent in the mail	28.8%	16.6%	24.3%	24.8%	19.6%	20.0%	19.0%	25.8%	22.6%	24.8%	21.7%
	All/combination	9.0%	18.2%	9.4%	14.5%	14.9%	19.6%	14.5%	9.8%	17.8%	21.8%	14.4%
DK/NA	.9%	.0%	.0%	1.1%	.0%	.0%	1.0%	.0%	1.1%	.0%	.4%	
Table Total		100.0%	100.0%	100.0%	100.0%	100.0%	100.0%	100.0%	100.0%	100.0%	100.0%	100.0%

		INFORMED: (Q. 4)	OPINION DYNAMICS:			AGE GROUP:				Table Total
		Heard a lot/some information	Vote FOR both (Qs. 13 & 14)	Vote AGAINST both (Qs. 13 & 14)	Other	18 to 44	45 to 59	60 and older	DK/NA	
		Col %	Col %	Col %	Col %	Col %	Col %	Col %	Col %	Col %
Q. 7. Based on what you know at this time, do you support or oppose having the city construct a community center for athletics & fitness, arts, recreation and civic uses in Upper Arlington?	Support	76.6%	90.9%	11.6%	68.0%	79.9%	76.9%	65.8%	.0%	75.1%
	Oppose	13.8%	3.0%	76.7%	11.7%	9.3%	12.8%	21.0%	100.0%	13.7%
	DK/NA	9.7%	6.1%	11.7%	20.3%	10.8%	10.2%	13.2%	.0%	11.2%
Table Total		100.0%	100.0%	100.0%	100.0%	100.0%	100.0%	100.0%	100.0%	100.0%

		RACE: (consolidated)			CHILDREN UNDER 18 YEARS OF AGE IN HOUSEHOLD:			LENGTH OF RESIDENCY:				Table Total
		White	Other	DK/NA	Yes	No	DK/NA	Less than 10 years	10 to 20 years	More than 20 years	DK/NA	
		Col %	Col %	Col %	Col %	Col %	Col %	Col %	Col %	Col %	Col %	Col %
Q. 7. Based on what you know at this time, do you support or oppose having the city construct a community center for athletics & fitness, arts, recreation and civic uses in Upper Arlington?	Support	75.6%	72.7%	.0%	78.2%	73.1%	.0%	81.3%	81.0%	64.4%	39.5%	75.1%
	Oppose	14.1%	10.8%	.0%	12.9%	13.5%	100.0%	7.1%	11.2%	22.8%	60.5%	13.7%
	DK/NA	10.3%	16.5%	100.0%	8.9%	13.4%	.0%	11.6%	7.8%	12.8%	.0%	11.2%
Table Total		100.0%	100.0%	100.0%	100.0%	100.0%	100.0%	100.0%	100.0%	100.0%	100.0%	100.0%

		GENDER:		ZIP CODE:			PARTISAN REGISTRATION:			HIGHEST PROPENSITY PRIMARY VOTERS:	USE OF SENIOR CENTER: (consolidated)	Table Total
		Male	Female	43212	43220	43221	Democrat	Republican	Unaffiliated	Voted in, at least, 2 of the last 3 primary elections (2017, 2018 and/or 2020)	Frequently/occasionally	
		Col %	Col %	Col %	Col %	Col %	Col %	Col %	Col %	Col %	Col %	Col %
Q. 7. Based on what you know at this time, do you support or oppose having the city construct a community center for athletics & fitness, arts, recreation and civic uses in Upper Arlington?	Support	76.1%	74.2%	72.9%	74.0%	76.0%	80.6%	68.1%	77.3%	77.1%	66.1%	75.1%
	Oppose	14.2%	13.3%	10.8%	13.2%	14.5%	9.3%	21.0%	10.5%	17.3%	24.4%	13.7%
	DK/NA	9.7%	12.5%	16.3%	12.8%	9.5%	10.0%	10.9%	12.2%	5.6%	9.5%	11.2%
Table Total		100.0%	100.0%	100.0%	100.0%	100.0%	100.0%	100.0%	100.0%	100.0%	100.0%	100.0%

		Q. 7. Based on what you know at this time, do you support or oppose having the city construct a community center for athletics & fitness, arts, recreation and civic uses in Upper Arlington?			Table Total
		Support	Oppose	DK/NA	
		Col %	Col %	Col %	Col %
Q. 8. If you learned that, in addition to the various programs being offered, the proposed community center will have, dedicated space and programming for seniors, indoor swimming facilities, teen programs, gymnasiums for indoor sports, fitness...	More likely	81.0%	20.5%	43.6%	68.5%
	Less likely	1.6%	21.3%	8.7%	5.1%
	No difference	15.8%	58.2%	33.5%	23.6%
	DK/NA	1.7%	.0%	14.2%	2.8%
Table Total		100.0%	100.0%	100.0%	100.0%

		INFORMED: (Q. 4)	OPINION DYNAMICS:			AGE GROUP:				Table Total
		Heard a lot/some information	Vote FOR both (Qs. 13 & 14)	Vote AGAINST both (Qs. 13 & 14)	Other	18 to 44	45 to 59	60 and older	DK/NA	
		Col %	Col %	Col %	Col %	Col %	Col %	Col %	Col %	Col %
Q. 8. If you learned that, in addition to the various programs being offered, the proposed community center will have, dedicated space and programming for seniors, indoor swimming facilities, teen programs, gymnasiums for indoor sports, fitness...	More likely	70.4%	84.1%	11.0%	59.7%	77.3%	73.6%	48.1%	.0%	68.5%
	Less likely	5.1%	1.4%	15.7%	8.2%	.8%	4.3%	11.6%	100.0%	5.1%
	No difference	22.0%	12.4%	71.5%	27.8%	20.1%	20.8%	33.6%	.0%	23.6%
	DK/NA	2.5%	2.2%	1.8%	4.3%	1.8%	1.3%	6.7%	.0%	2.8%
Table Total		100.0%	100.0%	100.0%	100.0%	100.0%	100.0%	100.0%	100.0%	100.0%

		RACE: (consolidated)			CHILDREN UNDER 18 YEARS OF AGE IN HOUSEHOLD:			LENGTH OF RESIDENCY:				Table Total
		White	Other	DK/NA	Yes	No	DK/NA	Less than 10 years	10 to 20 years	More than 20 years	DK/NA	
		Col %	Col %	Col %	Col %	Col %	Col %	Col %	Col %	Col %	Col %	Col %
Q. 8. If you learned that, in addition to the various programs being offered, the proposed community center will have, dedicated space and programming for seniors, indoor swimming facilities, teen programs, gymnasiums for indoor sports, fitness...	More likely	69.1%	65.2%	.0%	75.8%	62.4%	.0%	78.1%	77.3%	52.4%	.0%	68.5%
	Less likely	4.8%	7.7%	.0%	2.6%	6.2%	100.0%	2.3%	1.5%	9.6%	60.5%	5.1%
	No difference	23.4%	23.1%	100.0%	20.0%	27.3%	.0%	17.5%	19.1%	33.6%	39.5%	23.6%
	DK/NA	2.7%	3.9%	.0%	1.5%	4.1%	.0%	2.1%	2.1%	4.3%	.0%	2.8%
Table Total		100.0%	100.0%	100.0%	100.0%	100.0%	100.0%	100.0%	100.0%	100.0%	100.0%	100.0%

		GENDER:		ZIP CODE:			PARTISAN REGISTRATION:			HIGHEST PROPENSITY PRIMARY VOTERS:	USE OF SENIOR CENTER: (consolidated)	Table Total
		Male	Female	43212	43220	43221	Democrat	Republican	Unaffiliated	Voted in, at least, 2 of the last 3 primary elections (2017, 2018 and/or 2020)	Frequently/occasionally	
		Col %	Col %	Col %	Col %	Col %	Col %	Col %	Col %	Col %	Col %	Col %
Q. 8. If you learned that, in addition to the various programs being offered, the proposed community center will have, dedicated space and programming for seniors, indoor swimming facilities, teen programs, gymnasiums for indoor sports, fitness...	More likely	66.9%	69.9%	75.1%	68.8%	67.5%	77.8%	60.3%	69.3%	66.4%	60.3%	68.5%
	Less likely	2.2%	7.6%	2.9%	6.9%	4.2%	3.9%	8.1%	3.2%	6.9%	7.9%	5.1%
	No difference	28.6%	19.2%	12.3%	21.6%	26.3%	16.3%	28.5%	24.4%	23.1%	28.0%	23.6%
	DK/NA	2.3%	3.3%	9.6%	2.7%	2.1%	2.0%	3.2%	3.1%	3.7%	3.7%	2.8%
Table Total		100.0%	100.0%	100.0%	100.0%	100.0%	100.0%	100.0%	100.0%	100.0%	100.0%	100.0%

		Q. 7. Based on what you know at this time, do you support or oppose having the city construct a community center for athletics & fitness, arts, recreation and civic uses in Upper Arlington?			Q. 8. If you learned that, in addition to the various programs being offered, the proposed community center will have, dedicated space and programming for seniors, indoor swimming facilities, teen programs, gymnasiums for indoor sports, fitness...				Table Total
		Support	Oppose	DK/NA	More likely	Less likely	No difference	DK/NA	
		Col %	Col %	Col %	Col %	Col %	Col %	Col %	Col %
Q. 9. Do you support or oppose incorporating the City-funded programming and facilities of the Upper Arlington Senior Center into the proposed community center, as well?	Support	78.6%	36.4%	50.2%	75.5%	39.5%	61.0%	53.8%	69.6%
	Oppose	5.5%	53.0%	13.1%	6.4%	39.0%	27.3%	.0%	12.8%
	DK/NA	16.0%	10.6%	36.6%	18.1%	21.5%	11.7%	46.2%	17.5%
Table Total		100.0%	100.0%	100.0%	100.0%	100.0%	100.0%	100.0%	100.0%

		INFORMED: (Q. 4)	OPINION DYNAMICS:			AGE GROUP:				Table Total
		Heard a lot/some information	Vote FOR both (Qs. 13 & 14)	Vote AGAINST both (Qs. 13 & 14)	Other	18 to 44	45 to 59	60 and older	DK/NA	
		Col %	Col %	Col %	Col %	Col %	Col %	Col %	Col %	Col %
Q. 9. Do you support or oppose incorporating the City-funded programming and facilities of the Upper Arlington Senior Center into the proposed community center, as well?	Support	72.3%	77.4%	29.2%	69.3%	71.0%	76.6%	58.9%	.0%	69.6%
	Oppose	13.3%	6.1%	58.6%	9.5%	10.6%	8.7%	20.9%	100.0%	12.8%
	DK/NA	14.4%	16.6%	12.2%	21.1%	18.4%	14.7%	20.3%	.0%	17.5%
Table Total		100.0%	100.0%	100.0%	100.0%	100.0%	100.0%	100.0%	100.0%	100.0%



		RACE: (consolidated)			CHILDREN UNDER 18 YEARS OF AGE IN HOUSEHOLD:			LENGTH OF RESIDENCY:				Table Total
		White	Other	DK/NA	Yes	No	DK/NA	Less than 10 years	10 to 20 years	More than 20 years	DK/NA	
		Col %	Col %	Col %	Col %	Col %	Col %	Col %	Col %	Col %	Col %	Col %
Q. 9. Do you support or oppose incorporating the City-funded programming and facilities of the Upper Arlington Senior Center into the proposed community center, as well?	Support	70.1%	64.6%	100.0%	70.7%	69.4%	.0%	69.1%	74.7%	67.8%	39.5%	69.6%
	Oppose	13.7%	6.0%	.0%	10.5%	14.0%	100.0%	7.1%	11.8%	19.8%	60.5%	12.8%
	DK/NA	16.2%	29.4%	.0%	18.8%	16.5%	.0%	23.9%	13.6%	12.4%	.0%	17.5%
Table Total		100.0%	100.0%	100.0%	100.0%	100.0%	100.0%	100.0%	100.0%	100.0%	100.0%	100.0%

		GENDER:		ZIP CODE:			PARTISAN REGISTRATION:			HIGHEST PROPENSITY PRIMARY VOTERS:	USE OF SENIOR CENTER: (consolidated)	Table Total
		Male	Female	43212	43220	43221	Democrat	Republican	Unaffiliated	Voted in, at least, 2 of the last 3 primary elections (2017, 2018 and/or 2020)	Frequently/occasionally	
		Col %	Col %	Col %	Col %	Col %	Col %	Col %	Col %	Col %	Col %	Col %
Q. 9. Do you support or oppose incorporating the City-funded programming and facilities of the Upper Arlington Senior Center into the proposed community center, as well?	Support	63.2%	75.3%	67.7%	69.0%	70.3%	75.5%	66.0%	68.8%	75.7%	60.0%	69.6%
	Oppose	14.4%	11.5%	5.1%	7.0%	17.4%	6.8%	18.1%	12.4%	12.1%	16.4%	12.8%
	DK/NA	22.4%	13.2%	27.2%	24.0%	12.4%	17.7%	16.0%	18.7%	12.2%	23.6%	17.5%
Table Total		100.0%	100.0%	100.0%	100.0%	100.0%	100.0%	100.0%	100.0%	100.0%	100.0%	100.0%

		Q. 7. Based on what you know at this time, do you support or oppose having the city construct a community center for athletics & fitness, arts, recreation and civic uses in Upper Arlington?			Q. 8. If you learned that, in addition to the various programs being offered, the proposed community center will have, dedicated space and programming for seniors, indoor swimming facilities, teen programs, gymnasiums for indoor sports, fitness...				Q. 9. Do you support or oppose incorporating the City-funded programming and facilities of the Upper Arlington Senior Center into the proposed community center, as well?			Table Total
		Support	Oppose	DK/NA	More likely	Less likely	No difference	DK/NA	Support	Oppose	DK/NA	
		Col %	Col %	Col %	Col %	Col %	Col %	Col %	Col %	Col %	Col %	Col %
Q. 10. If you learned that, because of the building's age and condition, the Upper Arlington Senior Center will have to be rebuilt in the next few years, would you be more or less likely to support incorporating the City-funded programming and...	More likely	58.8%	26.2%	57.6%	62.5%	23.7%	36.5%	55.7%	61.7%	20.8%	48.9%	54.2%
	Less likely	3.6%	22.9%	9.9%	4.0%	24.5%	12.6%	.0%	3.0%	20.3%	13.1%	7.0%
	No difference	35.0%	44.5%	25.3%	29.5%	47.9%	48.0%	44.3%	33.5%	52.2%	29.5%	35.2%
	DK/NA	2.5%	6.3%	7.1%	4.0%	3.8%	2.9%	.0%	1.8%	6.8%	8.4%	3.6%
Table Total		100.0%	100.0%	100.0%	100.0%	100.0%	100.0%	100.0%	100.0%	100.0%	100.0%	100.0%

		INFORMED: (Q. 4)	OPINION DYNAMICS:			AGE GROUP:				Table Total
		Heard a lot/some information	Vote FOR both (Qs. 13 & 14)	Vote AGAINST both (Qs. 13 & 14)	Other	18 to 44	45 to 59	60 and older	DK/NA	
		Col %	Col %	Col %	Col %	Col %	Col %	Col %	Col %	Col %
Q. 10. If you learned that, because of the building's age and condition, the Upper Arlington Senior Center will have to be rebuilt in the next few years, would you be more or less likely to support incorporating the City-funded programming and...	More likely	54.9%	62.5%	22.3%	50.1%	54.5%	60.1%	46.6%	.0%	54.2%
	Less likely	5.8%	2.9%	24.1%	8.6%	6.8%	4.3%	9.6%	100.0%	7.0%
	No difference	37.1%	31.8%	49.5%	36.4%	36.0%	32.6%	37.9%	.0%	35.2%
	DK/NA	2.2%	2.8%	4.2%	4.8%	2.7%	2.9%	5.9%	.0%	3.6%
Table Total		100.0%	100.0%	100.0%	100.0%	100.0%	100.0%	100.0%	100.0%	100.0%

		RACE: (consolidated)			CHILDREN UNDER 18 YEARS OF AGE IN HOUSEHOLD:			LENGTH OF RESIDENCY:				Table Total
		White	Other	DK/NA	Yes	No	DK/NA	Less than 10 years	10 to 20 years	More than 20 years	DK/NA	
		Col %	Col %	Col %	Col %	Col %	Col %	Col %	Col %	Col %	Col %	Col %
Q. 10. If you learned that, because of the building's age and condition, the Upper Arlington Senior Center will have to be rebuilt in the next few years, would you be more or less likely to support incorporating the City-funded programming and...	More likely	57.0%	31.4%	.0%	54.5%	54.6%	.0%	54.7%	64.1%	48.7%	.0%	54.2%
	Less likely	6.5%	11.7%	.0%	4.5%	8.2%	100.0%	5.8%	1.5%	10.8%	60.5%	7.0%
	No difference	33.7%	46.7%	100.0%	35.8%	35.1%	.0%	35.9%	33.5%	35.3%	39.5%	35.2%
	DK/NA	2.8%	10.2%	.0%	5.2%	2.1%	.0%	3.6%	.8%	5.2%	.0%	3.6%
Table Total		100.0%	100.0%	100.0%	100.0%	100.0%	100.0%	100.0%	100.0%	100.0%	100.0%	100.0%

		GENDER:		ZIP CODE:			PARTISAN REGISTRATION:			HIGHEST PROPENSITY PRIMARY VOTERS:	USE OF SENIOR CENTER: (consolidated)	Table Total
		Male	Female	43212	43220	43221	Democrat	Republican	Unaffiliated	Voted in, at least, 2 of the last 3 primary elections (2017, 2018 and/or 2020)	Frequently/occasionally	
		Col %	Col %	Col %	Col %	Col %	Col %	Col %	Col %	Col %	Col %	Col %
Q. 10. If you learned that, because of the building's age and condition, the Upper Arlington Senior Center will have to be rebuilt in the next few years, would you be more or less likely to support incorporating the City-funded programming and...	More likely	54.9%	53.6%	54.3%	55.6%	53.4%	57.2%	53.4%	53.0%	58.3%	47.8%	54.2%
	Less likely	6.5%	7.4%	7.5%	3.7%	9.0%	6.9%	4.5%	9.2%	5.9%	7.8%	7.0%
	No difference	35.4%	35.1%	38.2%	35.8%	34.5%	31.2%	38.9%	34.7%	31.7%	39.3%	35.2%
	DK/NA	3.2%	3.9%	.0%	5.0%	3.2%	4.7%	3.2%	3.1%	4.1%	5.1%	3.6%
Table Total		100.0%	100.0%	100.0%	100.0%	100.0%	100.0%	100.0%	100.0%	100.0%	100.0%	100.0%

		INFORME D: (Q. 4)	OPINION DYNAMICS:				AGE GROUP:				Table Total
		Heard a lot/some information	Vote FOR both (Qs. 13 & 14)	Vote AGAINST both (Qs. 13 & 14)	Other	18 to 44	45 to 59	60 and older	DK/NA		
		Col %	Col %	Col %	Col %	Col %	Col %	Col %	Col %	Col %	
SPLIT SAMPLE: Q. 11A. Do you support or oppose locating the proposed new community center at the site of the vacant Macy's building at Kingsdale Mall?	Support	83.1%	92.2%	31.3%	86.4%	85.5%	83.5%	75.8%	.0%	82.0%	
	Oppose	10.1%	4.1%	55.9%	5.5%	7.0%	13.8%	14.6%	100.0%	11.8%	
	DK/NA	6.8%	3.7%	12.8%	8.2%	7.5%	2.7%	9.6%	.0%	6.2%	
Table Total		100.0%	100.0%	100.0%	100.0%	100.0%	100.0%	100.0%	100.0%	100.0%	

		INFORME D: (Q. 4)	OPINION DYNAMICS:				AGE GROUP:				Table Total
		Heard a lot/some information	Vote FOR both (Qs. 13 & 14)	Vote AGAINST both (Qs. 13 & 14)	Other	18 to 44	45 to 59	60 and older	DK/NA		
		Col %	Col %	Col %	Col %	Col %	Col %	Col %	Col %	Col %	
SPLIT SAMPLE: Q. 11B. Do you support or oppose locating the proposed new community center at the site of the vacant Macy's building at Kingsdale Mall, which would cost the city about \$50 million dollars?	Support	76.3%	87.8%	16.9%	66.4%	81.0%	78.5%	61.4%	.0%	74.8%	
	Oppose	14.7%	7.1%	78.0%	18.2%	11.4%	12.5%	28.4%	.0%	16.4%	
	DK/NA	9.0%	5.0%	5.1%	15.4%	7.6%	9.0%	10.2%	.0%	8.8%	
Table Total		100.0%	100.0%	100.0%	100.0%	100.0%	100.0%	100.0%	100.0%	100.0%	

		RACE: (consolidated)			CHILDREN UNDER 18 YEARS OF AGE IN HOUSEHOLD:			LENGTH OF RESIDENCY:				Table Total
		White	Other	DK/NA	Yes	No	DK/NA	Less than 10 years	10 to 20 years	More than 20 years	DK/NA	
		Col %	Col %	Col %	Col %	Col %	Col %	Col %	Col %	Col %	Col %	Col %
SPLIT SAMPLE: Q. 11A. Do you support or oppose locating the proposed new community center at the site of the vacant Macy's building at Kingsdale Mall?	Support	82.4%	78.7%	100.0%	85.5%	79.3%	.0%	89.3%	81.7%	74.8%	.0%	82.0%
	Oppose	11.5%	14.0%	.0%	11.3%	11.1%	100.0%	2.8%	13.5%	20.1%	100.0%	11.8%
	DK/NA	6.1%	7.3%	.0%	3.2%	9.6%	.0%	8.0%	4.8%	5.1%	.0%	6.2%
Table Total		100.0%	100.0%	100.0%	100.0%	100.0%	100.0%	100.0%	100.0%	100.0%	100.0%	100.0%

		RACE: (consolidated)			CHILDREN UNDER 18 YEARS OF AGE IN HOUSEHOLD:			LENGTH OF RESIDENCY:				Table Total
		White	Other	DK/NA	Yes	No	DK/NA	Less than 10 years	10 to 20 years	More than 20 years	DK/NA	
		Col %	Col %	Col %	Col %	Col %	Col %	Col %	Col %	Col %	Col %	Col %
SPLIT SAMPLE: Q. 11B. Do you support or oppose locating the proposed new community center at the site of the vacant Macy's building at Kingsdale Mall, which would cost the city about \$50 million dollars?	Support	75.7%	63.4%	.0%	76.9%	73.9%	.0%	78.4%	89.4%	63.1%	100.0%	74.8%
	Oppose	17.1%	7.4%	.0%	13.4%	18.0%	100.0%	8.3%	3.7%	32.6%	.0%	16.4%
	DK/NA	7.2%	29.3%	.0%	9.7%	8.1%	.0%	13.3%	6.9%	4.3%	.0%	8.8%
Table Total		100.0%	100.0%	100.0%	100.0%	100.0%	100.0%	100.0%	100.0%	100.0%	100.0%	100.0%

		GENDER:		ZIP CODE:			PARTISAN REGISTRATION:			HIGHEST PROPENSITY PRIMARY VOTERS:	USE OF SENIOR CENTER: (consolidated)	Table Total
		Male	Female	43212	43220	43221	Democrat	Republican	Unaffiliated	Voted in, at least, 2 of the last 3 primary elections (2017, 2018 and/or 2020)	Frequently/occasionally	
		Col %	Col %	Col %	Col %	Col %	Col %	Col %	Col %	Col %	Col %	Col %
SPLIT SAMPLE: Q. 11A. Do you support or oppose locating the proposed new community center at the site of the vacant Macy's building at Kingsdale Mall?	Support	75.1%	88.3%	95.2%	86.7%	77.2%	90.6%	76.2%	79.7%	85.6%	70.7%	82.0%
	Oppose	17.3%	6.9%	4.8%	6.4%	16.1%	4.4%	11.1%	17.9%	6.2%	3.7%	11.8%
	DK/NA	7.7%	4.9%	.0%	6.9%	6.7%	5.1%	12.7%	2.4%	8.2%	25.6%	6.2%
Table Total		100.0%	100.0%	100.0%	100.0%	100.0%	100.0%	100.0%	100.0%	100.0%	100.0%	100.0%

		GENDER:		ZIP CODE:			PARTISAN REGISTRATION:			HIGHEST PROPENSITY PRIMARY VOTERS:	USE OF SENIOR CENTER: (consolidated)	Table Total
		Male	Female	43212	43220	43221	Democrat	Republican	Unaffiliated	Voted in, at least, 2 of the last 3 primary elections (2017, 2018 and/or 2020)	Frequently/occasionally	
		Col %	Col %	Col %	Col %	Col %	Col %	Col %	Col %	Col %	Col %	Col %
SPLIT SAMPLE: Q. 11B. Do you support or oppose locating the proposed new community center at the site of the vacant Macy's building at Kingsdale Mall, which would cost the city about \$50 million dollars?	Support	75.7%	74.0%	67.1%	74.4%	75.7%	81.9%	58.6%	86.9%	72.1%	74.2%	74.8%
	Oppose	16.3%	16.6%	13.9%	17.2%	16.2%	9.4%	34.0%	2.9%	16.4%	10.0%	16.4%
	DK/NA	8.0%	9.4%	19.0%	8.4%	8.1%	8.7%	7.4%	10.2%	11.5%	15.8%	8.8%
Table Total		100.0%	100.0%	100.0%	100.0%	100.0%	100.0%	100.0%	100.0%	100.0%	100.0%	100.0%

		INFORME D: (Q. 4)	OPINION DYNAMICS:			AGE GROUP:				Table Total
		Heard a lot/some information	Vote FOR both (Qs. 13 & 14)	Vote AGAINST both (Qs. 13 & 14)	Other	18 to 44	45 to 59	60 and older	DK/NA	
		Col %	Col %	Col %	Col %	Col %	Col %	Col %	Col %	Col %
SPLIT SAMPLE: Q. 12A. Do you support or oppose locating the proposed new community center at the site of the current city administration building on Tremont Road, which would require a new consolidated building to be constructed so the site could...	Support	27.2%	30.0%	9.7%	20.6%	24.1%	31.3%	15.5%	.0%	24.6%
	Oppose	59.4%	54.4%	65.1%	66.1%	51.7%	60.5%	68.9%	100.0%	59.1%
	DK/NA	13.3%	15.6%	25.2%	13.2%	24.2%	8.2%	15.6%	.0%	16.3%
Table Total		100.0%	100.0%	100.0%	100.0%	100.0%	100.0%	100.0%	100.0%	100.0%

		INFORME D: (Q. 4)	OPINION DYNAMICS:			AGE GROUP:				Table Total
		Heard a lot/some information	Vote FOR both (Qs. 13 & 14)	Vote AGAINST both (Qs. 13 & 14)	Other	18 to 44	45 to 59	60 and older	DK/NA	
		Col %	Col %	Col %	Col %	Col %	Col %	Col %	Col %	Col %
SPLIT SAMPLE: Q. 12B. Do you support or oppose locating the proposed new community center at the site of the current city administration building on Tremont Road, which would require a new consolidated building to be constructed so the site could...	Support	25.0%	32.1%	.0%	13.5%	25.4%	25.5%	16.5%	.0%	23.0%
	Oppose	69.3%	62.0%	94.1%	79.1%	70.6%	69.3%	72.1%	.0%	70.6%
	DK/NA	5.8%	5.9%	5.9%	7.4%	4.0%	5.2%	11.4%	.0%	6.5%
Table Total		100.0%	100.0%	100.0%	100.0%	100.0%	100.0%	100.0%	100.0%	100.0%

		RACE: (consolidated)			CHILDREN UNDER 18 YEARS OF AGE IN HOUSEHOLD:			LENGTH OF RESIDENCY:				Table Total
		White	Other	DK/NA	Yes	No	DK/NA	Less than 10 years	10 to 20 years	More than 20 years	DK/NA	
		Col %	Col %	Col %	Col %	Col %	Col %	Col %	Col %	Col %	Col %	Col %
SPLIT SAMPLE: Q. 12A. Do you support or oppose locating the proposed new community center at the site of the current city administration building on Tremont Road, which would require a new consolidated building to be constructed so the site could...	Support	23.4%	33.1%	.0%	31.1%	17.7%	.0%	30.9%	20.7%	20.0%	.0%	24.6%
	Oppose	60.8%	46.2%	100.0%	53.1%	65.1%	100.0%	50.0%	59.1%	69.7%	100.0%	59.1%
	DK/NA	15.8%	20.7%	.0%	15.7%	17.2%	.0%	19.1%	20.3%	10.3%	.0%	16.3%
Table Total		100.0%	100.0%	100.0%	100.0%	100.0%	100.0%	100.0%	100.0%	100.0%	100.0%	100.0%

		RACE: (consolidated)			CHILDREN UNDER 18 YEARS OF AGE IN HOUSEHOLD:			LENGTH OF RESIDENCY:				Table Total
		White	Other	DK/NA	Yes	No	DK/NA	Less than 10 years	10 to 20 years	More than 20 years	DK/NA	
		Col %	Col %	Col %	Col %	Col %	Col %	Col %	Col %	Col %	Col %	Col %
SPLIT SAMPLE: Q. 12B. Do you support or oppose locating the proposed new community center at the site of the current city administration building on Tremont Road, which would require a new consolidated building to be constructed so the site could...	Support	24.8%	.0%	.0%	26.1%	20.8%	.0%	19.4%	27.5%	25.6%	.0%	23.0%
	Oppose	69.3%	87.0%	.0%	69.4%	71.2%	100.0%	71.3%	72.5%	68.4%	100.0%	70.6%
	DK/NA	6.0%	13.0%	.0%	4.5%	8.1%	.0%	9.3%	.0%	6.1%	.0%	6.5%
Table Total		100.0%	100.0%	100.0%	100.0%	100.0%	100.0%	100.0%	100.0%	100.0%	100.0%	100.0%



		GENDER:		ZIP CODE:			PARTISAN REGISTRATION:			HIGHEST PROPENSITY PRIMARY VOTERS:	USE OF SENIOR CENTER: (consolidated)	Table Total
		Male	Female	43212	43220	43221	Democrat	Republican	Unaffiliated	Voted in, at least, 2 of the last 3 primary elections (2017, 2018 and/or 2020)	Frequently/occasionally	
		Col %	Col %	Col %	Col %	Col %	Col %	Col %	Col %	Col %	Col %	Col %
SPLIT SAMPLE: Q. 12A. Do you support or oppose locating the proposed new community center at the site of the current city administration building on Tremont Road, which would require a new consolidated building to be constructed so the site could...	Support	23.6%	25.4%	20.3%	23.9%	25.6%	26.7%	17.5%	28.1%	15.3%	7.6%	24.6%
	Oppose	58.3%	59.8%	72.1%	54.1%	60.1%	59.6%	60.4%	57.8%	73.3%	66.8%	59.1%
	DK/NA	18.1%	14.7%	7.7%	22.0%	14.2%	13.8%	22.1%	14.1%	11.4%	25.6%	16.3%
Table Total		100.0%	100.0%	100.0%	100.0%	100.0%	100.0%	100.0%	100.0%	100.0%	100.0%	100.0%

		GENDER:		ZIP CODE:			PARTISAN REGISTRATION:			HIGHEST PROPENSITY PRIMARY VOTERS:	USE OF SENIOR CENTER: (consolidated)	Table Total
		Male	Female	43212	43220	43221	Democrat	Republican	Unaffiliated	Voted in, at least, 2 of the last 3 primary elections (2017, 2018 and/or 2020)	Frequently/occasionally	
		Col %	Col %	Col %	Col %	Col %	Col %	Col %	Col %	Col %	Col %	Col %
SPLIT SAMPLE: Q. 12B. Do you support or oppose locating the proposed new community center at the site of the current city administration building on Tremont Road, which would require a new consolidated building to be constructed so the site could...	Support	16.8%	28.5%	13.9%	13.7%	29.6%	35.8%	18.5%	20.2%	23.8%	33.6%	23.0%
	Oppose	77.5%	64.5%	78.4%	78.6%	64.8%	58.3%	75.1%	73.0%	68.8%	55.9%	70.6%
	DK/NA	5.8%	7.1%	7.7%	7.6%	5.6%	5.9%	6.4%	6.8%	7.4%	10.5%	6.5%
Table Total		100.0%	100.0%	100.0%	100.0%	100.0%	100.0%	100.0%	100.0%	100.0%	100.0%	100.0%

		INFORME D: (Q. 4)	OPINION DYNAMICS:				AGE GROUP:				Table Total
		Heard a lot/some information	Vote FOR both (Qs. 13 & 14)	Vote AGAINST both (Qs. 13 & 14)	Other	18 to 44	45 to 59	60 and older	DK/NA		
											Col %
Q. 13. Would you vote for or against authorizing the city to issue up to \$55 million in bonds that would be repaid through existing revenues, without raising any new taxes, for the purpose of constructing a community center?	For	80.9%	100.0%	.0%	67.4%	82.2%	86.3%	64.6%	.0%	78.9%	
	Against	10.7%	.0%	100.0%	5.7%	10.2%	8.1%	21.4%	100.0%	12.6%	
	DK/NA	8.4%	.0%	.0%	26.9%	7.7%	5.6%	14.0%	.0%	8.5%	
Table Total		100.0%	100.0%	100.0%	100.0%	100.0%	100.0%	100.0%	100.0%	100.0%	

		RACE: (consolidated)			CHILDREN UNDER 18 YEARS OF AGE IN HOUSEHOLD:			LENGTH OF RESIDENCY:				Table Total
		White	Other	DK/NA	Yes	No	DK/NA	Less than 10 years	10 to 20 years	More than 20 years	DK/NA	
Q. 13. Would you vote for or against authorizing the city to issue up to \$55 million in bonds that would be repaid through existing revenues, without raising any new taxes, for the purpose of constructing a community center?	For	78.3%	83.0%	100.0%	82.8%	76.2%	.0%	85.9%	88.3%	65.3%	39.5%	78.9%
	Against	13.4%	6.0%	.0%	9.0%	14.9%	100.0%	6.3%	8.6%	22.0%	60.5%	12.6%
	DK/NA	8.2%	11.0%	.0%	8.2%	8.9%	.0%	7.8%	3.1%	12.8%	.0%	8.5%
Table Total		100.0%	100.0%	100.0%	100.0%	100.0%	100.0%	100.0%	100.0%	100.0%	100.0%	100.0%

		GENDER:		ZIP CODE:			PARTISAN REGISTRATION:			HIGHEST PROPENSITY PRIMARY VOTERS:	USE OF SENIOR CENTER: (consolidated)	Table Total
		Male	Female	43212	43220	43221	Democrat	Republican	Unaffiliated	Voted in, at least, 2 of the last 3 primary elections (2017, 2018 and/or 2020)	Frequently/occasionally	
		Col %	Col %	Col %	Col %	Col %	Col %	Col %	Col %	Col %	Col %	Col %
Q. 13. Would you vote for or against authorizing the city to issue up to \$55 million in bonds that would be repaid through existing revenues, without raising any new taxes, for the purpose of constructing a community center?	For	75.8%	81.6%	80.7%	75.2%	80.9%	80.2%	72.5%	83.4%	74.5%	65.0%	78.9%
	Against	17.8%	8.0%	8.3%	13.5%	12.6%	9.7%	16.6%	11.1%	16.1%	23.1%	12.6%
	DK/NA	6.4%	10.3%	10.9%	11.3%	6.5%	10.1%	10.9%	5.4%	9.4%	11.9%	8.5%
Table Total		100.0%	100.0%	100.0%	100.0%	100.0%	100.0%	100.0%	100.0%	100.0%	100.0%	100.0%

		INFORMED: (Q. 4)	OPINION DYNAMICS:			AGE GROUP:				Table Total
		Heard a lot/some information	Vote FOR both (Qs. 13 & 14)	Vote AGAINST both (Qs. 13 & 14)	Other	18 to 44	45 to 59	60 and older	DK/NA	
		Col %	Col %	Col %	Col %	Col %	Col %	Col %	Col %	Col %
Q. 14. Would you vote for or against authorizing the city to levy a 30-year, one-half mill property tax, which would cost property owners about \$18 dollars each year in additional taxes for each \$100,000 dollars of property value, for the purpose of...	For	65.3%	100.0%	.0%	19.3%	72.7%	63.3%	50.6%	.0%	63.7%
	Against	30.3%	.0%	100.0%	65.3%	24.7%	33.0%	39.3%	100.0%	31.4%
	DK/NA	4.5%	.0%	.0%	15.4%	2.6%	3.7%	10.1%	.0%	4.9%
Table Total		100.0%	100.0%	100.0%	100.0%	100.0%	100.0%	100.0%	100.0%	100.0%

		RACE: (consolidated)			CHILDREN UNDER 18 YEARS OF AGE IN HOUSEHOLD:			LENGTH OF RESIDENCY:				Table Total
		White	Other	DK/NA	Yes	No	DK/NA	Less than 10 years	10 to 20 years	More than 20 years	DK/NA	
		Col %	Col %	Col %	Col %	Col %	Col %	Col %	Col %	Col %	Col %	Col %
Q. 14. Would you vote for or against authorizing the city to levy a 30-year, one-half mill property tax, which would cost property owners about \$18 dollars each year in additional taxes for each \$100,000 dollars of property value, for the purpose of...	For	63.2%	70.0%	.0%	72.6%	56.2%	.0%	73.9%	63.3%	51.7%	39.5%	63.7%
	Against	31.8%	26.4%	100.0%	26.5%	35.2%	100.0%	23.1%	35.0%	39.2%	60.5%	31.4%
	DK/NA	5.0%	3.6%	.0%	.9%	8.6%	.0%	3.0%	1.7%	9.1%	.0%	4.9%
Table Total		100.0%	100.0%	100.0%	100.0%	100.0%	100.0%	100.0%	100.0%	100.0%	100.0%	100.0%

		GENDER:		ZIP CODE:			PARTISAN REGISTRATION:			HIGHEST PROPENSITY PRIMARY VOTERS:	USE OF SENIOR CENTER: (consolidated)	Table Total
		Male	Female	43212	43220	43221	Democrat	Republican	Unaffiliated	Voted in, at least, 2 of the last 3 primary elections (2017, 2018 and/or 2020)	Frequently/occasionally	
		Col %	Col %	Col %	Col %	Col %	Col %	Col %	Col %	Col %	Col %	Col %
Q. 14. Would you vote for or against authorizing the city to levy a 30-year, one-half mill property tax, which would cost property owners about \$18 dollars each year in additional taxes for each \$100,000 dollars of property value, for the purpose of...	For	64.6%	62.9%	63.3%	61.3%	65.2%	77.6%	49.6%	66.5%	64.3%	51.8%	63.7%
	Against	33.2%	29.9%	36.7%	34.7%	28.8%	17.3%	44.7%	29.4%	32.8%	38.1%	31.4%
	DK/NA	2.2%	7.2%	.0%	3.9%	6.0%	5.0%	5.6%	4.1%	3.0%	10.1%	4.9%
Table Total		100.0%	100.0%	100.0%	100.0%	100.0%	100.0%	100.0%	100.0%	100.0%	100.0%	100.0%

		INFORME D: (Q. 4)	OPINION DYNAMICS:			AGE GROUP:				Table Total
		Heard a lot/some information	Vote FOR both (Qs. 13 & 14)	Vote AGAINST both (Qs. 13 & 14)	Other	18 to 44	45 to 59	60 and older	DK/NA	
15. What is the biggest reason that you would vote against both of these issues?	Opposed to a tax increase	24.9%	.0%	20.7%	.0%	12.5%	36.5%	20.9%	.0%	20.7%
	Facility is not needed	40.5%	.0%	26.1%	.0%	32.7%	20.9%	25.6%	.0%	26.1%
	Costs too much	3.4%	.0%	10.2%	.0%	.0%	20.9%	13.8%	.0%	10.2%
	Opposed to change	5.4%	.0%	9.2%	.0%	10.5%	.0%	13.6%	.0%	9.2%
	Not a priority for public tax dollars/there are other priorities	3.5%	.0%	6.3%	.0%	12.5%	.0%	5.1%	.0%	6.3%
	Funding will not/has not been spent properly	4.0%	.0%	11.8%	.0%	22.2%	.0%	10.3%	.0%	11.8%
	Other	18.3%	.0%	15.6%	.0%	9.6%	21.7%	10.7%	100.0%	15.6%
Table Total		100.0%	100.0%	100.0%	100.0%	100.0%	100.0%	100.0%	100.0%	100.0%

		RACE: (consolidated)			CHILDREN UNDER 18 YEARS OF AGE IN HOUSEHOLD:			LENGTH OF RESIDENCY:				Table Total
		White	Other	DK/NA	Yes	No	DK/NA	Less than 10 years	10 to 20 years	More than 20 years	DK/NA	
		Col %	Col %	Col %	Col %	Col %	Col %	Col %	Col %	Col %	Col %	Col %
15. What is the biggest reason that you would vote against both of these issues?	Opposed to a tax increase	22.0%	.0%	.0%	38.1%	13.8%	.0%	24.5%	.0%	25.4%	.0%	20.7%
	Facility is not needed	27.7%	.0%	.0%	11.6%	35.9%	.0%	25.5%	20.5%	28.9%	.0%	26.1%
	Costs too much	10.8%	.0%	.0%	14.2%	9.1%	.0%	.0%	.0%	15.7%	.0%	10.2%
	Opposed to change	7.2%	42.6%	.0%	11.2%	5.2%	42.6%	.0%	24.6%	8.7%	.0%	9.2%
	Not a priority for public tax dollars/there are other priorities	6.7%	.0%	.0%	.0%	10.1%	.0%	24.5%	.0%	3.2%	.0%	6.3%
	Funding will not/has not been spent properly	12.5%	.0%	.0%	.0%	18.8%	.0%	25.5%	.0%	11.3%	.0%	11.8%
	Other	13.1%	57.4%	.0%	24.9%	7.1%	57.4%	.0%	54.9%	6.8%	100.0%	15.6%
Table Total		100.0%	100.0%	100.0%	100.0%	100.0%	100.0%	100.0%	100.0%	100.0%	100.0%	100.0%

		GENDER:		ZIP CODE:			PARTISAN REGISTRATION:			HIGHEST PROPENSITY PRIMARY VOTERS:	USE OF SENIOR CENTER: (consolidated)	Table Total
		Male	Female	43212	43220	43221	Democrat	Republican	Unaffiliated	Voted in, at least, 2 of the last 3 primary elections (2017, 2018 and/or 2020)	Frequently/occasionally	
		Col %	Col %	Col %	Col %	Col %	Col %	Col %	Col %	Col %	Col %	Col %
15. What is the biggest reason that you would vote against both of these issues?	Opposed to a tax increase	11.7%	38.6%	64.6%	12.8%	21.2%	52.6%	11.3%	19.1%	23.3%	41.7%	20.7%
	Facility is not needed	28.6%	21.3%	.0%	33.2%	24.7%	17.5%	32.2%	20.8%	38.7%	24.1%	26.1%
	Costs too much	12.8%	5.3%	35.4%	.0%	13.5%	.0%	11.0%	14.6%	6.3%	.0%	10.2%
	Opposed to change	9.0%	9.6%	.0%	7.2%	11.1%	19.1%	4.6%	11.4%	10.5%	.0%	9.2%
	Not a priority for public tax dollars/there are other priorities	6.4%	6.3%	.0%	19.1%	.0%	.0%	4.1%	13.6%	6.9%	.0%	6.3%
	Funding will not/has not been spent properly	13.0%	9.3%	.0%	20.5%	8.1%	10.9%	13.1%	10.1%	7.8%	23.2%	11.8%
	Other	18.6%	9.6%	.0%	7.2%	21.5%	.0%	23.8%	10.4%	6.6%	11.0%	15.6%
Table Total		100.0%	100.0%	100.0%	100.0%	100.0%	100.0%	100.0%	100.0%	100.0%	100.0%	100.0%

		Q. 13. Would you vote for or against authorizing the city to issue up to \$55 million in bonds that would be repaid through existing revenues, without raising any new taxes, for the purpose of constructing a community center?			Q. 14. Would you vote for or against authorizing the city to levy a 30-year, one-half mill property tax, which would cost property owners about \$18 dollars each year in additional taxes for each \$100,000 dollars of property value, for the purpose of...			Table Total
		For	Against	DK/NA	For	Against	DK/NA	
		Col %	Col %	Col %	Col %	Col %	Col %	Col %
Q. 16. Would you support or oppose including office space in the community center that could be rented to private businesses and tenants, in order to generate revenue and offset operating and maintenance costs?	Support	74.5%	41.4%	51.6%	72.4%	60.5%	66.0%	68.3%
	Oppose	20.2%	50.2%	31.9%	22.9%	32.5%	4.7%	25.0%
	DK/NA	5.3%	8.4%	16.5%	4.8%	7.0%	29.3%	6.7%
Table Total		100.0%	100.0%	100.0%	100.0%	100.0%	100.0%	100.0%

		INFORMED: (Q. 4)	OPINION DYNAMICS:			AGE GROUP:				Table Total
		Heard a lot/some information	Vote FOR both (Qs. 13 & 14)	Vote AGAINST both (Qs. 13 & 14)	Other	18 to 44	45 to 59	60 and older	DK/NA	
		Col %	Col %	Col %	Col %	Col %	Col %	Col %	Col %	Col %
Q. 16. Would you support or oppose including office space in the community center that could be rented to private businesses and tenants, in order to generate revenue and offset operating and maintenance costs?	Support	68.2%	72.6%	33.9%	72.4%	76.3%	72.8%	50.5%	.0%	68.3%
	Oppose	26.2%	22.1%	56.3%	19.5%	19.2%	23.4%	35.6%	100.0%	25.0%
	DK/NA	5.6%	5.3%	9.8%	8.1%	4.5%	3.9%	13.9%	.0%	6.7%
Table Total		100.0%	100.0%	100.0%	100.0%	100.0%	100.0%	100.0%	100.0%	100.0%



		RACE: (consolidated)			CHILDREN UNDER 18 YEARS OF AGE IN HOUSEHOLD:			LENGTH OF RESIDENCY:				Table Total
		White	Other	DK/NA	Yes	No	DK/NA	Less than 10 years	10 to 20 years	More than 20 years	DK/NA	
		Col %	Col %	Col %	Col %	Col %	Col %	Col %	Col %	Col %	Col %	Col %
Q. 16. Would you support or oppose including office space in the community center that could be rented to private businesses and tenants, in order to generate revenue and offset operating and maintenance costs?	Support	65.9%	92.3%	.0%	73.7%	64.1%	.0%	79.7%	62.0%	58.5%	39.5%	68.3%
	Oppose	27.3%	6.0%	.0%	23.6%	25.4%	100.0%	15.9%	29.4%	33.1%	60.5%	25.0%
	DK/NA	6.9%	1.7%	100.0%	2.7%	10.4%	.0%	4.4%	8.6%	8.4%	.0%	6.7%
Table Total		100.0%	100.0%	100.0%	100.0%	100.0%	100.0%	100.0%	100.0%	100.0%	100.0%	100.0%

		GENDER:		ZIP CODE:			PARTISAN REGISTRATION:			HIGHEST PROPENSITY PRIMARY VOTERS:	USE OF SENIOR CENTER: (consolidated)	Table Total
		Male	Female	43212	43220	43221	Democrat	Republican	Unaffiliated	Voted in, at least, 2 of the last 3 primary elections (2017, 2018 and/or 2020)	Frequently/occasionally	
		Col %	Col %	Col %	Col %	Col %	Col %	Col %	Col %	Col %	Col %	Col %
Q. 16. Would you support or oppose including office space in the community center that could be rented to private businesses and tenants, in order to generate revenue and offset operating and maintenance costs?	Support	71.7%	65.3%	72.6%	74.0%	64.4%	65.6%	61.7%	75.8%	69.2%	46.9%	68.3%
	Oppose	25.0%	25.0%	23.0%	18.7%	29.1%	25.2%	29.9%	20.7%	23.2%	40.0%	25.0%
	DK/NA	3.3%	9.6%	4.3%	7.3%	6.6%	9.2%	8.4%	3.5%	7.6%	13.0%	6.7%
Table Total		100.0%	100.0%	100.0%	100.0%	100.0%	100.0%	100.0%	100.0%	100.0%	100.0%	100.0%

		Q. 13. Would you vote for or against authorizing the city to issue up to \$55 million in bonds that would be repaid through existing revenues, without raising any new taxes, for the purpose of constructing a community center?			Q. 14. Would you vote for or against authorizing the city to levy a 30-year, one-half mill property tax, which would cost property owners about \$18 dollars each year in additional taxes for each \$100,000 dollars of property value, for the purpose of...			Table Total
		For	Against	DK/NA	For	Against	DK/NA	
		Col %	Col %	Col %	Col %	Col %	Col %	Col %
Q. 17. Would you support or oppose including medical facilities and offices in the community center for private healthcare providers that serve local residents, such as doctors' offices, physical therapy practices and other services?	Support	56.3%	34.3%	25.8%	52.3%	48.2%	51.1%	50.9%
	Oppose	36.3%	62.5%	58.5%	42.2%	45.8%	3.6%	41.5%
	DK/NA	7.5%	3.1%	15.7%	5.5%	6.0%	45.3%	7.6%
Table Total		100.0%	100.0%	100.0%	100.0%	100.0%	100.0%	100.0%

		INFORMED: (Q. 4)	OPINION DYNAMICS:			AGE GROUP:				Table Total
		Heard a lot/some information	Vote FOR both (Qs. 13 & 14)	Vote AGAINST both (Qs. 13 & 14)	Other	18 to 44	45 to 59	60 and older	DK/NA	
		Col %	Col %	Col %	Col %	Col %	Col %	Col %	Col %	Col %
Q. 17. Would you support or oppose including medical facilities and offices in the community center for private healthcare providers that serve local residents, such as doctors' offices, physical therapy practices and other services?	Support	48.8%	54.6%	32.1%	50.6%	63.1%	47.0%	37.4%	.0%	50.9%
	Oppose	42.6%	39.3%	64.2%	37.7%	30.7%	42.4%	56.8%	100.0%	41.5%
	DK/NA	8.6%	6.1%	3.6%	11.7%	6.2%	10.7%	5.8%	.0%	7.6%
Table Total		100.0%	100.0%	100.0%	100.0%	100.0%	100.0%	100.0%	100.0%	100.0%

		RACE: (consolidated)			CHILDREN UNDER 18 YEARS OF AGE IN HOUSEHOLD:			LENGTH OF RESIDENCY:				Table Total
		White	Other	DK/NA	Yes	No	DK/NA	Less than 10 years	10 to 20 years	More than 20 years	DK/NA	
		Col %	Col %	Col %	Col %	Col %	Col %	Col %	Col %	Col %	Col %	Col %
Q. 17. Would you support or oppose including medical facilities and offices in the community center for private healthcare providers that serve local residents, such as doctors' offices, physical therapy practices and other services?	Support	48.6%	72.5%	.0%	57.2%	45.6%	.0%	65.0%	47.7%	35.6%	39.5%	50.9%
	Oppose	43.3%	23.9%	100.0%	38.1%	44.0%	100.0%	29.4%	44.7%	54.2%	60.5%	41.5%
	DK/NA	8.1%	3.6%	.0%	4.7%	10.4%	.0%	5.6%	7.6%	10.2%	.0%	7.6%
Table Total		100.0%	100.0%	100.0%	100.0%	100.0%	100.0%	100.0%	100.0%	100.0%	100.0%	100.0%

		GENDER:		ZIP CODE:			PARTISAN REGISTRATION:			HIGHEST PROPENSITY PRIMARY VOTERS:	USE OF SENIOR CENTER: (consolidated)	Table Total
		Male	Female	43212	43220	43221	Democrat	Republican	Unaffiliated	Voted in, at least, 2 of the last 3 primary elections (2017, 2018 and/or 2020)	Frequently/occasionally	
		Col %	Col %	Col %	Col %	Col %	Col %	Col %	Col %	Col %	Col %	Col %
Q. 17. Would you support or oppose including medical facilities and offices in the community center for private healthcare providers that serve local residents, such as doctors' offices, physical therapy practices and other services?	Support	57.6%	45.0%	68.1%	54.0%	46.9%	39.7%	44.5%	63.8%	39.7%	27.4%	50.9%
	Oppose	37.7%	44.8%	31.9%	40.7%	43.1%	48.8%	47.8%	31.2%	51.1%	58.9%	41.5%
	DK/NA	4.8%	10.1%	.0%	5.3%	10.0%	11.5%	7.6%	5.0%	9.2%	13.6%	7.6%
Table Total		100.0%	100.0%	100.0%	100.0%	100.0%	100.0%	100.0%	100.0%	100.0%	100.0%	100.0%

		AGE GROUP:				RACE: (consolidated)			CHILDREN UNDER 18 YEARS OF AGE IN HOUSEHOLD:			Table Total
		18 to 44	45 to 59	60 and older	DK/NA	White	Other	DK/NA	Yes	No	DK/NA	
		Col %	Col %	Col %	Col %	Col %	Col %	Col %	Col %	Col %	Col %	Col %
OPINION DYNAMICS:	Vote FOR both (Qs. 13 & 14)	65.6%	59.4%	43.1%	.0%	57.5%	60.8%	.0%	64.6%	51.8%	.0%	57.6%
	Vote AGAINST both (Qs. 13 & 14)	9.0%	6.9%	17.9%	100.0%	11.4%	6.0%	.0%	7.2%	13.2%	100.0%	10.8%
	Other	25.4%	33.7%	39.1%	.0%	31.1%	33.3%	100.0%	28.2%	35.1%	.0%	31.6%
Table Total		100.0%	100.0%	100.0%	100.0%	100.0%	100.0%	100.0%	100.0%	100.0%	100.0%	100.0%

		LENGTH OF RESIDENCY:				GENDER:		ZIP CODE:			Table Total
		Less than 10 years	10 to 20 years	More than 20 years	DK/NA	Male	Female	43212	43220	43221	
		Col %	Col %	Col %	Col %	Col %	Col %	Col %	Col %	Col %	Col %
OPINION DYNAMICS:	Vote FOR both (Qs. 13 & 14)	66.1%	61.3%	45.2%	39.5%	57.1%	58.0%	59.0%	52.1%	60.8%	57.6%
	Vote AGAINST both (Qs. 13 & 14)	4.3%	7.5%	20.1%	60.5%	15.3%	6.9%	8.3%	10.2%	11.5%	10.8%
	Other	29.6%	31.2%	34.7%	.0%	27.6%	35.1%	32.7%	37.7%	27.7%	31.6%
Table Total		100.0%	100.0%	100.0%	100.0%	100.0%	100.0%	100.0%	100.0%	100.0%	100.0%

		PARTISAN REGISTRATION:			HIGHEST PROPENSITY PRIMARY VOTERS:	USE OF SENIOR CENTER: (consolidated)	Table Total
		Democrat	Republican	Unaffiliated	Voted in, at least, 2 of the last 3 primary elections (2017, 2018 and/or 2020)	Frequently/occasionally	
		Col %	Col %	Col %	Col %	Col %	Col %
OPINION DYNAMICS:	Vote FOR both (Qs. 13 & 14)	67.4%	47.8%	59.5%	56.5%	47.3%	57.6%
	Vote AGAINST both (Qs. 13 & 14)	7.0%	16.6%	8.4%	12.0%	20.6%	10.8%
	Other	25.7%	35.6%	32.0%	31.5%	32.1%	31.6%
Table Total		100.0%	100.0%	100.0%	100.0%	100.0%	100.0%

		RACE: (consolidated)			CHILDREN UNDER 18 YEARS OF AGE IN HOUSEHOLD:			LENGTH OF RESIDENCY:				Table Total
		White	Other	DK/NA	Yes	No	DK/NA	Less than 10 years	10 to 20 years	More than 20 years	DK/NA	
		Col %	Col %	Col %	Col %	Col %	Col %	Col %	Col %	Col %	Col %	Col %
AGE GROUP:	18 to 44	38.5%	56.2%	100.0%	54.0%	28.4%	.0%	68.4%	36.0%	9.4%	.0%	40.5%
	45 to 59	34.0%	36.1%	.0%	44.8%	24.5%	.0%	25.2%	51.0%	35.6%	.0%	34.1%
	60 and older	27.5%	4.3%	.0%	1.2%	47.1%	42.6%	6.4%	13.0%	55.0%	39.5%	25.0%
	DK/NA	.0%	3.4%	.0%	.0%	.0%	57.4%	.0%	.0%	.0%	60.5%	.3%
Table Total		100.0%	100.0%	100.0%	100.0%	100.0%	100.0%	100.0%	100.0%	100.0%	100.0%	100.0%

		GENDER:		ZIP CODE:			PARTISAN REGISTRATION:			HIGHEST PROPENSITY PRIMARY VOTERS:	USE OF SENIOR CENTER: (consolidated)	Table Total
		Male	Female	43212	43220	43221	Democrat	Republican	Unaffiliated	Voted in, at least, 2 of the last 3 primary elections (2017, 2018 and/or 2020)	Frequently/occasionally	
		Col %	Col %	Col %	Col %	Col %	Col %	Col %	Col %	Col %	Col %	Col %
AGE GROUP:	18 to 44	42.0%	39.3%	45.9%	34.6%	43.5%	30.6%	32.4%	54.0%	27.5%	20.3%	40.5%
	45 to 59	35.2%	33.1%	30.5%	34.0%	34.6%	38.3%	28.5%	36.1%	26.8%	18.5%	34.1%
	60 and older	22.1%	27.6%	23.7%	31.4%	21.3%	31.2%	39.1%	9.0%	45.7%	61.2%	25.0%
	DK/NA	.7%	.0%	.0%	.0%	.6%	.0%	.0%	.9%	.0%	.0%	.3%
Table Total		100.0%	100.0%	100.0%	100.0%	100.0%	100.0%	100.0%	100.0%	100.0%	100.0%	100.0%

		AGE GROUP:				CHILDREN UNDER 18 YEARS OF AGE IN HOUSEHOLD:			LENGTH OF RESIDENCY:				Table Total
		18 to 44	45 to 59	60 and older	DK/NA	Yes	No	DK/NA	Less than 10 years	10 to 20 years	More than 20 years	DK/NA	
		Col %	Col %	Col %	Col %	Col %	Col %	Col %	Col %	Col %	Col %	Col %	Col %
RACE: (consolidated)	White	85.1%	89.2%	98.3%	.0%	87.1%	92.8%	.0%	85.3%	86.8%	97.1%	39.5%	89.5%
	Other	14.1%	10.8%	1.7%	100.0%	12.9%	6.6%	100.0%	14.0%	13.2%	2.9%	60.5%	10.2%
	DK/NA	.8%	.0%	.0%	.0%	.0%	.6%	.0%	.7%	.0%	.0%	.0%	.3%
Table Total		100.0%	100.0%	100.0%	100.0%	100.0%	100.0%	100.0%	100.0%	100.0%	100.0%	100.0%	100.0%

		GENDER:		ZIP CODE:			PARTISAN REGISTRATION:			HIGHEST PROPENSITY PRIMARY VOTERS:	USE OF SENIOR CENTER: (consolidated)	Table Total
		Male	Female	43212	43220	43221	Democrat	Republican	Unaffiliated	Voted in, at least, 2 of the last 3 primary elections (2017, 2018 and/or 2020)	Frequently/occasionally	
		Col %	Col %	Col %	Col %	Col %	Col %	Col %	Col %	Col %	Col %	Col %
RACE: (consolidated)	White	85.8%	92.8%	86.6%	85.2%	92.5%	86.3%	95.7%	86.4%	89.5%	100.0%	89.5%
	Other	14.2%	6.6%	9.1%	14.8%	7.5%	12.5%	4.3%	13.6%	10.5%	.0%	10.2%
	DK/NA	.0%	.6%	4.3%	.0%	.0%	1.2%	.0%	.0%	.0%	.0%	.3%
Table Total		100.0%	100.0%	100.0%	100.0%	100.0%	100.0%	100.0%	100.0%	100.0%	100.0%	100.0%

		AGE GROUP:				RACE: (consolidated)			LENGTH OF RESIDENCY:				Table Total
		18 to 44	45 to 59	60 and older	DK/NA	White	Other	DK/NA	Less than 10 years	10 to 20 years	More than 20 years	DK/NA	
		Col %	Col %	Col %	Col %	Col %	Col %	Col %	Col %	Col %	Col %	Col %	Col %
CHILDREN UNDER 18 YEARS OF AGE IN HOUSEHOLD:	Yes	63.9%	63.1%	2.3%	.0%	46.7%	60.6%	.0%	62.8%	61.5%	22.4%	.0%	48.0%
	No	36.1%	36.9%	96.7%	.0%	53.3%	33.4%	100.0%	37.2%	38.5%	76.9%	39.5%	51.4%
	DK/NA	.0%	.0%	1.0%	100.0%	.0%	6.0%	.0%	.0%	.0%	.7%	60.5%	.6%
Table Total		100.0%	100.0%	100.0%	100.0%	100.0%	100.0%	100.0%	100.0%	100.0%	100.0%	100.0%	100.0%

		GENDER:		ZIP CODE:			PARTISAN REGISTRATION:			HIGHEST PROPENSITY PRIMARY VOTERS:	USE OF SENIOR CENTER: (consolidated)	Table Total
		Male	Female	43212	43220	43221	Democrat	Republican	Unaffiliated	Voted in, at least, 2 of the last 3 primary elections (2017, 2018 and/or 2020)	Frequently/occasionally	
		Col %	Col %	Col %	Col %	Col %	Col %	Col %	Col %	Col %	Col %	Col %
CHILDREN UNDER 18 YEARS OF AGE IN HOUSEHOLD:	Yes	50.9%	45.4%	49.9%	40.3%	52.4%	46.7%	42.9%	53.1%	33.9%	11.6%	48.0%
	No	47.8%	54.6%	50.1%	58.9%	47.0%	53.3%	56.3%	46.0%	66.1%	88.4%	51.4%
	DK/NA	1.3%	.0%	.0%	.7%	.6%	.0%	.8%	.9%	.0%	.0%	.6%
Table Total		100.0%	100.0%	100.0%	100.0%	100.0%	100.0%	100.0%	100.0%	100.0%	100.0%	100.0%

		AGE GROUP:				RACE: (consolidated)			CHILDREN UNDER 18 YEARS OF AGE IN HOUSEHOLD:			Table Total
		18 to 44	45 to 59	60 and older	DK/NA	White	Other	DK/NA	Yes	No	DK/NA	
		Col %	Col %	Col %	Col %	Col %	Col %	Col %	Col %	Col %	Col %	Col %
LENGTH OF RESIDENCY:	Less than 10 years	73.3%	32.1%	11.1%	.0%	41.4%	59.5%	100.0%	56.8%	31.4%	.0%	43.4%
	10 to 20 years	18.6%	31.3%	10.9%	.0%	20.3%	27.0%	.0%	26.8%	15.7%	.0%	20.9%
	More than 20 years	8.1%	36.6%	77.1%	.0%	38.0%	10.0%	.0%	16.4%	52.5%	42.6%	35.1%
	DK/NA	.0%	.0%	.9%	100.0%	.3%	3.4%	.0%	.0%	.4%	57.4%	.6%
Table Total		100.0%	100.0%	100.0%	100.0%	100.0%	100.0%	100.0%	100.0%	100.0%	100.0%	100.0%



		GENDER:		ZIP CODE:			PARTISAN REGISTRATION:			HIGHEST PROPENSITY PRIMARY VOTERS:	USE OF SENIOR CENTER: (consolidated)	Table Total
		Male	Female	43212	43220	43221	Democrat	Republican	Unaffiliated	Voted in, at least, 2 of the last 3 primary elections (2017, 2018 and/or 2020)	Frequently/occasionally	
		Col %	Col %	Col %	Col %	Col %	Col %	Col %	Col %	Col %	Col %	Col %
LENGTH OF RESIDENCY:	Less than 10 years	47.2%	40.0%	70.5%	42.2%	40.8%	32.8%	30.3%	61.6%	27.6%	37.3%	43.4%
	10 to 20 years	19.5%	22.1%	11.2%	18.4%	23.6%	25.9%	20.8%	17.7%	22.3%	10.5%	20.9%
	More than 20 years	32.5%	37.4%	18.3%	38.7%	34.9%	41.3%	48.3%	19.7%	50.1%	52.2%	35.1%
	DK/NA	.7%	.4%	.0%	.6%	.6%	.0%	.7%	.9%	.0%	.0%	.6%
Table Total		100.0%	100.0%	100.0%	100.0%	100.0%	100.0%	100.0%	100.0%	100.0%	100.0%	100.0%

		AGE GROUP:				RACE: (consolidated)			CHILDREN UNDER 18 YEARS OF AGE IN HOUSEHOLD:			Table Total
		18 to 44	45 to 59	60 and older	DK/NA	White	Other	DK/NA	Yes	No	DK/NA	
		Col %	Col %	Col %	Col %	Col %	Col %	Col %	Col %	Col %	Col %	Col %
Q. 22. Although the pandemic may have temporarily changed your habits, in general, how often do you use or visit the Upper Arlington Senior Center, which is located on Ridgeview Road?	Frequently	.0%	1.4%	9.5%	.0%	3.2%	.0%	.0%	.0%	5.6%	.0%	2.9%
	Occasionally	4.8%	3.8%	14.0%	.0%	7.5%	.0%	.0%	2.3%	10.9%	.0%	6.7%
	Not at all	95.2%	94.8%	75.8%	100.0%	89.1%	100.0%	100.0%	97.7%	83.2%	100.0%	90.2%
	DK/NA	.0%	.0%	.7%	.0%	.2%	.0%	.0%	.0%	.3%	.0%	.2%
Table Total		100.0%	100.0%	100.0%	100.0%	100.0%	100.0%	100.0%	100.0%	100.0%	100.0%	100.0%

		LENGTH OF RESIDENCY:				GENDER:		ZIP CODE:			PARTISAN REGISTRATION:			HIGHEST PROPENSITY PRIMARY VOTERS:	Table Total
		Less than 10 years	10 to 20 years	More than 20 years	DK/NA	Male	Female	43212	43220	43221	Democrat	Republican	Unaffiliated	Voted in, at least, 2 of the last 3 primary elections (2017, 2018 and/or 2020)	
		Col %	Col %	Col %	Col %	Col %	Col %	Col %	Col %	Col %	Col %	Col %	Col %	Col %	Col %
Q. 22. Although the pandemic may have temporarily changed your habits, in general, how often do you use or visit the Upper Arlington Senior Center, which is located on Ridgeview Road?	Frequently	1.2%	1.0%	6.0%	.0%	2.3%	3.3%	2.4%	2.7%	3.0%	7.1%	2.3%	.5%	9.6%	2.9%
	Occasionally	7.0%	3.9%	8.2%	.0%	4.7%	8.5%	5.5%	7.4%	6.5%	9.7%	9.5%	2.5%	11.9%	6.7%
	Not at all	91.8%	95.2%	85.2%	100.0%	93.0%	87.8%	92.1%	89.9%	90.2%	82.5%	88.3%	97.0%	77.9%	90.2%
	DK/NA	.0%	.0%	.5%	.0%	.0%	.3%	.0%	.0%	.3%	.7%	.0%	.0%	.6%	.2%
Table Total		100.0%	100.0%	100.0%	100.0%	100.0%	100.0%	100.0%	100.0%	100.0%	100.0%	100.0%	100.0%	100.0%	100.0%

		AGE GROUP:				RACE: (consolidated)			CHILDREN UNDER 18 YEARS OF AGE IN HOUSEHOLD:			Table Total
		18 to 44	45 to 59	60 and older	DK/NA	White	Other	DK/NA	Yes	No	DK/NA	
		Col %	Col %	Col %	Col %	Col %	Col %	Col %	Col %	Col %	Col %	Col %
GENDER:	Male	48.7%	48.6%	41.5%	100.0%	45.1%	65.5%	.0%	49.9%	43.7%	100.0%	47.0%
	Female	51.3%	51.4%	58.5%	.0%	54.9%	34.5%	100.0%	50.1%	56.3%	.0%	53.0%
Table Total		100.0%	100.0%	100.0%	100.0%	100.0%	100.0%	100.0%	100.0%	100.0%	100.0%	100.0%

		LENGTH OF RESIDENCY:				ZIP CODE:			PARTISAN REGISTRATION:			HIGHEST PROPENSITY PRIMARY VOTERS:	USE OF SENIOR CENTER: (consolidated)	Table Total
		Less than 10 years	10 to 20 years	More than 20 years	DK/NA	43212	43220	43221	Democrat	Republican	Unaffiliated	Voted in, at least, 2 of the last 3 primary elections (2017, 2018 and/or 2020)	Frequently/occasionally	
		Col %	Col %	Col %	Col %	Col %	Col %	Col %	Col %	Col %	Col %	Col %	Col %	Col %
GENDER:	Male	51.2%	44.0%	43.5%	60.5%	38.5%	52.1%	45.0%	33.4%	45.1%	57.7%	35.9%	34.5%	47.0%
	Female	48.8%	56.0%	56.5%	39.5%	61.5%	47.9%	55.0%	66.6%	54.9%	42.3%	64.1%	65.5%	53.0%
Table Total		100.0%	100.0%	100.0%	100.0%	100.0%	100.0%	100.0%	100.0%	100.0%	100.0%	100.0%	100.0%	100.0%

		AGE GROUP:				RACE: (consolidated)			CHILDREN UNDER 18 YEARS OF AGE IN HOUSEHOLD:			Table Total
		18 to 44	45 to 59	60 and older	DK/NA	White	Other	DK/NA	Yes	No	DK/NA	
		Col %	Col %	Col %	Col %	Col %	Col %	Col %	Col %	Col %	Col %	Col %
ZIP CODE:	43212	8.0%	6.3%	6.7%	.0%	6.9%	6.3%	100.0%	7.4%	6.9%	.0%	7.1%
	43220	30.2%	35.2%	44.2%	.0%	33.6%	51.4%	.0%	29.6%	40.4%	42.6%	35.3%
	43221	61.8%	58.5%	49.1%	100.0%	59.6%	42.3%	.0%	63.0%	52.6%	57.4%	57.6%
Table Total		100.0%	100.0%	100.0%	100.0%	100.0%	100.0%	100.0%	100.0%	100.0%	100.0%	100.0%

		LENGTH OF RESIDENCY:				GENDER:		PARTISAN REGISTRATION:			HIGHEST PROPENSITY PRIMARY VOTERS:	USE OF SENIOR CENTER: (consolidated)	Table Total
		Less than 10 years	10 to 20 years	More than 20 years	DK/NA	Male	Female	Democrat	Republican	Unaffiliated	Voted in, at least, 2 of the last 3 primary elections (2017, 2018 and/or 2020)	Frequently/occasionally	
		Col %	Col %	Col %	Col %	Col %	Col %	Col %	Col %	Col %	Col %	Col %	Col %
ZIP CODE:	43212	11.5%	3.8%	3.7%	.0%	5.8%	8.2%	12.4%	3.8%	6.4%	8.3%	5.8%	7.1%
	43220	34.3%	31.1%	38.9%	39.5%	39.0%	31.9%	27.4%	43.4%	33.5%	38.2%	37.1%	35.3%
	43221	54.2%	65.1%	57.4%	60.5%	55.1%	59.8%	60.2%	52.7%	60.1%	53.5%	57.1%	57.6%
Table Total		100.0%	100.0%	100.0%	100.0%	100.0%	100.0%	100.0%	100.0%	100.0%	100.0%	100.0%	100.0%

		AGE GROUP:				RACE: (consolidated)			CHILDREN UNDER 18 YEARS OF AGE IN HOUSEHOLD:			Table Total
		18 to 44	45 to 59	60 and older	DK/NA	White	Other	DK/NA	Yes	No	DK/NA	
		Col %	Col %	Col %	Col %	Col %	Col %	Col %	Col %	Col %	Col %	Col %
PARTISAN REGISTRATION:	Democrat	19.9%	29.6%	32.8%	.0%	25.4%	32.3%	100.0%	25.6%	27.3%	.0%	26.3%
	Republican	27.1%	28.3%	52.9%	.0%	36.2%	14.4%	.0%	30.3%	37.1%	42.6%	33.9%
	Unaffiliated	53.0%	42.1%	14.3%	100.0%	38.4%	53.2%	.0%	44.0%	35.6%	57.4%	39.8%
Table Total		100.0%	100.0%	100.0%	100.0%	100.0%	100.0%	100.0%	100.0%	100.0%	100.0%	100.0%

		LENGTH OF RESIDENCY:				GENDER:		ZIP CODE:			HIGHEST PROPENSITY PRIMARY VOTERS:	USE OF SENIOR CENTER: (consolidated)	Table Total
		Less than 10 years	10 to 20 years	More than 20 years	DK/NA	Male	Female	43212	43220	43221	Voted in, at least, 2 of the last 3 primary elections (2017, 2018 and/or 2020)	Frequently/occasionally	
		Col %	Col %	Col %	Col %	Col %	Col %	Col %	Col %	Col %	Col %	Col %	Col %
PARTISAN REGISTRATION:	Democrat	19.9%	32.6%	31.0%	.0%	18.7%	33.1%	45.9%	20.5%	27.5%	54.1%	46.2%	26.3%
	Republican	23.6%	33.6%	46.6%	39.5%	32.5%	35.1%	18.3%	41.7%	31.0%	39.9%	41.4%	33.9%
	Unaffiliated	56.5%	33.7%	22.4%	60.5%	48.8%	31.8%	35.8%	37.8%	41.5%	6.0%	12.4%	39.8%
Table Total		100.0%	100.0%	100.0%	100.0%	100.0%	100.0%	100.0%	100.0%	100.0%	100.0%	100.0%	100.0%



# It's Time to Let Us Know What You Think!

## COMMUNITY MEETING

6-8 pm, Thursday, February 27 | UA Senior Center, 1945 Ridgeview Road

Join with CCFTF members and the consultant team to learn more about the study and to provide feedback on key questions, such as **“What does a Community Center mean for UA?”** and **“Do we want and need a Community Center?”**

## SURVEYS

Watch for news of a statistically valid survey AND an online version open to everyone, coming this February/March!

## YOUTH ACTIVITIES

Middle & high school students will participate in focus groups, with elementary students provided a youth workbook to complete.

## COMMUNITY POP UPS

### Find Us At These Events

<i>Friday, January 31</i>	6-8:30 pm	<b>UA Boys Basketball</b> , UA High School
<i>Friday, February 7</i>	6-8:30 pm	<b>UA Girls Basketball</b> , UA High School
<i>Saturday, Feb 8</i>	10 am-1 pm	<b>Volunteer UA Expo</b> , Tremont Library
<i>Sunday, Feb 9</i>	2-4 pm	<b>Elementary Schools Concourse Gallery Reception</b> 3600 Tremont Road
<i>Sunday, Feb 16</i>	2-4 pm	<b>Tremont Library Lobby</b>
<i>Wednesday, Feb 19</i>	4:30 pm	<b>“UA Stage” Dinner &amp; Production of Cinderella</b> UA High School (seniors event, reservations required)
<i>Friday, Feb 21</i>	6-8 pm	<b>Giant Eagle Market District</b> , Kingsdale
<i>Saturday, Feb 22</i>	6:30-7:30 pm	<b>Cinderella</b> , UA High School (pre-show activity)
<i>Thursday, Feb 27</i>	10 am-Noon	<b>UA Senior Center</b>
<i>Friday, March 6</i>	6:30 pm	<b>Frozen</b> , Hastings Middle School (pre-show activity)
<i>Sunday, March 8</i>	2-4 pm	<b>Middle Schools Concourse Gallery Reception</b> 3600 Tremont Road



City of **Upper  
Arlington**

614-583-5030  
uacommunitycenter.com

**LEARN MORE AT: [uacommunitycenter.com](http://uacommunitycenter.com)**



# It's Time to Let Us Know What You Think!

## COMMUNITY POP UPS Find Us At These Events

<i>Friday, January 31</i>	6-8:30 pm	<b>UA Boys Basketball</b> , UA High School
<i>Friday, February 7</i>	6-8:30 pm	<b>UA Girls Basketball</b> , UA High School
<i>Saturday, Feb 8</i>	10 am-1 pm	<b>Volunteer UA Expo</b> , Tremont Library
<i>Sunday, Feb 9</i>	2-4 pm	<b>Elementary Schools Concourse Gallery Reception</b> , 3600 Tremont Road
<i>Sunday, Feb 16</i>	2-4 pm	<b>Tremont Library Lobby</b>
<i>Wednesday, Feb 19</i>	4:30 pm	<b>"UA Stage" Dinner &amp; Production of Cinderella</b> , UA High School (seniors event, reservations required)
<i>Friday, Feb 21</i>	6-8 pm	<b>Giant Eagle Market District</b> , Kingsdale
<i>Saturday, Feb 22</i>	1:30-2:30 pm	<b>Cinderella</b> , UA High School (pre-show activity)
<i>Thursday, Feb 27</i>	10 am-Noon	<b>UA Senior Center</b>
<i>Friday, March 6</i>	6:30 pm	<b>Frozen</b> , Hastings Middle School (pre-show activity)
<i>Sunday, March 8</i>	2-4 pm	<b>Middle Schools Concourse Gallery Reception</b> 3600 Tremont Road

## COMMUNITY MEETING

*6-8 pm, Thursday, February 27*

**UA Senior Center, 1945 Ridgeview Road**

Join with CCFTF members and the consultant team to learn more about the study and to provide feedback on key questions, such as "What does a Community Center mean for UA?" and "Do we want and need a Community Center?"

## SURVEYS

Watch for news of a statistically valid survey AND an online version open to everyone, coming this February/March!

  
City of **Upper  
Arlington**  
614-583-5030

**LEARN MORE AT:**  
**[uacommunitycenter.com](http://uacommunitycenter.com)**



# It's Time to Let Us Know What You Think!

## COMMUNITY MEETING

6-8 pm, Thursday, February 27 | UA Senior Center, 1945 Ridgeview Road

Join with CCFTF members and the consultant team to learn more about the study and to provide feedback on key questions, such as **"What does a Community Center mean for UA?"** and **"Do we want and need a Community Center?"**

## SURVEYS

Watch for news of a statistically valid survey AND an online version open to everyone, coming this February/March!

## YOUTH ACTIVITIES

Middle & high school students will participate in focus groups, with elementary students provided a youth workbook to complete.

**LEARN MORE AT: [uacommunitycenter.com](http://uacommunitycenter.com)**

  
City of Upper  
Arlington  
614-583-5030  
[uacommunitycenter.com](http://uacommunitycenter.com)



# COMMUNITY POP UPS Find Us At These Events

Friday, January 31	6-8:30 pm	UA Boys Basketball, UA High School
Friday, February 7	6-8:30 pm	UA Girls Basketball, UA High School
Saturday, Feb 8	10 am-1 pm	Volunteer UA Expo, Tremont Library
Sunday, Feb 9	2-4 pm	Elementary Schools Concourse Gallery Reception 3600 Tremont Road
Sunday, Feb 16	2-4 pm	Tremont Library Lobby
Wednesday, Feb 19	4:30 pm	"UA Stage" Dinner & Production of Cinderella UA High School (seniors event, reservations required)
Friday, Feb 21	6-8 pm	Giant Eagle Market District, Kingsdale
Saturday, Feb 22	6:30-7:30 pm	Cinderella, UA High School (pre-show activity)
Thursday, Feb 27	10 am-Noon	UA Senior Center
Friday, March 6	6:30 pm	Frozen, Hastings Middle School (pre-show activity)
Sunday, March 8	2-4 pm	Middle Schools Concourse Gallery Reception 3600 Tremont Road

  
City of Upper  
Arlington  
614-583-5030  
[uacommunitycenter.com](http://uacommunitycenter.com)





**We invite you  
to get involved in  
Phase II of  
the Community  
Center Feasibility  
Task Force study  
process!**

### **Phase I Findings**

After a 10-month study process, the Task Force concluded that the community wants and needs a community center, while identifying at a high level what components should be included, such as aquatics facilities, indoor sports, fitness facilities, dedicated senior programming, general programming and community gathering space, and youth & teen activities.

### **Phase II**

In Phase II, the Task Force is drilling into the details, including:

- **Potential Sites** - The Facilities & Partnerships Subcommittee is leading the effort to identify the most feasible options, using selection criteria, such as site size and flexibility, site control, location, creative funding and partnership opportunities.
- **Building Program** - The Facilities & Partnerships Subcommittee is also further exploring programming elements, allocation of space, and the development of building concepts for up to two preferred potential sites.
- **Potential Partnerships** - The Task Force is guiding conversations with potential partners that may have interest in financial and/or programming participation. This could include local and regional providers of health & wellness components, recreation & leisure programming, education and entertainment opportunities.
- **Business Plan** - The Finance Subcommittee is focused on the finances associated with a community center, such as construction, operations and ongoing maintenance costs, revenue and cost recovery models, and funding mechanisms and partnership opportunities.
- **Final Report to City Council** - The Task Force hopes to bring its report to City Council by late 2020/early 2021. If the Task Force concludes a community center is a viable proposition, and should Council be in agreement that a community center should be pursued, the issue could go before voters in May of 2021.

**See over for upcoming meeting and  
community engagement details**



# PHASE II

## MEETINGS & ACTIVITIES

**We invite you  
to get involved  
in Phase II of the  
Community Cen-  
ter Feasibility  
Task Force study  
process!**

### **Community Engagement Activities**

The Community Engagement Subcommittee is mapping out a schedule of activities to support the work of Phase II, including but not limited to:

- **Stakeholder focus group discussions** - with representatives from active sports groups, the senior population, recreation and lifetime education, arts and culture, businesses and community groups.
- **Community Meeting I: 7-8:30 pm, Thursday, October 8** - the consultants will share details of the potential sites and show building concepts depicting how the proposed facilities and programming components could be included. This meeting will be held remotely using Zoom.
- **Community Meeting II: Early December, details tbd** - at this second meeting, a more detailed proposal will be shared, along with anticipated construction and operations costs.
- **Survey** - A second statistically valid survey will be fielded in November to measure resident perceptions and support of the emerging proposal.

### **Meeting Schedule**

Throughout the Phase II study process, the Task Force welcomes and encourages resident participation. While typically being held remotely via Zoom, Task Force and subcommittee meetings are open to the public, with public comment accepted at the end of each meeting. Check the CCFTF website for the most up-to-date information, agendas and meeting access details.

- **Facilities & Partnerships Subcommittee:** 3 pm, Monday, October 5 - this meeting will be held in a hybrid format, both in person at the Municipal Services Center, 3600 Tremont Road, and remotely via Zoom
- **Finance Subcommittee:** Noon, Tuesday, October 6
- **Facilities & Partnerships Subcommittee:** 4 pm, Monday, October 12
- **Task Force Meeting of the Whole:** 7 pm, Wednesday, October 14
- **Finance Subcommittee:** Noon, Tuesday, October 20
- **Facilities & Partnerships Subcommittee:** 4 pm, Monday, October 26
- **Finance Subcommittee:** Noon, Tuesday, November 3
- **Facilities & Partnerships Subcommittee:** 4 pm, Monday, November 9
- **Task Force Meeting of the Whole:** 7 pm, Thursday, November 12
- **Task Force Meeting of the Whole:** 7 pm, Wednesday, December 9

**For the latest updates, visit:  
[www.uacommunitycenter.com](http://www.uacommunitycenter.com)**

## Community Center Feasibility Task Force



**Front row (from left):** Chuck Manofsky, Matt Rule, Bill Westbrook, Greg Comfort, Nick Lashutka (Co-chair)

**Back row:** Todd Walter, Kelly Boggs-Lape, Supen Bowe, Margie Pizzuti (Co-Chair), Linda Mauger, Merry Hamilton, Linda Moulakis, Wendy Gomez, Brian Perrera

**Not Pictured:** Friedl Bohm

There is a strong interest by many residents to revisit the issue of inadequate indoor community gathering space. Most notably, in a statistically valid survey conducted for the 2018 Parks & Recreation Comprehensive Plan, 81% of respondents supported a feasibility study on a multi-generational indoor recreation facility. The plan also brought to light that a number of recreation and leisure components desired by residents are currently lacking in UA—components that would typically be found within a community center.

On July 8, City Council formed the Community Center Feasibility Task Force (previously called the Community Center Study Group) to guide this process.

In July, Council President Kip Greenhill asked the members he planned to nominate as co-chairs—Margie Pizzuti and Nick Lashutka—to take the lead on advance preparations for the Task Force. At press time, Council was expected to vote on the nominees at the August 19 Council Conference Session.

“We’re experiencing so much activity to enhance community life in new and exciting ways, as Upper Arlington enters its second century,” said Margie Pizzuti. “I am gratified that Council has taken the bold step of revisiting this issue and for their willingness to let residents lead the way.”

“It’s an honor to be able to serve my community on an issue that is important to my family,” said Nick Lashutka. “Like so many parents, we know first-hand the challenges of getting our kids to their extracurricular activities. While we are unsure of what the outcome from this process will be, I’m glad the City has set the framework for us to have this important conversation.”

An initial focus of the Task Force will be to determine if Upper Arlington needs a community center. If the answer is yes, they must then find out if the community will actually support such a facility.

The scope of the study will likely include:

- Extensive opportunities for community participation.
- Assessments of existing conditions.
- Reviewing options for replacement of the City’s existing Senior Center (as either a combined or stand-alone facility).
- Reviewing the facilities and models of operation in other communities.
- Reviewing Upper Arlington’s history relative to a community center.
- Considering public/private models.
- Identifying the scope, projected costs and possible location.
- Exploring funding strategies for constructing, operating and



- maintaining a prospective facility.
- Reporting out the emerging options and cost scenarios, and studying the level of community support.

A first meeting was held August 13. Members shared details of their backgrounds and reasons for participating in the Task Force. Staff presented information that would be of use to the group, including highlights from the 2018 Parks & Recreation Comprehensive Plan and a brief history of past community center efforts. It was agreed that the Task Force should seek the assistance of a consulting firm to help guide their process, to be selected through a formal Request for Qualifications process.

At press time, the fall meeting schedule had not been finalized. In the coming weeks, watch for updates on this process and how you can be involved. Visit [upperarlingtonoh.gov](http://upperarlingtonoh.gov) where you can register for email updates and send your thoughts to the Task Force.

## Community Center Feasibility Task Force Update

A significant recommendation in the 2018 Parks & Recreation Comprehensive Plan is for the City to revisit the issue of inadequate indoor community gathering space. Most notably, in a statistically valid survey, 81% of respondents supported a feasibility study on a multi-generational indoor recreation facility. The plan also brought to light that a number of recreation and leisure components desired by residents are currently lacking in UA—components that would typically be found within a community center.

City Council has established a 16-resident-member Community Center Feasibility Task Force (CCFTF) to guide this process, with Margie Pizzuti and Nick Lashutka serving as co-chairs.

The Task Force determined the process would be best served with the



assistance of a consultant team experienced in conducting feasibility studies of this nature. To that end, a subcommittee was formed this fall to consider proposals. The subcommittee was scheduled to make its recommendation to the Task Force of the Whole.

Thereafter, the recommendation will be shared with City Council, seeking authorization for the City to enter into contract with the consultant to begin the feasibility study process in earnest. It is anticipated that the consultant team will be on board and beginning its work with the Task Force in November.

The Task Force has also decided to form additional subcommittees to work on the following topic areas:

- Finance
- Community Engagement
- Facilities & Partnerships

The work of the Task Force is expected to run into 2020, with the goal of presenting the findings and recommendations back to City Council by the summer. Visit [upperarlingtonoh.gov](http://upperarlingtonoh.gov) for updates.

### REED ROAD PARK PLAYGROUND



Over the summer, the City's Parks & Recreation Department began planning for the replacement of the Reed Road Park playground. Through this process, resident feedback was gathered via a series of activities: a survey regarding playground styles, an open house allowing residents to discuss proposed improvements and final design options, and a follow-up survey for residents to help select the final design.

The results from the second survey revealed a virtual tie between two of the three options, along with suggestions and comments. In all cases, the feedback received stressed the importance of including three main elements in the final design:

- Provide shade options for the playground equipment.
- A climbing component should be incorporated into the design.

- Include separate playground elements for older and younger age groups.

Rather than selecting one of the two options, Staff asked the playground vendor to modify the final design in a way that would incorporate these three elements. The final design (pictured left) now features a large climber, slides, monkey bars and a rope bridge. To help provide more shade, a large shade umbrella will be installed near the center of one of the playground elements—in addition to the existing trees surrounding the playground—to help keep equipment cool on hot, sunny days.

The Parks & Recreation Department is excited to share this final design of the playground with the community, and thanks everyone that participated. The new playground is expected to open in April of 2020.

To see additional renderings for the playground, visit the **Parks & Recreation** page, at [upperarlingtonoh.gov](http://upperarlingtonoh.gov).

- Appraised the City's interior and exterior Permanent Collection of artworks

#### Program Development

- Established performance metrics to evaluate programs
- Added nature programs
- Conducted survey and discussions with high school students, and implemented new teen programs
- Facilitated a new Medicare supplement to support senior wellness programs

#### Tennis

- Conducted membership survey
- Collaborated with the Northam Park Tennis Advisory Committee to offer social programs with open play
- Enhanced promotions materials
- Membership increased for the first year since 2006

#### Events

- Collaborated with Police & Fire to enhance safety plans
- Improved various Labor Day Arts Festival planning and logistics processes
- Transitioned Cycle UA to an annual event

#### Operations

- Expanded Rec Trac registration software to include swim and tennis lessons
- Partnered with Get Fresh Markets to manage UA's farmers market
- Created a Volunteer Program Handbook
- Installed a keyless entry system for shelter rentals
- Improved recruitment and onboarding process for seasonal employees

#### Finance

- Restructured the "Play UA Scholarship Program," to launch in 2020
- Developed a department-wide sponsorship program

Full details of the department's 2019 accomplishments can be found at [upperarlingtonoh.gov](http://upperarlingtonoh.gov), under the **Parks & Recreation** section.

## Community Center Feasibility Task Force Update

As a result of resident feedback, a key 2018 Parks & Recreation Comprehensive Plan recommendation is for the City to revisit the issue of inadequate indoor community gathering space. In July of 2019, City Council established the Community Center Feasibility Task Force (CCFTF) to lead this process. Early on, the Task Force determined they should secure the assistance of a consultant team experienced in conducting studies of this nature.

Over the fall months, the process of identifying a consultant was led by a Selection Subcommittee of the Task Force. By mid-November, a team led by Williams Architects—with subconsultants OHM Advisors and PROS Consulting—emerged as the preferred consultant. The full Task Force agreed with the subcommittee and unanimously voted to recommend to City Council that the City enter into contract with Williams Architects to conduct the feasibility study in partnership with the CCFTF. After hearing a report from Task Force Co-Chairs Margie Pizzuti and Nick Lashutka on November 18, Council approved the recommendation on November 25.

The reasoning behind the recommendation included:

- The Williams Architects proposal detailed extensive community engagement activities throughout the study process and a clear understanding of the value placed on obtaining resident input;
- Representatives of Williams Architects and OHM Advisors are local to Central Ohio, which will be beneficial to the process;
- The team has previously conducted work in Upper Arlington and already has a good understanding of the community and its expectations—for example Williams Architects assisted PROS Consulting with the 2018



Parks & Recreation Comprehensive Plan, and OHM Advisors led the design process for the new Tremont Pool and Playground at Northam Park and is currently spearheading the Lane Avenue Planning Study;

- Collectively, the team has more experience conducting community center studies;
- The proposal integrated a statistically valid survey early in the process, and emphasized the importance of obtaining objective data that is reflective of the broader community;
- The proposal broke pricing down by project components and divided the work into two phases, with the findings of the first phase framed to help determine the validity of a second phase. Additionally, the proposal was the most cost effective.

A meeting with representatives from Williams Architects and the CCFTF was held mid December, to discuss the timeline for the workplan, establish meeting schedules, and to review plans for engaging with the community on this important issue.

Details of the work of the Task Force can be found at [uacommunitycenter.com](http://uacommunitycenter.com). We encourage you to attend Task Force meetings, and to share your thoughts and ideas with us.

## Community Center Feasibility Task Force Update

A key 2018 Parks & Recreation Comprehensive Plan recommendation is that the City revisit the issue of inadequate indoor community gathering space. As a direct result of survey feedback showing strong support for investigating the potential for a community center in UA, in July of 2019 City Council established the Community Center Feasibility Task Force (CCFTF)—comprised of 16 resident volunteers—to lead this process. By the close of the year, the CCFTF had selected a consultant team led by Williams Architects, with OHM Advisors and PROS Consulting.

The feasibility study is being conducted in two phases. First, the CCFTF is seeking answers to three core questions: What kind of community center makes sense for UA? Do we want a community center? Do we need a community center? If the answer to the last two questions is “YES,” the study will transition to a second phase that drills into details, such as what facilities to include, where a community center might be located, and the costs for construction, operations and ongoing maintenance.

The CCFTF is in the midst of an extensive phase of community engagement activities. Three components are critical to successfully gathering and considering residents thoughts and ideas within this process:

- First, we need residents to participate. We know the CCFTF, City staff and our consultants don't have all the answers and ideas.
- Second, at this point, residents are encouraged to think expansively about what a community center could be. The study is in the brainstorming and information gathering phase, so any and all ideas are welcome. The hard work of narrowing and focusing will come later.
- Finally, while an email or a conversation is helpful, it isn't as impactful as taking part in a survey, pop up, community meeting or focus group.

These feedback channels are structured to truly capture, account for and analyze all of the feedback that we get. Feedback received through a less structured channel is much more likely to get lost in the noise of everything else.

### Focus Groups & Interviews

Interviews and focus group meetings were held in January and February with representatives of groups that might benefit from a community center. This included active sports groups, arts and culture organizations, the senior population, recreation instructors, schools and early education providers, local civic groups and non-profits, businesses, and health and wellness entities.

### Community Pop Ups

A series of Community Pop Ups have been scheduled to bring the CCFTF out to the places and events frequented by residents. These pop ups feature quick, idea generating activities. Remaining dates and locations for the Community Pop Ups are as follows:

- UA Senior Center - 10 am-Noon, Thursday, February 27
- Hastings Middle School Production of Frozen - 6:30 pm on, Friday, March 6
- Middle Schools Concourse Gallery Reception - 2-4 pm, Sunday, March 8

### Community Meeting

#### 6-8 pm, Thursday, February 27

UA Senior Center, 1945 Ridgeview Road  
A community meeting has been scheduled to provide residents an opportunity to learn more about the feasibility study, and to provide feedback on the primary questions being addressed in this first phase.



### Surveys

A statistically valid survey is being fielded from late February through the end of March. This type of survey process is designed to ensure that responses are reflective of the community as a whole. Three thousand randomly selected households will be mailed a survey packet that includes a cover letter, hard copy of the survey with a postage-paid envelope, as well as a link to complete the survey online if preferred.

As the statistically valid survey process nears its end, a second version of the survey will be made available online to all residents who wish to participate. The feedback gathered through this supplemental process will be used as additional, anecdotal data.

### Youth Engagement

A series of youth specific surveys will be fielded late February, targeting students and providing an opportunity for them to have a voice in the process.

Members of the CCFTF strongly encourage residents to be involved in the feasibility study—your feedback is vital to determining how the City should proceed with this important community issue. Full details of the work of the CCFTF can be found at [uacommunitycenter.com](http://uacommunitycenter.com).



## Community Center Feasibility Task Force Transitions to Phase 2 of Study

After a 10-month study process, in late June the Community Center Feasibility Task Force (CCFTF) provided a Phase 1 update to City Council and shared that their findings indicated they should transition to Phase 2.

Early in the process, the Task Force had determined that the study should be conducted in two phases. In Phase 1, the CCFTF was seeking answers to three questions: What kind of community center makes sense for UA? Do we want a community center? Do we need a community center? If the answer to the last two questions was “YES,” the study would transition to Phase 2, drilling into details such as what facilities to include, where a community center might be located, and the costs for construction, operations and ongoing maintenance.

### Phase 1 Findings

In the spirit of making sure the feasibility study is resident-driven, a critical component of Phase 1 was to involve residents as much as possible through an extensive community engagement process. This included focus groups and stakeholder interviews, community pop up activities and public meetings. In March,

a statistically valid survey was fielded to provide further clarity on community sentiment about this issue.

Phase 1 also included a detailed review of existing recreation facilities and programming in the community, market trends and facilities in peer communities. This information, when combined with the feedback obtained through the community engagement activities helped the Task Force identify at a high-level what components should be included in a community center.

These include:

- Aquatics facilities with lap lanes, active play and opportunities for year-round swim lessons and exercise
- Indoor sports, such as basketball, volleyball and pickleball
- Fitness facilities, including cardio vascular equipment, weights, exercise studios and running/walking track
- Dedicated senior programming and multi-purpose facilities that can accommodate older adult activities but also be available for other uses
- General program, classroom and gathering spaces

- Youth and teen activities
- Various support facilities, including locker rooms and restrooms, lobby, child watch facilities, storage and administration needs.

### Phase 2

An August 12 Task Force meeting marked the launch of Phase 2, with the following steps scheduled to occur through the close of 2020:

#### Community Engagement Initiatives

Similar to Phase 1, the second phase will feature extensive opportunities for community engagement, including but not limited to:

- **A second round of stakeholder focus group discussions** - Tentatively scheduled to occur late September, these discussions will include representatives from active sports groups, the senior population, recreation and lifetime education, arts and culture, as well as business and community group representatives.
- **Two community meetings** - In early October, residents will be invited to participate in a meeting that consid-

ers potential sites and what facilities and programming components are proposed. At a second community meeting toward the close of 2020, a more detailed proposal, along with anticipated construction and operations costs will be shared with the community.

- **Surveys** - A second statistically valid survey will be fielded as Phase 2 draws to a close to measure resident perceptions and support of the emerging proposal. Additional surveying activities are anticipated, including outreach to the community's youth.

### Potential Partnerships

The Task Force will be guiding conversations with potential partners and creation of a Request for Proposals from entities that may have interest in financial and/or programming participation at a community center. This could include but is not limited to local and regional providers of health & wellness components, recreation & leisure programming, education and entertainment opportunities.

### Potential Sites

A detailed site review process will be undertaken to identify the most feasible options, using a set of selection criteria, such as:

- **Site size and flexibility** - a preferred site would need to accommodate all the desired uses within a community center, provide adequate parking and if possible, have the ability to expand and grow.
- **Site control** - factors such as current ownership and usage, acquisition costs, zoning and neighborhood compatibility would all be important considerations for identifying one or more prospective sites.
- **Location** - feedback from Phase 1 indicated a strong desire for a community center to be centrally located and easily accessed by all members of the community, young and old alike.
- **Preservation of green space** - park land in Upper Arlington is already

limited and residents have indicated a strong desire for a community center project to not take away from existing park uses.

### Building Program

The Facilities and Programming Subcommittee will take a deeper dive into the programming elements within a community center. This will include allocation of space for the various uses, and the subsequent development of building concepts as/when up to two preferred potential sites have been identified.

### Business Plan

The Finance Subcommittee's work will focus on the development of a comprehensive overview of the costs associated with a community center, such as:

- Cost estimates for construction, which could include land acquisition
- Operations and ongoing maintenance cost estimates
- Revenue estimates and cost recovery models
- Funding mechanisms for both construction and ongoing operations that could include tapping into existing revenue streams, as well as exploring partnership opportunities, private donations, and economic development tools such as Tax Increment Financing.

### Final Report to City Council

The Task Force hopes to bring its work to a conclusion late 2020/early 2021, with a report to City Council. If the Task Force concludes that a community center is a viable proposition for the community, and should Council be in agreement that a community center should be pursued, the issue would likely go before Upper Arlington voters in May of 2021.

### About the CCFTF

City Council formed the 16-member Task Force in the summer of 2019, in response to a key recommendation within the 2018 Parks & Recreation Comprehensive Plan for the City to revisit the issue of inadequate indoor community gathering space. This recommendation evolved as a direct result of survey findings showing strong support for investigating the potential for a community center.

Early in the process, the Task Force decided their work would benefit greatly from the assistance of a consultant team experienced in conducting studies of this nature. This team is led by Williams Architects, with sub-consultants OHM Advisors and PROS Consulting.

Full details of the work of the Task Force is available at [uacommunitycenter.com](http://uacommunitycenter.com).



### MEMBERS OF THE COMMUNITY CENTER FEASIBILITY TASK FORCE

**Front Row (from left):** Chuck Manofsky, Matt Rule, Bill Westbrook, Greg Comfort, Nick Lashutka

**Back Row:** Todd Walter, Kelly Boggs-Lape, Supen Bowe, Margie Pizzuti, Linda Mauger, Merry Hamilton, Linda Moulakis, Wendy Gomez, Brian Perera


**Not Pictured:** Dianne Albrecht, Yanitza Brongers-Marrero



# UA <sup>★</sup>iNSIGHT

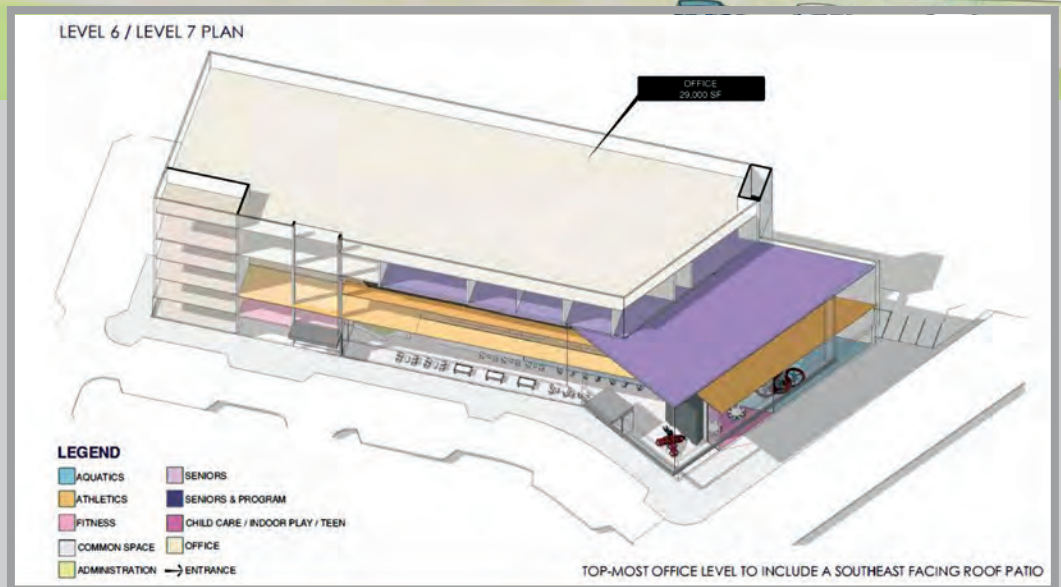
NOVEMBER | DECEMBER 2020

## Community Center Feasibility Task Force Narrows Site Options to Two



ABOVE: Building program concept for the Municipal Services Center site.

RIGHT: A similar concept for the former Macy's site at Kingsdale.



## CCFTF Focused on Two Locations

After a 10-month Phase I study process which affirmed that many residents want and need a community center, the Community Center Feasibility Task Force (CCFTF) has transitioned to Phase II. During this phase, the Task Force is drilling into details such as what facilities to include, where a community center might be located, and the costs for construction, operations and maintenance.


### Location

To accomplish its review of potential sites, the Facilities Subcommittee directed the consultants to develop a site criteria matrix and scoring system that included:


- **Acreage** - to be eligible, sites needed to be a minimum of five acres with adequate parking.
- **Site Control** - each site was scored based on current ownership and usage, acquisition costs, zoning and neighborhood compatibility.
- **Location and Access** - Phase I feedback showed a strong desire for a central location and easy access.
- **Preservation of Existing Parkland** - Phase I feedback also showed a strong desire to preserve existing park uses.
- **Availability of Creative Funding Options** - sites were also evaluated based on their potential for the use of creative funding mechanisms, such as Tax Increment Financing (TIF) or partnership opportunities.

The goal of the Subcommittee was to narrow its options to two locations so that the consultants could develop high level concepts of what a building might look like, in terms of its footprint and height, space allocation for the various desired uses, as well as access and parking considerations.

From an initial, high-level discussion of 15 locations, the search was narrowed to eight sites: Fancyburg, Northam, Northwest Kiwanis/Burbank, Reed Road, Sunny 95 and Thompson parks, the former Macy's site at Kingsdale, and the Municipal Services Center. The subcommittee reviewed the site criteria matrix in depth in September. Kingsdale and the Municipal Services Center emerged as the highest scoring locations.



"Massing and stacking" diagrams show how the proposed programming for a community center could be organized within building footprints at a combined community center/municipal services center (above) or on a portion of the former Macy's site at Kingsdale (below).



Kingsdale received the highest score for reasons that included: a central, accessible location; the recent announcement of Continental Real Estate Companies' pending purchase of the site and their willingness to explore a public use with the City as part of redevelopment plans; the potential for creative funding and partnership opportunities; and the fact that it would not impact existing parkland.

The Municipal Services Center scored higher than Kingsdale on the issue of site control and the same for creative funding and partnerships potential, but lost points as a slightly less central and less accessible location, as well as the potential impact on existing greenspace.

### Building Program

The Facilities Subcommittee concluded they had the information they needed to focus on these two sites moving forward, directing the consultants to begin development of building concepts for each option. These high-level designs were shared with the subcommittee in early October, and with residents at a Community Meeting on October 8. Both meetings were recorded and can be viewed on the CCFTF website, along with various presentation documents.

The proposed building program portrayed in the two building concepts evolved from Phase I, which had included a review of existing recreation facilities and programming in the community, market trends, facilities in peer communities, and feedback obtained through the community engagement activities and a statistically valid survey.

These elements include:

- Aquatics facilities with lap lanes, active play and opportunities for year-round swim lessons and exercise
- Indoor sports, such as basketball, volleyball and pickleball
- Fitness facilities, including cardio vascular equipment, weights, exercise studios and running/walking track
- Dedicated senior programming and multi-purpose facilities that can accommodate older adult activities but also be available for other uses
- General program, classroom and gathering spaces
- Youth and teen activities
- Various support facilities, including locker rooms and restrooms, lobby, child watch facilities, storage and administration needs

At the Community Meeting, residents indicated a high level of satisfaction with the proposed programming, but further insight from the community on programming elements will be sought in the coming weeks.

### Business Plan

The Finance Subcommittee is focused on the development of a comprehensive overview of the costs associated with a community center, such as:

- Construction estimates
- Operations and ongoing maintenance
- Revenue estimates and cost recovery models
- Funding mechanisms for construction and operations that could include tapping into existing revenue streams, as well as exploring partnership opportunities,

private donations, and economic development tools such as Tax Increment Financing.

### What Do You Think?

In the month of November, the Task Force will be seeking feedback on the emerging proposal to help them formulate a recommendation to City Council.

A statistically valid survey will be fielded by telephone in mid-November. If your household is contacted and asked to participate, please know that your input will be a critical component of the final decision-making process.

An online version of the survey will also be available, giving all members of our community a chance to share your thoughts with the Task Force.

Residents can also provide input via email, at [parks@uaoh.net](mailto:parks@uaoh.net).

Last but not least, all meetings of the Task Force and its subcommittees are open to the public, with opportunities for public comment at the end of each meeting. Visit the **News, Meetings & Events** page of the Task Force's website, at [uacommunitycenter.com](http://uacommunitycenter.com) for the schedule.

### Final Report to City Council

The Task Force hopes to bring its work to a conclusion late 2020/early 2021, with a report to City Council. If the Task Force concludes that a community center is a viable proposition for the community, and should Council be in agreement that a community center should be pursued, the issue could go before Upper Arlington voters in May of 2021.

## Arbor Day Ceremony



While UA's Arbor Day Celebration was a few months later than usual, September 30 was a special day for retiring Parks & Forestry Superintendent Steve Cothrel, as members of Council, the City Tree Commission, past and present members of staff, and residents gathered at Northwest Kiwanis/Burbank Park to plant five elm trees. Steve can rightfully be proud of his impact on one of our community's most endearing qualities - our trees. Thanks to his expertise and vision, UA enjoys the beauty and many health and environmental benefits of a mature, diverse and healthy urban forest. Steve will be missed, but he leaves us knowing that he has developed a strong urban forestry program that will endure in the decades ahead.

## BUILDING BLOCKS

### Kingsdale Mixed-Use Project



Following a September announcement of its intent to purchase the former Macy's site at Kingsdale from The Kroger Co, Continental Real Estate, Inc. submitted a Preliminary Development Plan to the City for review by the Board of Zoning and Planning. At press time, BZAP action on the proposal was pending at its October 19 meeting.

The proposal places an emphasis on alternate housing options, reflective of current development trends and to complement the existing retail/restaurant and office space at Kingsdale and would be comprised of:

- A six-story building with 104 senior housing units, on the northwest portion of the site, with a 6,000 square foot restaurant, including outdoor dining, on the ground floor facing Tremont Road.
- A seven-story building to the east/center of the property, along Northwest Boulevard, with five floors of 383 apartments and two amenity courtyards over a two-story parking garage.
- \*A nine-story building on the southwest corner, with 75 two-bedroom apartments, 50,000 square feet of office space on the top two floors, and structured parking. *\*NOTE: This area has been identified as a potential location for a community center, subject to the Community Center Feasibility Task Force study process that is currently underway.*
- Eight, two-story townhouses fronting Northwest Boulevard that would back up to the two levels of structured parking for the seven-story building.
- The two structured parking arrangements, combined with surface parking, would comprise a total of 755 new spaces. Additionally, Continental has secured a shared-use agreement for up to 150 existing parking spaces at the north end of the Giant Eagle Market District parking lot.

### Lane Avenue Planning Study Update

The Lane Avenue Planning Study was initiated by City Council in the summer of 2019, to help the City better understand the impacts of growth within this busy and evolving commercial district, and to put in place a frame-

work to guide this growth in a way that benefits the district and community as a whole, while providing appropriate transitions into the surrounding neighborhoods. The study included:

- Three phases of citizen engagement.
- A review of existing guiding documents and past studies, such as the Master Plan and Unified Development Ordinance.
- The development of streetscape standards to enhance the appeal of the district, with a focus on pedestrian activities, accessibility, outdoor dining, and opportunities for public art and public gathering spaces.
- A review of and recommendations for modifying the City's commercial design standards.
- A comprehensive traffic evaluation of Lane Avenue from Riverside Drive to SR 315.

The resulting Lane Avenue Study Report was first shared with Council in the summer, and was adopted by Council on September 14.

A revised and greatly enhanced Lane Avenue Planned Mixed Use District zoning document has been prepared to clearly set forth the City's guidelines and requirements for future redevelopment within the district. At press time, these proposed code amendments were scheduled for final review and action by the Board of Zoning and Planning at its October 19 meeting. Thereafter, it is scheduled for City Council review and action per the following schedule:

- **Monday, November 16 Council Conference Session** - initial discussion (public testimony is not typically taken at Conference Sessions)
- **Monday, November 23 City Council Meeting** - First Reading, Public Hearing
- **Monday, December 14 City Council Meeting** - Second Reading, Public Hearing, Council Action

Full details of the Lane Avenue Planning Study, including the proposed zoning code amendments can be found on the City's website, under the *Community Projects* section.



The new five-story, 116-room TownePlace Suites Hotel opened on schedule in early October.



## Task Force Supports Pursuit of UA Community Center at Kingsdale

After a process lasting approximately 18 months, the work of the Community Center Feasibility Task Force is concluding, with next steps for this important community issue now in the hands of City Council.

On December 9, the Task Force met to receive reports from its three subcommittees and to consider a draft Resolution outlining its recommendations to Council. Members of the Task Force were unanimous in their support of the Resolution.


At a Special City Council Meeting held December 16, Task Force Co-Chairs Margie Pizzuti and Nick Lashutka - and Subcommittee Chairs Supen Bowe (Community Engagement), Greg Comfort (Facilities) and Matt Rule (Finance) - provided an extensive overview of the study process, their findings and recommendations.

### Survey Highlights

The results from a second statistical-ly valid survey were shared at both the

December Task Force and City Council meetings. Much of the results affirmed previous findings from numerous community engagement activities and the first survey, while also gauging resident sentiment on the options that had been under development during Phase II of the study process. Some survey highlights include:

- Awareness of the study process was high, at 70.5%
- There is strong support for the City constructing a community center, at 75.1%



"Massing and stacking" diagrams created for the Task Force show how the various desired programming elements could be incorporated into a community center at Kingsdale, with aquatics on the ground level, fitness facilities and gymnasiums on levels 2 & 3, running/walking track on level 4, senior space, shared programming space and outdoor patio on level 5, with office space on levels 6 & 7.

- There is strong support for including Senior Center programming & facilities, at 69.6%
- The former Macy's site at Kingsdale is the preferred location, at 74.8%
- There is support for including office space to offset operating & maintenance costs, at 68.3%

When asked if they would support a community center issue on the ballot:

- 74.55% supported the City issuing up to \$55 million in bonds - without raising taxes - to construct a community center.
- 63.7% supported a 30-year, 1/2 mill property tax increase to construct a community center.

### The Task Force Recommendations

The Task Force recommendations that were shared with City Council include:

- It is feasible for the City to construct, operate and maintain a community center.
- The facility should include program space for seniors and replace the current Senior Center.
- The community center should be more than just a recreational facility, serving as a central gathering place for the whole community.
- The former Macy's site at Kingsdale is the preferred location.
- Expected to cost approximately \$54 million to construct, this can be funded without an increase in taxes by using a combination of Tax Increment Financing (TIF) funds, excess City funds, community center office lease revenues and hotel/motel taxes, along with private donations.
- A business model should be pursued based on competitive market rate memberships and usage fees, with a goal of achieving a minimum cost recovery level of 85%.
- Membership and usage fees should be tiered, with options to accommodate senior residents and the operating budget should include a scholarship fund to assist residents



Gymnasiums & running track



Outdoor patio



Multi-use room



Senior program



Lobby

- facing financial barriers to participation.
- Existing Senior Center and Recreation program funds should be redirected to support the community center.
- The community center business model should include significant annual contributions to a fund for future capital expenditures, such as maintenance and equipment replacement.

Work is underway to prepare a final report on the work of the Community Center Feasibility Task Force. This will be presented to Council at a Special City Council Meeting scheduled for Monday, January 11, beginning at 7:30 pm. At this meeting, Council will also consider a Resolution to take this issue to a vote of the people on May 4, 2021.

The entire Task Force report and accompanying appendices will be made available at [uacommunitycenter.com](http://uacommunitycenter.com), along with a full record of the study process, meeting videos, presentations and more. We encourage you to become informed on this important community issue as we move toward asking Upper Arlington residents to vote on this issue.

### Miller Park Playground



The new Miller Park playground is complete and open for business. Our thanks to the residents that participated in the design process, we hope the end results meet or exceed your expectations!

# CityINSIGHT

City of Upper Arlington eNews



The Community Center Feasibility Task Force (CCFTF) has determined the process will benefit from the assistance of a consultant with experience in studies of this nature. A Request for Qualifications has been issued, with a deadline of Sept. 23. A subcommittee will review and make a recommendation to the Task Force of the Whole at its October 30 meeting. Thereafter, the recommendation will be shared with City Council, seeking authorization for the City to enter into contract with the consultant. It is anticipated the consultant will begin its work in November.

The Task Force has also decided to form additional subcommittees to work on the following topic areas: Finance; Community Engagement; Facilities & Partnerships. Co-Chairs Pizzuti and Lashutka are currently finalizing the members and Chair for each subcommittee.

While this initial organizational work is completed, the CCFTF will have representatives out in the community seeking input. As you attend the following events, look for the CCFTF display to share your ideas:

- **Parks Projects Open House** – 6:30 pm, Thursday, September 19, 3600 Tremont Road
- **Fall Fest** – 1-5 pm, Sunday, October 6, Fancyburg Park
- **Leadership UA Candidates Night** – 6 pm, Thursday, October 10, 3600 Tremont Road, CCFTF members will be on hand to speak with residents during the networking hour in the Concourse.
- **UA Senior Center Current Events Group** – 2-4 pm, Tuesday, November 26, 1945 Ridgeview Road.

[LEARN MORE](#)

# CityINSIGHT

City of Upper Arlington eNews



The first round of community engagement has begun. Read on for a summary of when and where you can get involved:

**Community Pop Ups** – The task force is heading out to find residents at various events and activities through early March. These pop ups will feature quick, idea generating activities, per the following dates and locations:

- **UA High School boys basketball home game** – 6 pm on, Friday, January 31
- **UA High School girls basketball home game** – 6 pm on, Friday, February 7
- **Volunteer UA Expo** – 10 am-1 pm, Saturday, February 8, Tremont Library
- **Elementary Schools Concourse Gallery Reception** – 2-4 pm, Sunday, February 9, 3600 Tremont Road
- **Tremont Library** – 2-4 pm, Sunday, February 16
- **UA Stage Dinner** – 4:30 pm on, Wednesday, February 19, UA High School Cafeteria
- **Giant Eagle Market District (Kingsdale)** – 6-8 pm, Friday, February 21
- **UA High School Production of Cinderella** – 6:30 pm on, Saturday, February 22
- **UA Senior Center** – 10 am-Noon, Thursday, February 27, 1945 Ridgeview Road
- **Hastings Middle School Production of Frozen** – 6:30 pm on, Friday, March 6
- **Middle Schools Concourse Gallery Reception** – 2-4 pm, Sunday, March 8, 3600 Tremont Road

#### Community Meeting

**6-8 pm, Thursday, February 27, UA Senior Center, 1945 Ridgeview Road**

A community meeting has been scheduled to provide residents an opportunity to learn more about the feasibility study, and to provide feedback on the primary questions being addressed in this first phase.

**Surveys** – A statistically valid survey will be fielded late February through late March, mailed to 3,000 randomly selected households. As the statistically valid survey process nears its end, a second version of the survey will be available online to all residents who wish to participate.

**Youth Engagement** – A series of youth specific focus groups will be held late February, targeting high school and middle school aged students. A youth workbook will also be made available for elementary students to complete.

[LEARN MORE HERE & GET INVOLVED!](#)

# CityINSIGHT

City of Upper Arlington eNews



The first round of community engagement has begun. Read on for a summary of how to get involved:

### Community Pop Ups

- Giant Eagle Market District (Kingsdale) – 6-8 pm, Fri, February 21
- UA High School Production of Cinderella – 6:30 pm, Sat, February 22
- UA Senior Center – 10 am-Noon, Thu, February 27, 1945 Ridgeview Road
- Hastings Middle School Production of Frozen – 6:30 pm, Fri, March 6
- Middle Schools Concourse Gallery Reception – 2-4 pm, Sun, March 8, 3600 Tremont Road

### Community Meeting

**6-8 pm, Thursday, February 27, UA Senior Center, 1945 Ridgeview Road**

Learn more about the feasibility study, and provide your feedback on the primary questions being addressed in this first phase.

**Surveys** – A statistically valid survey will be fielded late February through late March, mailed to 3,000 randomly selected households. As the statistically valid survey process nears its end, a second version will be available online for all residents to complete.

**Youth Engagement** – A series of youth specific surveys will be fielded late February, targeting students and providing an opportunity for them to have a voice in the process.

[LEARN MORE HERE & GET INVOLVED!](#)

# CityINSIGHT

City of Upper Arlington eNews



**Community Pop Ups** - look for members of the task force at these events: *Hastings Middle School Production of Frozen* – 6:30 pm, Friday, March 6; *Middle Schools Concourse Gallery Reception* – 2-4 pm, Sunday, March 8, 3600 Tremont Road.

**Surveys** – A statistically valid survey is being mailed to 3,000 randomly selected households. As the statistically valid survey process nears its end, watch for news of a second version that will available online for all residents to complete.

**Youth Engagement** – A series of youth specific surveys will be fielded in March, targeting students and providing an opportunity for them to have a voice in the process.

[LEARN MORE HERE & GET INVOLVED!](#)

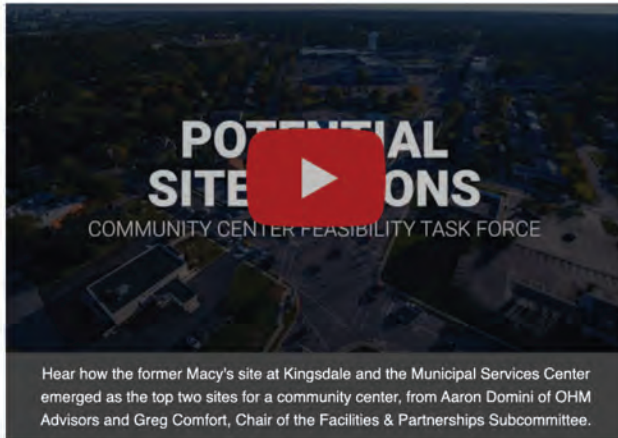




## COMMUNITY CENTER FEASIBILITY TASK FORCE PHASE II UPDATES

City of Upper Arlington

### Two Sites Emerge as Contenders for a Community Center



Hear how the former Macy's site at Kingsdale and the Municipal Services Center emerged as the top two sites for a community center, from Aaron Domini of OHM Advisors and Greg Comfort, Chair of the Facilities & Partnerships Subcommittee.

After a 10-month Phase I study process affirmed that many residents want and need a community center, the Community Center Feasibility Task Force has transitioned to Phase II, drilling into details such as what facilities to include, where a community center might be located, and the costs for construction, operations and ongoing maintenance.

The Facilities & Partnerships Subcommittee has been focusing its efforts on potential sites and building programming, narrowing its search to two sites: the former Macy's site at Kingsdale and the Municipal Services Center. At an October 5 meeting, the Subcommittee reviewed high-level "blocking and stacking" concepts for each location, showing how the various programming components could be incorporated within the available footprint.

- [View the October 5 Subcommittee Meeting Video](#)
- [View the October 5 Subcommittee Presentation](#)

### Community Meeting

**7-8:30 pm, Thursday, October 8**

**\*Join the Meeting Here:** <https://zoom.us/j/98674124281>

**Or Join by Phone:** 888-475-4499 or 877-853-5257

**\*Webinar ID:** 986 7412 4281

*\*NOTE: the meeting link & ID have been updated. Please use the access information provided here.*

Members of the Task Force hope you can join them for a progress report on the work of Phase II to date. The meeting will be comprised of a presentation, followed by break out discussions so that participants can provide feedback and ask questions. At the close of the meeting, participants will be asked to answer some quick polling questions. The meeting will be recorded and will be shared on the CCFTF website on October 9. After watching the presentation, residents are encouraged to share their thoughts with the Task Force by sending an email to [parks@uaoh.net](mailto:parks@uaoh.net).

### Meeting Schedule

Throughout the Phase II study process, the Task Force welcomes and encourages resident participation. While typically being held remotely via Zoom, Task Force and subcommittee meetings are open to the public, with public comment accepted at the end of each meeting. Click the Meeting Schedule link below for the most up-to-date information.



#### Task Force of the Whole

Meetings typically held on Wednesdays, beginning at 7 pm:

- **October 14**
- **\*November 12**
- **December 9**



#### Facilities & Partnerships Subcommittee

Meetings typically held on Mondays, beginning at 4 pm:

- **October 26**
- **November 9**



#### Finance Subcommittee

Meetings typically held on Tuesdays, beginning at Noon:

- **October 20**
- **November 3**

*\* Thursday due to holiday*

NEWS, MEETINGS & EVENT DETAILS

[uacommunitycenter.com](http://uacommunitycenter.com)



## COMMUNITY CENTER FEASIBILITY TASK FORCE PHASE II UPDATES

City of Upper Arlington

### October 14 Task Force Meeting

Starts at 7 pm


The Task Force has a full agenda for its October 14 meeting, with reports from its three subcommittees, and a discussion on the feasibility study timeline, recommendations and deliverables.

Join the Meeting: <https://zoom.us/j/92842183869>

Or Join by Phone: 888-475-4499 or 877-853-5257

Meeting Code: 928 4218 3869

### CCFTF Seeks Feedback on Locations and Building Program



*"Massing and stacking" diagrams show how the proposed programming for a community center could be organized within building footprints at a combined community center/municipal services center (above) or on a portion of the former Macy's site at Kingsdale (below).*



[View the October 8 Meeting Video](#) | [View the Meeting Presentation](#)

At an October 8 Community Meeting, the consultants shared "blocking and stacking" concepts for the two locations under consideration (former Macy's site at Kingsdale, Municipal Services Center), showing how the various programming components could be incorporated within each footprint. The presentation and meeting video are now available and the Task Force invites residents to watch the presentation and share your thoughts with them, by sending an email to [parks@uaoh.net](mailto:parks@uaoh.net).



Community Center Feasibility Task Force Co-Chairs, Margie Pizzuti and Nick Lashutka, discuss their charge from City Council and the high level findings that emerged from Phase I of the study process.

### Meeting Schedule

Throughout the Phase II study process, the Task Force welcomes and encourages resident participation. While typically being held remotely via Zoom, Task Force and subcommittee meetings are open to the public, with public comment accepted at the end of each meeting. Click the Meeting Schedule link below for the most up-to-date information.



#### Task Force of the Whole

Meetings typically held on Wednesdays, beginning at 7 pm:

- October 14
- November 12
- December 9



#### Facilities & Partnerships Subcommittee

Meetings typically held on Mondays, beginning at 4 pm:

- October 26
- November 9



#### Finance Subcommittee

Meetings typically held on Tuesdays, beginning at Noon:

- October 20
- November 3

\* Thursday due to holiday

NEWS, MEETINGS & EVENT DETAILS

# CityINSIGHT

City of Upper Arlington eNews



## A Matter of Timing, Opportunity...and Market Forces

To help clarify the complexities of the Kingsdale Mixed-Use Project, City Manager Steve Schoeny explains how timing, opportunity and market forces each play an important role in the proposed project, and its potential as a location for a community center. In this post, you will also find hyperlinks to relevant presentations and video of discussions with City Council, Tax Increment Financing scenarios and upcoming meetings for residents to give public testimony.

[LEARN MORE](#)



City Council is considering and accepting public comment on a proposed Development Agreement with Continental Real Estate, Inc., for the Kingsdale Mixed-Use Project proposed at the former Macy's site at Kingsdale. Meeting dates and access information are as follows:

- **Council Conference Session – 7:30 pm, Monday, November 16:** First Reading, public hearing
  - *Join the meeting:* <https://zoom.us/j/98773989457>
- **City Council Meeting – 7:30 pm, Monday, November 23:** Public hearing
  - *Join the meeting:* <https://zoom.us/j/94372218402>
- **Special City Council Meeting – 7:30 pm, Monday, November 30:** Second Reading, public hearing, Council action
  - *Join the meeting:* <https://zoom.us/j/91887548346>

### Wakefield Forest Traffic Mitigation Public Meeting

**6:30 pm, Thursday, November 19, 2020**

Several significant conditions accompany BZAP's approval of the Kingsdale Preliminary Development Plan that must be met by the developer before submittal of a Final Development Plan. This includes traffic impacts and parking considerations. The City's Engineering Division has begun taking a detailed look at these issues and invites residents to a public meeting on the evening of Thursday, November 19, in order to better understand your concerns and questions, and to begin a discussion of possible traffic mitigation solutions.

**Join the Meeting Online:** [//zoom.us/j/99982923879](https://zoom.us/j/99982923879)

**Join by Phone:** 1-877-853-5257 | **Webinar ID:** 999 8292 3879



## Upcoming Meeting Dates

The Community Center Feasibility Task Force welcomes and encourages resident input at all stages of the study process. Task Force meetings are held remotely using Zoom, with opportunity provided for public comment at the end of each meeting. Click the link below for a full schedule of meeting dates. Agendas and meeting access details are provided on this website as they come available.

- **Finance Subcommittee:** Noon, Tuesday, November 17. Join the meeting: <https://zoom.us/j/93836948802>
- **Facilities Subcommittee:** 4 pm, Wednesday, December 2
- **Community Meeting:** 7 pm, Wednesday, December 2
- **Task Force Meeting of the Whole:** 7 pm, Wednesday, December 9
- **Presentation to City Council - Special City Council Meeting:** 7:30 pm, Wednesday, December 16

[CCFTF WEBSITE](#)

# CityINSIGHT

City of Upper Arlington eNews



## Take the Online Survey

**Deadline Extended: Monday, November 30**

The Task Force is seeking input as it considers options for a location, building program and cost/operations scenarios. An online survey is now open with the deadline extended until Monday, November 30. Please take a few moments to let the Task Force know what you think about this important community issue.

## Community Meeting

**7 pm, Wednesday, December 2**

Join the Meeting: [//zoom.us/j/97977618406](https://zoom.us/j/97977618406)

Join by Phone: 877-853-5257 | Meeting ID: 979 7761 8406

Please join members of the Task Force for a Community Meeting, to hear about the work accomplished during Phase II of the feasibility study, recent survey results and next steps.

## Upcoming Meeting Dates

The Task Force welcomes and encourages resident input at all stages of the study process. Meetings are held remotely using Zoom, with opportunity provided for public comment at the end of each meeting.

- **Finance Subcommittee:** Noon, Tuesday, December 1. Join the meeting: [//zoom.us/j/97917361702](https://zoom.us/j/97917361702)
- **Facilities Subcommittee:** 4 pm, Wednesday, December 2. Join the meeting: [//zoom.us/j/94894504814](https://zoom.us/j/94894504814)
- **Task Force Meeting of the Whole:** 7 pm, Wednesday, December 9. Join the meeting: <https://zoom.us/j/93648197389>
- **Presentation to City Council - Special City Council Meeting:** 7:30 pm, Wednesday, December 16. Join the meeting: [//zoom.us/j/95426525838](https://zoom.us/j/95426525838)

CCFTF WEBSITE



City Council is considering and accepting public comment on a proposed Development Agreement with Continental Real Estate, Inc., for the Kingsdale Mixed-Use Project proposed at the former Macy's site at Kingsdale, with the last of five public hearings scheduled as follows:

- **Special City Council Meeting – 7:30 pm, Monday, November 30:**  
Second Reading, public hearing, Council action
  - Join the meeting: <https://zoom.us/j/91887548346>

# CityINSIGHT

City of Upper Arlington eNews



## Phase II Survey Findings

Continuing the Task Force's commitment to seeking community feedback, a statistically valid telephone survey of 300 randomly selected registered voters was conducted in mid-November. Once that was completed, an online version was made available to all residents, yielding 1,609 responses. Some key findings include:

- **High Level of Awareness** – 70.5% of respondents had heard some or a lot of information about the study.
- **Strong Support for a Community Center** – 75.1% of respondents are supportive of the City pursuing a community center.
- **Support for Including Senior Center Programming and Facilities** – There is strong support for including Senior Center programming and facilities within a community center, at 69.6%.
- **Preferred Location Identified** – The former Macy's site at Kingsdale is the preferred location, with 74.8% - 82.1% support.
- **Support for Including Revenue Generating Office Space** – 68.3% of respondents expressed support for including office space as a means to offset operating and maintenance costs.
- **Voter Support on a Ballot Issue:**
  - 74.55% of voters would support the City issuing up to \$55 million in bonds—without raising any new taxes—to construct a community center.
  - 63.7% of voters would support a 30-year, 1/2 mill property tax increase.

Click the link below for additional details on the findings and to view the results from both survey versions.

## Upcoming Meeting Dates

Two important dates remain this month, as the Task Force study process nears its end. Please attend and share your thoughts on this important community issue.

### Task Force Meeting of the Whole

**7 pm, Wednesday, December 9**

Join the meeting: <https://zoom.us/j/93648197389>

The Task Force will hear reports from the Facilities and Finance subcommittees, and will vote to approve their recommendations.

### Presentation to City Council - Special City Council Meeting

**7:30 pm, Wednesday, December 16**

Join the meeting: [//zoom.us/j/95426525838](https://zoom.us/j/95426525838)

CCFTF WEBSITE



## COMMUNITY CENTER FEASIBILITY TASK FORCE PHASE II UPDATES

City of Upper Arlington

### Join the Task Force For its Final Meeting

7 pm, Wednesday, December 9, 2020

[Click Here to View the Meeting Agenda](#)

Join the Meeting: [/zoom.us/j/93648197389](https://zoom.us/j/93648197389)

Join by Phone: 877-853-5257 | Meeting ID: 936 4819 7389

Tonight, the Community Center Feasibility Task Force will be meeting to receive final reports from its three subcommittee, as well as to review and vote on a proposed resolution of recommendations to be presented to City Council on December 16. Opportunity for public input will be provided at the end of the meeting prior to the vote of the Task Force. We hope you can join us!

### Special City Council Meeting

7:30 pm, Wednesday, December 16, 2020

Join the Meeting: [/zoom.us/j/95426525838](https://zoom.us/j/95426525838)

Join by Phone: 877-853-5257 | Meeting ID: 954 2652 5839

[uacommunitycenter.com](http://uacommunitycenter.com)



# CityINSIGHT

City of Upper Arlington eNews



### Task Force Recommendations Head to City Council

At its December 9 meeting, the Task Force voted unanimously to adopt a Resolution of Support for the Feasibility of a Community Center for the City of Upper Arlington. Based on its findings from an approximately 18-month study process, some of the key Task Force conclusions and recommendations include:

- It is feasible for the City to construct, operate and maintain a community center
- It should include program space for seniors, thereby replacing the current Senior Center on Ridgeview Road
- The former Macy's site at Kingsdale is the preferred location
- Based on detailed financial analysis, a community center is possible without an increase in taxes

[View the December 9 Meeting Video](#)

[View the December 9 Meeting Presentation](#)

### Special City Council Meeting

7:30 pm, Wednesday, December 16

Join the meeting: [/zoom.us/j/95426525838](https://zoom.us/j/95426525838)

The Task Force is scheduled to make a presentation to City Council at a Special Meeting scheduled for Wednesday, December 16. A public hearing on this issue will immediately follow the presentation, so please tune in and submit a speaker slip to address the Council on this important community issue.

Thereafter, a final report from the Task Force will be presented to Council in the New Year, at which time Council is expected to deliberate on putting this issue to a vote of the residents next May.

[CCFTF WEBSITE](#)