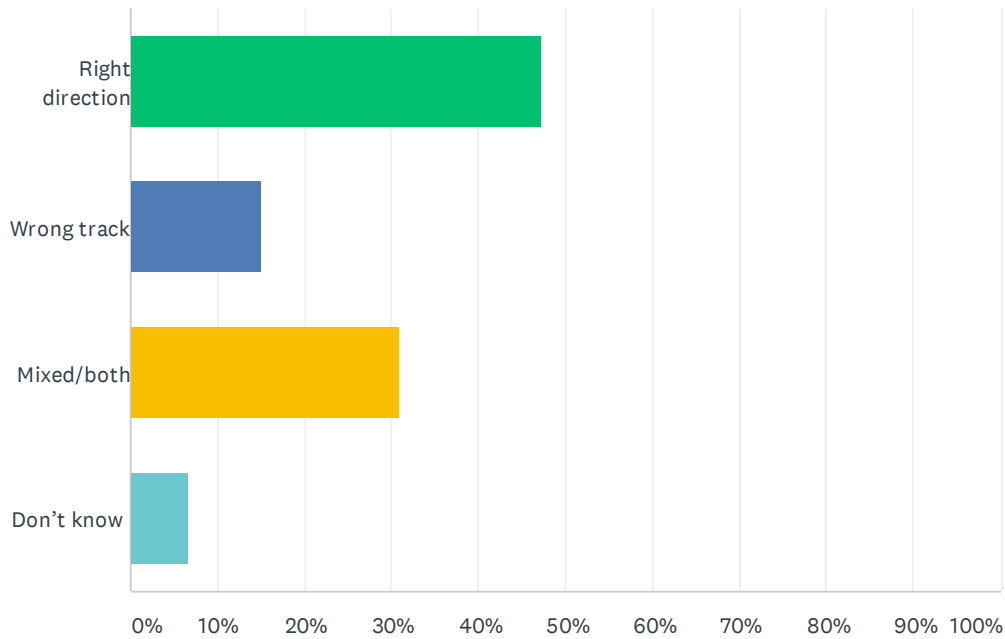


# Q1 Generally speaking, would you say that the City of Upper Arlington is going in the right direction, or has it gotten off onto the wrong track?

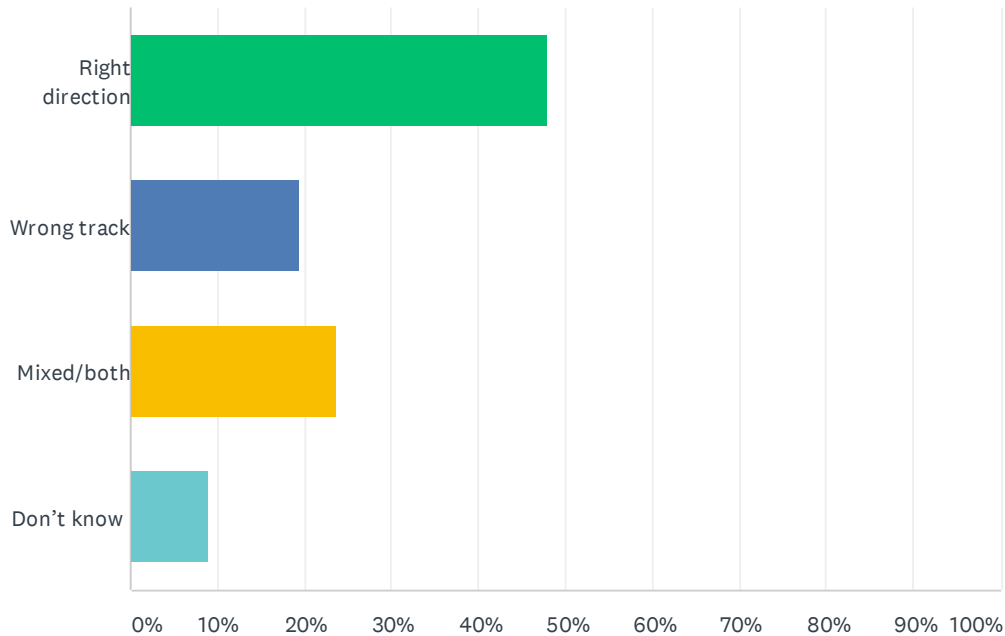
Answered: 1,597 Skipped: 12



ANSWER CHOICES	RESPONSES	
Right direction	47.28%	755
Wrong track	15.15%	242
Mixed/both	30.87%	493
Don't know	6.70%	107
<b>TOTAL</b>		<b>1,597</b>

## Q2 Generally speaking, would you say that the Upper Arlington School District is going in the right direction, or has it gotten off onto the wrong track?

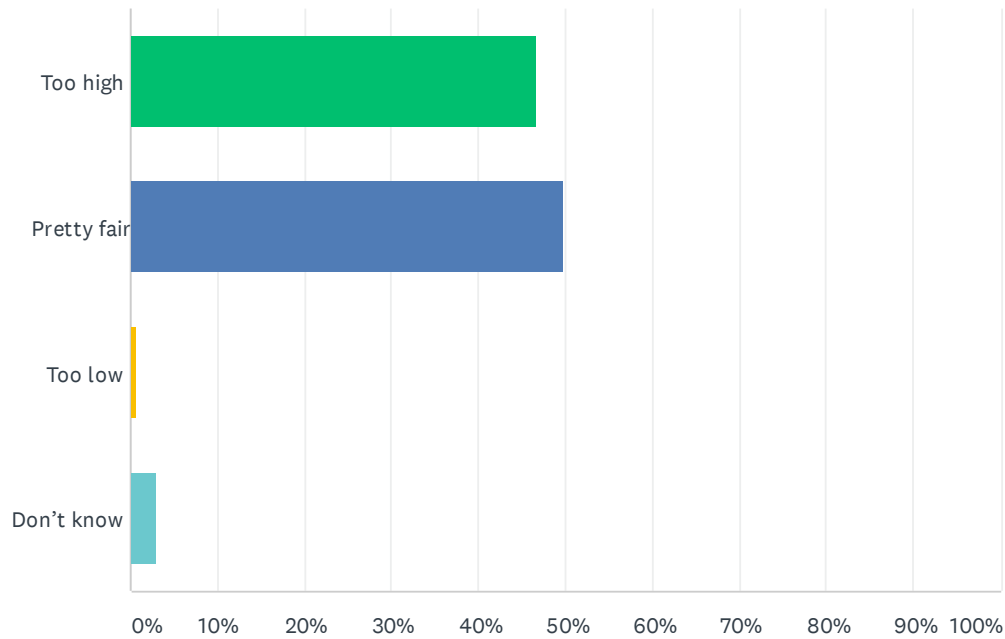
Answered: 1,589 Skipped: 20



ANSWER CHOICES	RESPONSES
Right direction	47.95% 762
Wrong track	19.51% 310
Mixed/both	23.54% 374
Don't know	9.00% 143
<b>TOTAL</b>	<b>1,589</b>

### Q3 Would you say that property taxes in Upper Arlington are too high, mostly pretty fair or too low?

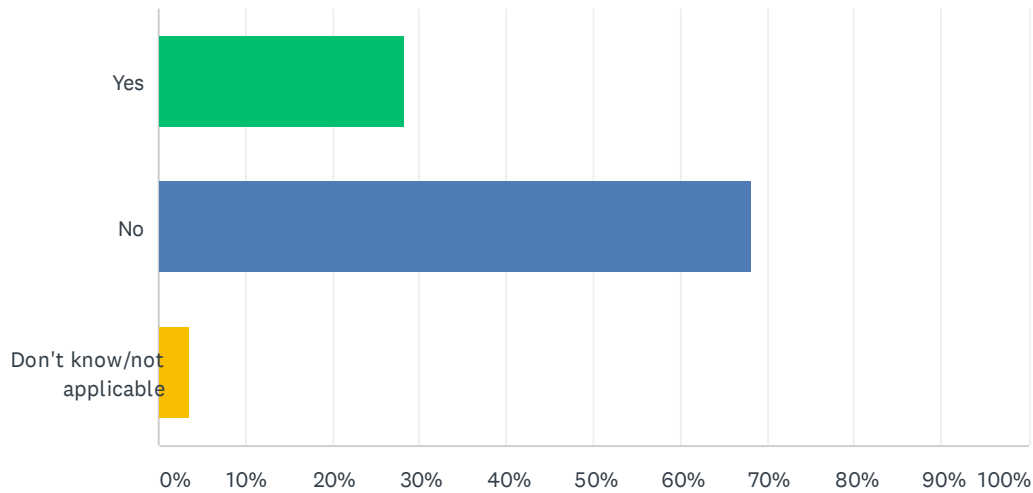
Answered: 1,600 Skipped: 9



ANSWER CHOICES	RESPONSES	
Too high	46.69%	747
Pretty fair	49.81%	797
Too low	0.63%	10
Don't know	2.88%	46
<b>TOTAL</b>		<b>1,600</b>

### Q4 As a result of the coronavirus, have you or has anyone in your household lost employment or income during the pandemic?

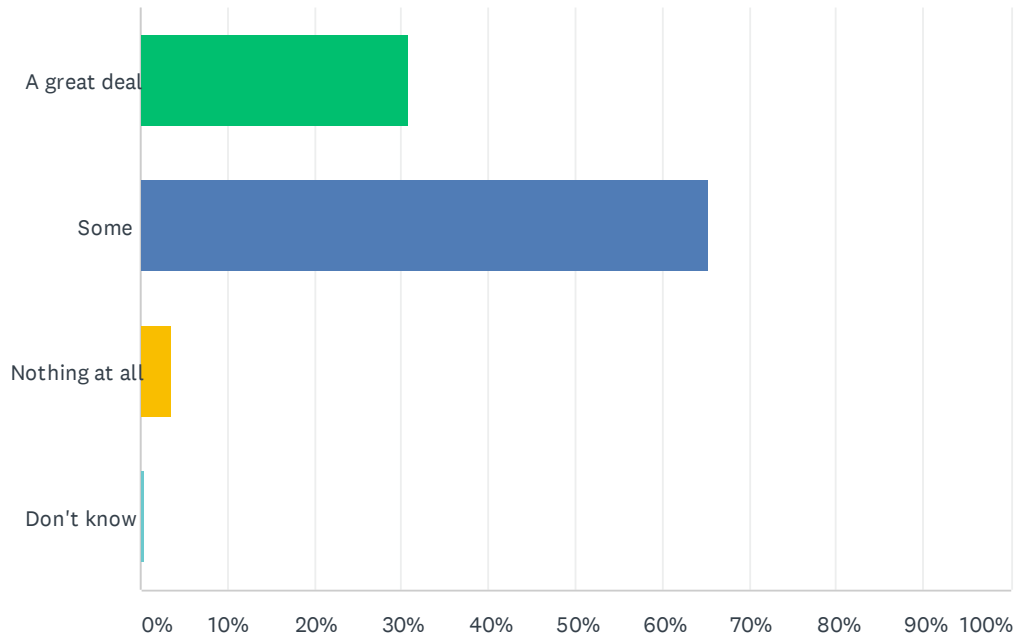
Answered: 1,599 Skipped: 10



ANSWER CHOICES	RESPONSES	
Yes	28.14%	450
No	68.29%	1,092
Don't know/not applicable	3.56%	57
<b>TOTAL</b>		<b>1,599</b>

### Q5 How much news and information have you heard, read or seen about this matter? Is it a lot of news and information, some news and information or nothing at all?

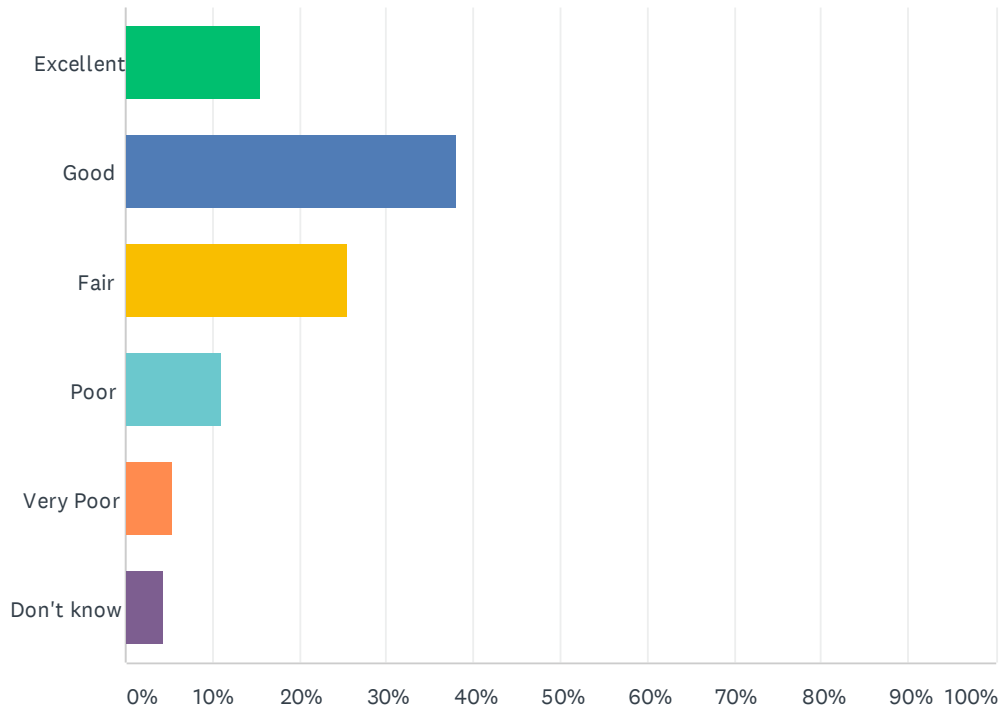
Answered: 1,604 Skipped: 5



ANSWER CHOICES	RESPONSES	
A great deal	30.80%	494
Some	65.27%	1,047
Nothing at all	3.55%	57
Don't know	0.37%	6
<b>TOTAL</b>		<b>1,604</b>

**Q6 As options for the proposed community center have been explored, how would you rate the job that has been done to seek input from the community? Would you say it was excellent, good, fair, poor or very poor?**

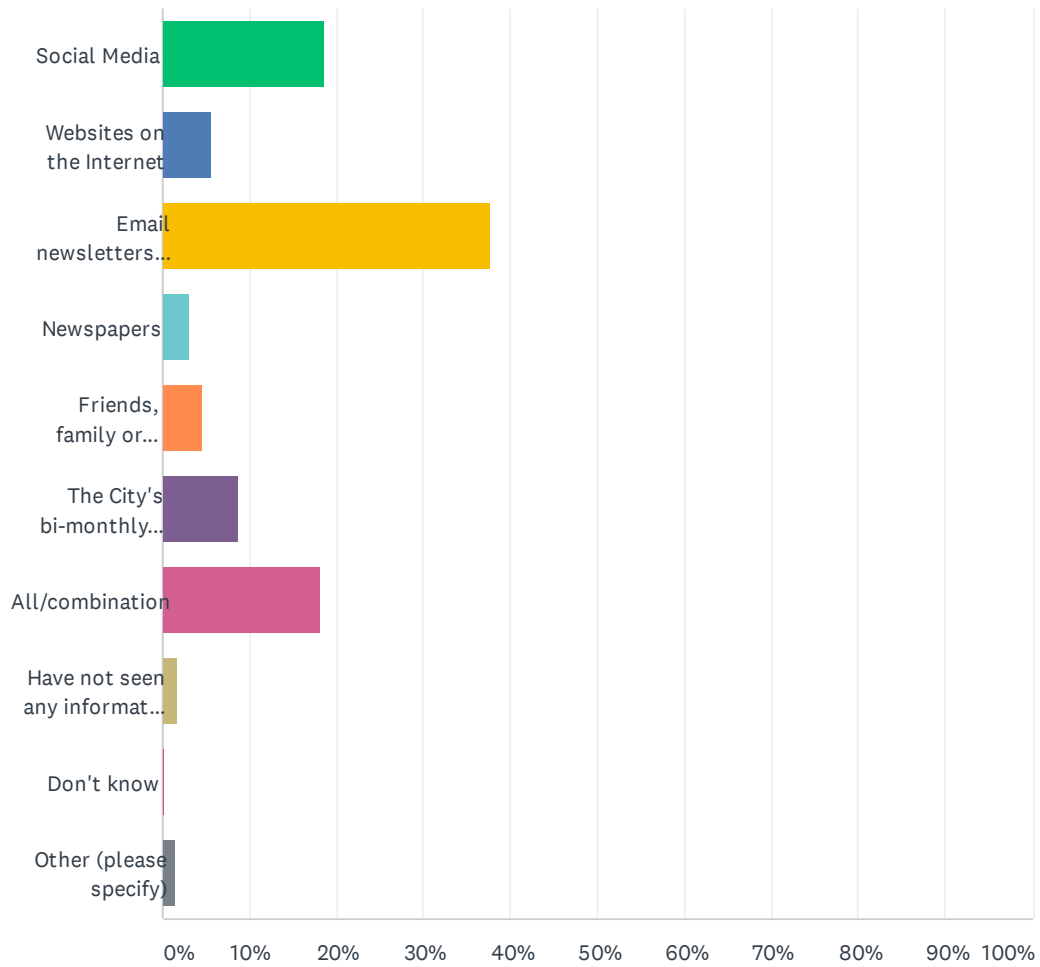
Answered: 1,602 Skipped: 7



ANSWER CHOICES	RESPONSES
Excellent	15.48% 248
Good	38.01% 609
Fair	25.59% 410
Poor	11.11% 178
Very Poor	5.37% 86
Don't know	4.43% 71
<b>TOTAL</b>	<b>1,602</b>

### Q7 Where have you gotten most of your information about the plans for the proposed community center? Is it from...

Answered: 1,600 Skipped: 9



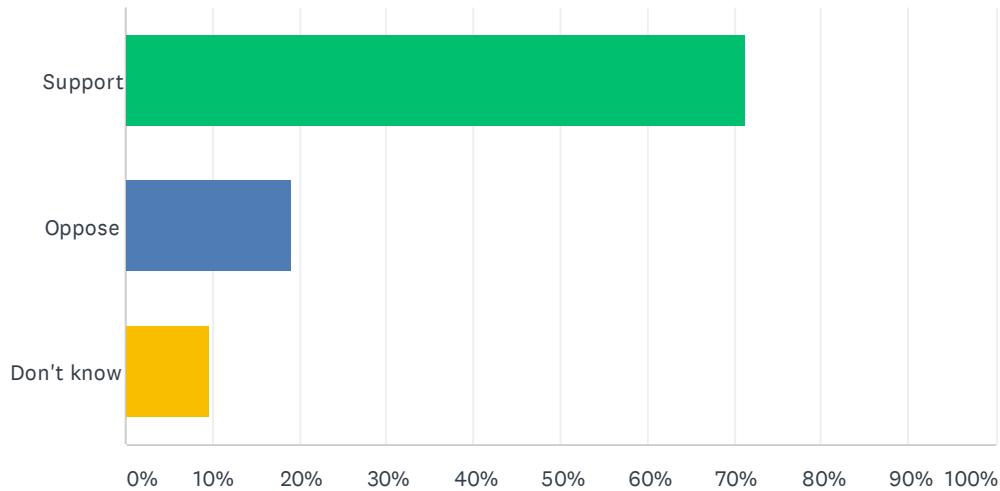
## Community Center Feasibility Task Force Phase II Resident Survey

ANSWER CHOICES	RESPONSES	
Social Media	18.69%	299
Websites on the Internet	5.63%	90
Email newsletters from the city	37.63%	602
Newspapers	3.06%	49
Friends, family or neighbors	4.50%	72
The City's bi-monthly newsletter, which is sent in the mail	8.88%	142
All/combination	18.13%	290
Have not seen any information about it	1.75%	28
Don't know	0.25%	4
Other (please specify)	1.50%	24
<b>TOTAL</b>		<b>1,600</b>



### Q8 Based on what you know at this time, do you support or oppose having the city construct a community center for athletics & fitness, arts, recreation and civic uses in Upper Arlington?

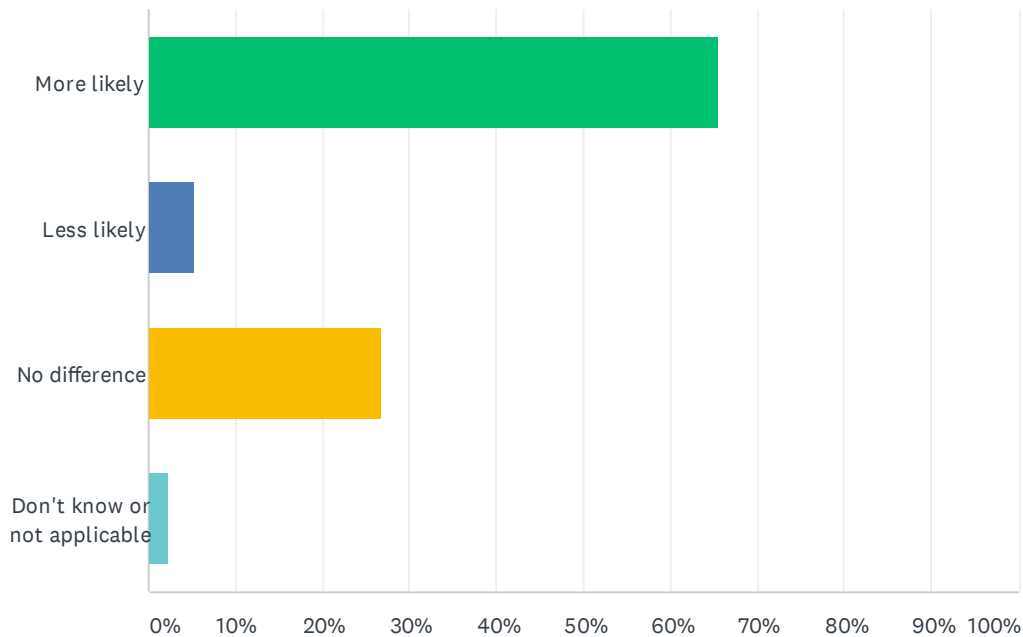
Answered: 1,604 Skipped: 5



ANSWER CHOICES	RESPONSES
Support	71.32% 1,144
Oppose	19.14% 307
Don't know	9.54% 153
<b>TOTAL</b>	<b>1,604</b>

Q9 If you learned that, in addition to the various programs being offered, the proposed community center will have dedicated space and programming for seniors, indoor swimming facilities, teen programs, gymnasiums for indoor sports, fitness facilities and running track, and gathering and meeting spaces, would you be more or less likely to support having the city construct a community center for athletics & fitness, arts, recreation and civic uses in Upper Arlington, or would it make no difference in your opinion?

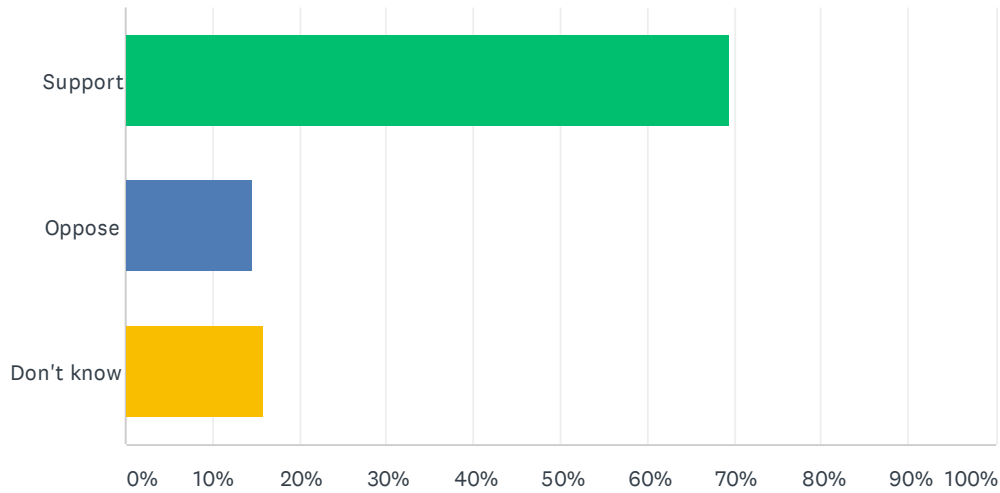
Answered: 1,598 Skipped: 11



ANSWER CHOICES	RESPONSES	
More likely	65.58%	1,048
Less likely	5.32%	85
No difference	26.78%	428
Don't know or not applicable	2.32%	37
<b>TOTAL</b>		<b>1,598</b>

### Q10 Do you support or oppose incorporating the City-funded programming and facilities of the Upper Arlington Senior Center into the proposed community center, as well?

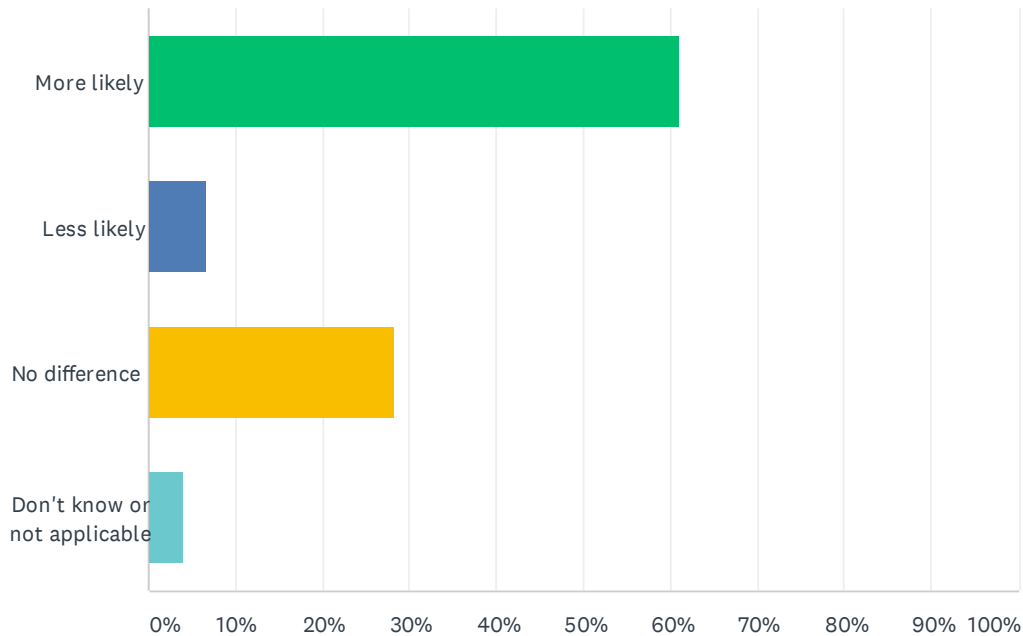
Answered: 1,599 Skipped: 10



ANSWER CHOICES	RESPONSES	
Support	69.48%	1,111
Oppose	14.63%	234
Don't know	15.88%	254
<b>TOTAL</b>		<b>1,599</b>

Q11 If you learned that, because of the building’s age and condition...the Upper Arlington Senior Center will have to be rebuilt in the next few years...would you be more or less likely to support incorporating the City-funded programming and facilities of the Upper Arlington Senior Center into the proposed community center, or would it make no difference in your opinion?

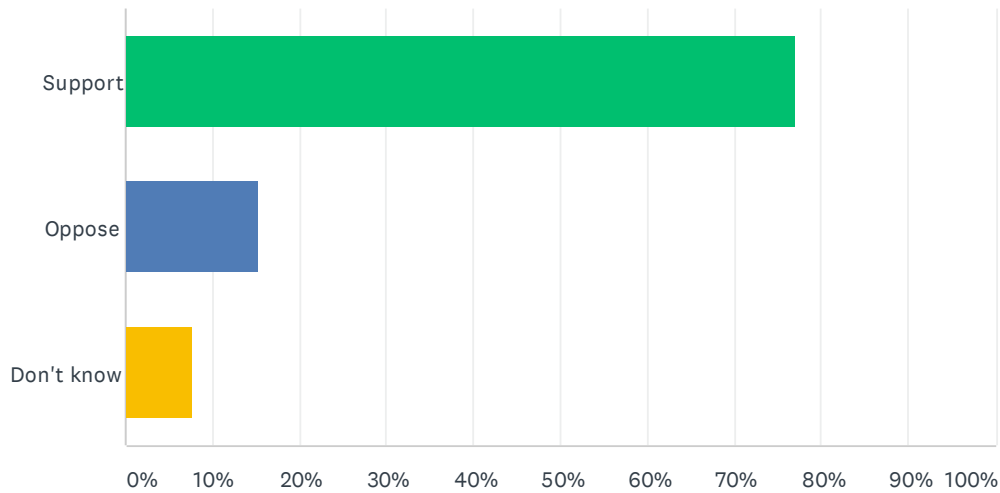
Answered: 1,601 Skipped: 8



ANSWER CHOICES	RESPONSES	
More likely	61.15%	979
Less likely	6.68%	107
No difference	28.29%	453
Don't know or not applicable	3.87%	62
<b>TOTAL</b>		<b>1,601</b>

## Q12 Do you support or oppose locating the proposed new community center at the former Macy's site at Kingsdale?

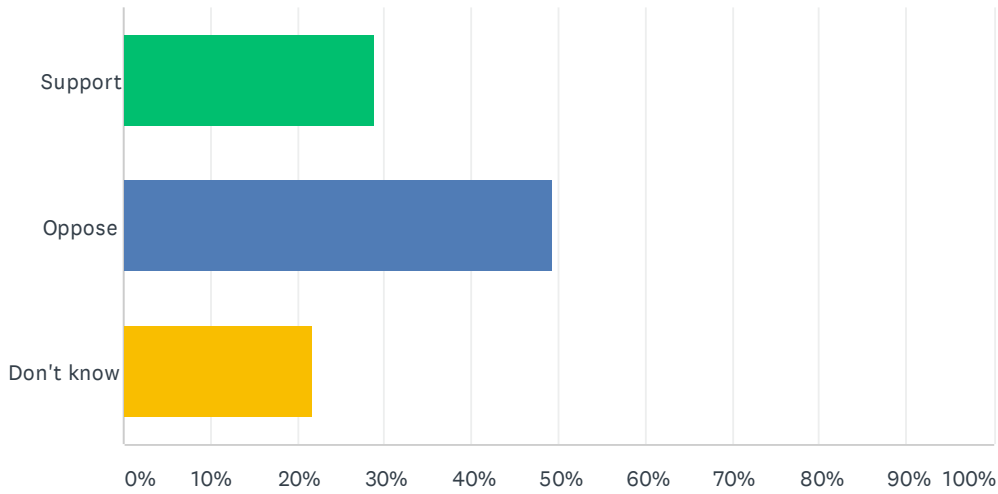
Answered: 1,603 Skipped: 6



ANSWER CHOICES	RESPONSES	
Support	76.98%	1,234
Oppose	15.22%	244
Don't know	7.80%	125
TOTAL		1,603

**Q13 Do you support or oppose locating the proposed new community center at the site of current city administration building (Municipal Services Center) on Tremont Road, which would require a new consolidated building to be constructed so the site could accommodate both the community center and city offices?**

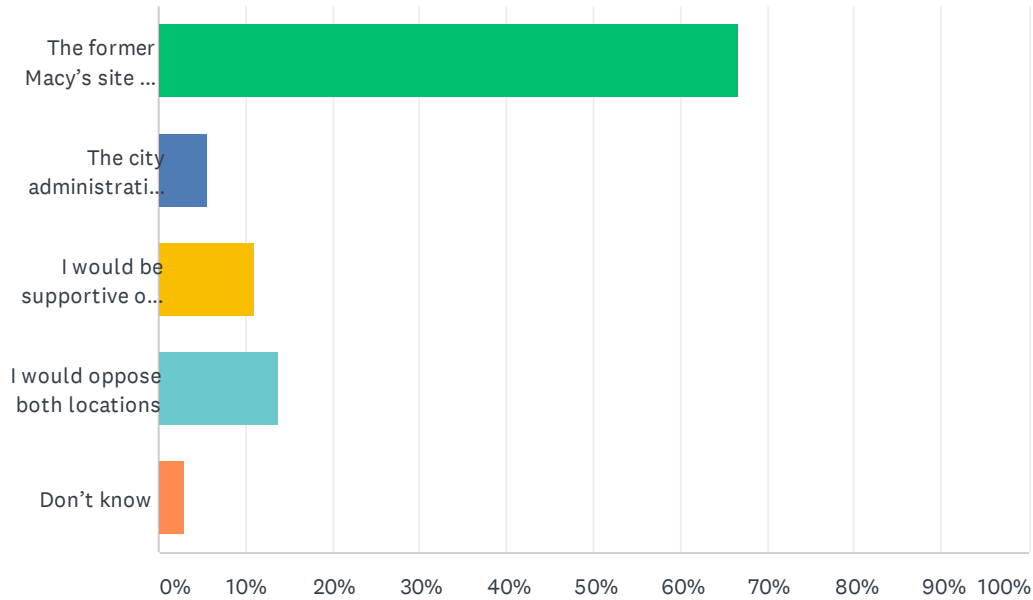
Answered: 1,603 Skipped: 6



ANSWER CHOICES	RESPONSES	
Support	28.95%	464
Oppose	49.28%	790
Don't know	21.77%	349
<b>TOTAL</b>		<b>1,603</b>

Q14 Initial cost estimates for the two options indicate that a community center at Kingsdale would cost the city about \$50 million and at the city administration building (Municipal Services Center) on Tremont Road, it would cost the city approximately \$75 million because of the need to accommodate both the community center and city offices. With this information in mind, which option would you be more likely to support?

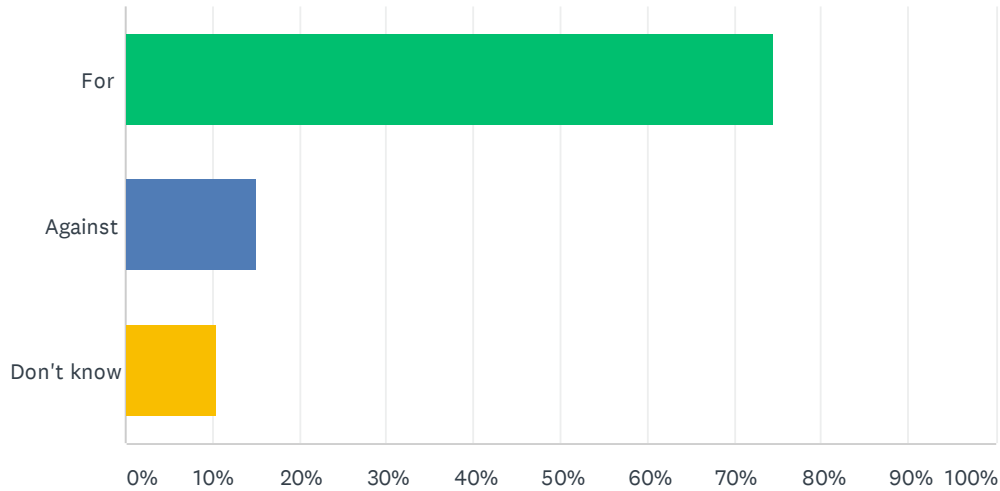
Answered: 1,605 Skipped: 4



ANSWER CHOICES	RESPONSES	
The former Macy's site at Kingsdale	66.73%	1,071
The city administration building on Tremont Road	5.55%	89
I would be supportive of either location	11.03%	177
I would oppose both locations	13.83%	222
Don't know	2.87%	46
<b>TOTAL</b>		<b>1,605</b>

**Q15 Would you vote for or against authorizing the city to issue up to \$55 million in bonds that would be repaid through existing revenues, without raising any new taxes, for the purpose of constructing a community center?**

Answered: 1,603 Skipped: 6

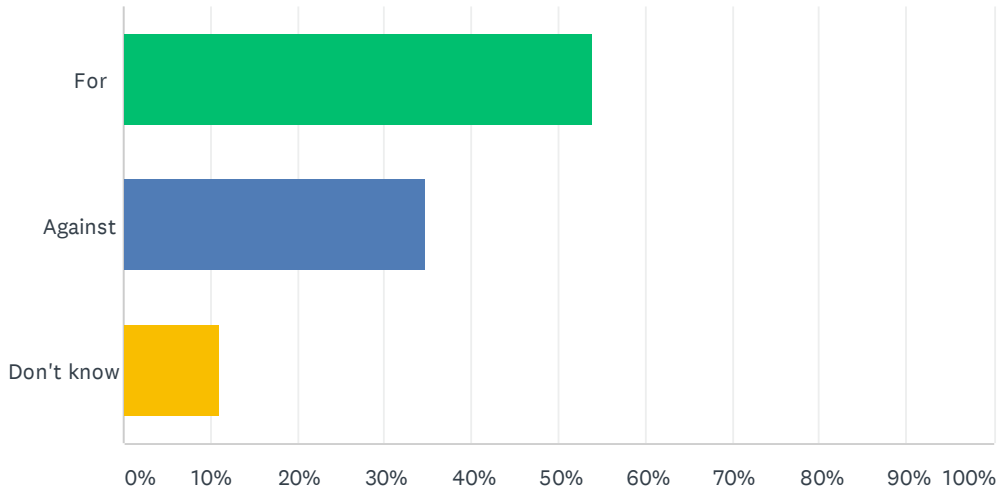


ANSWER CHOICES	RESPONSES	
For	74.55%	1,195
Against	15.03%	241
Don't know	10.42%	167
<b>TOTAL</b>		<b>1,603</b>



Q16 Would you vote for or against authorizing the city to levy a 30-year, one-half mill property tax, which would cost property owners about \$18 dollars each year in additional taxes for each \$100,000 dollars of property value, for the purpose of constructing a community center?

Answered: 1,603 Skipped: 6



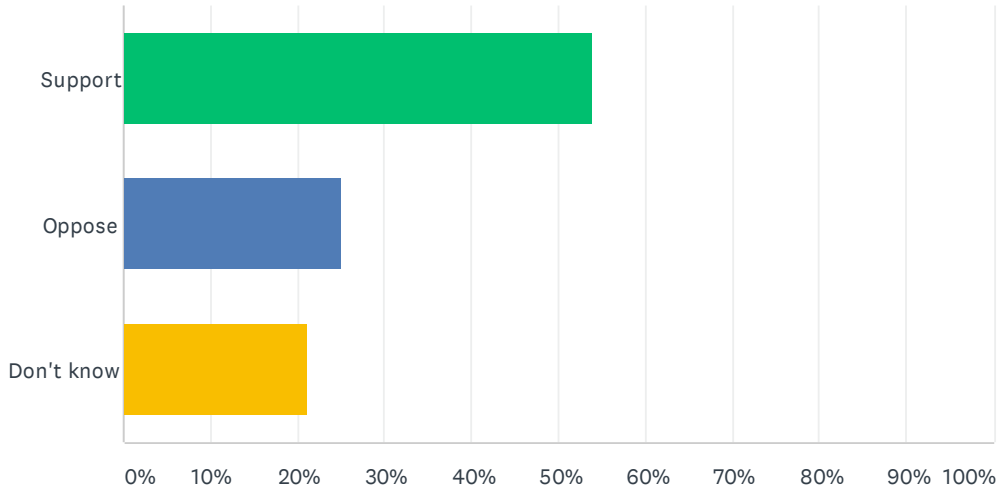
ANSWER CHOICES	RESPONSES
For	54.02% 866
Against	34.81% 558
Don't know	11.17% 179
TOTAL	1,603

**Q17 What is the biggest reason that you would vote against both of these issues?**

Answered: 1,127 Skipped: 482

### Q18 Would you support or oppose including office space in the community center that could be rented to private businesses and tenants, in order to generate revenue and offset operating and maintenance costs?

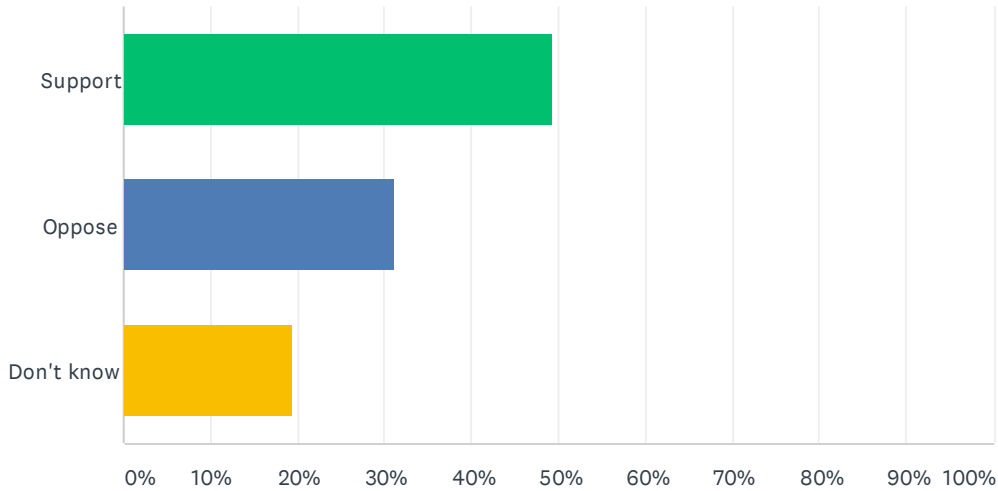
Answered: 1,601 Skipped: 8



ANSWER CHOICES	RESPONSES
Support	53.90% 863
Oppose	25.05% 401
Don't know	21.05% 337
TOTAL	1,601

**Q19 Would you support or oppose including medical facilities and offices in the community center for private healthcare providers that serve local residents, such as doctors' offices, physical therapy practices and other services?**

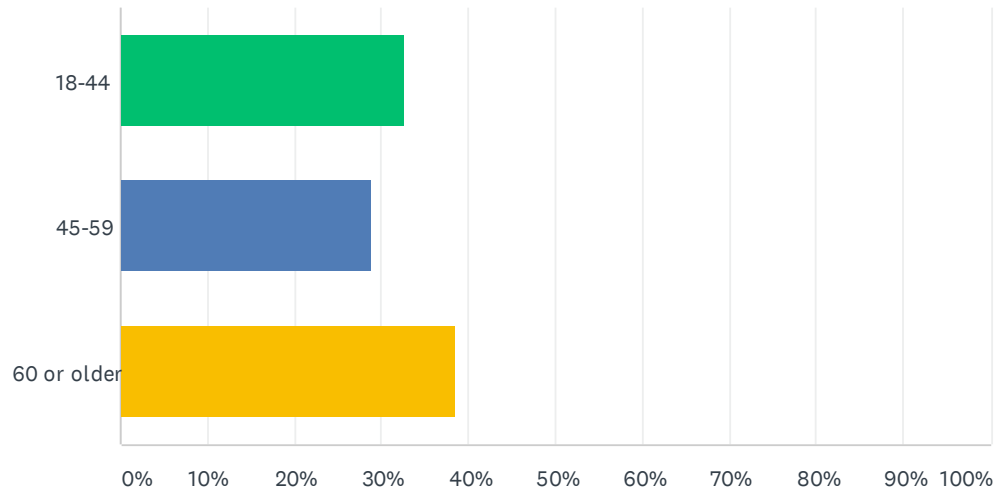
Answered: 1,597 Skipped: 12



ANSWER CHOICES	RESPONSES	
Support	49.41%	789
Oppose	31.12%	497
Don't know	19.47%	311
<b>TOTAL</b>		<b>1,597</b>

## Q20 Indicate which age group applies to you:

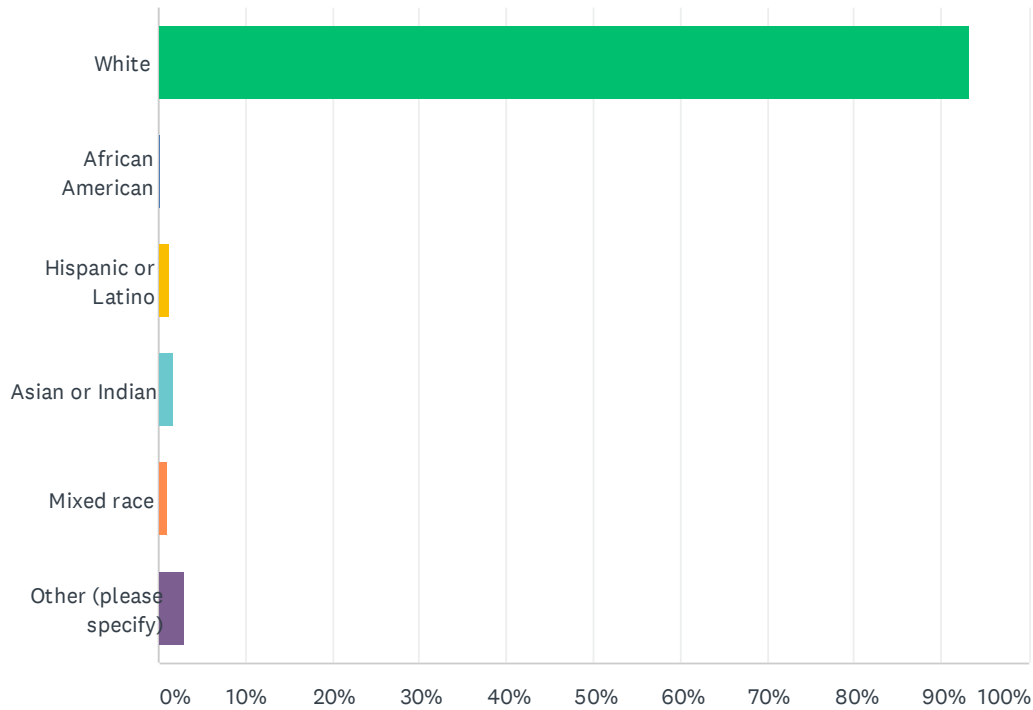
Answered: 1,589 Skipped: 20



ANSWER CHOICES	RESPONSES	
18-44	32.60%	518
45-59	28.95%	460
60 or older	38.45%	611
TOTAL		1,589

## Q21 Which of the following do you consider to be your main race?

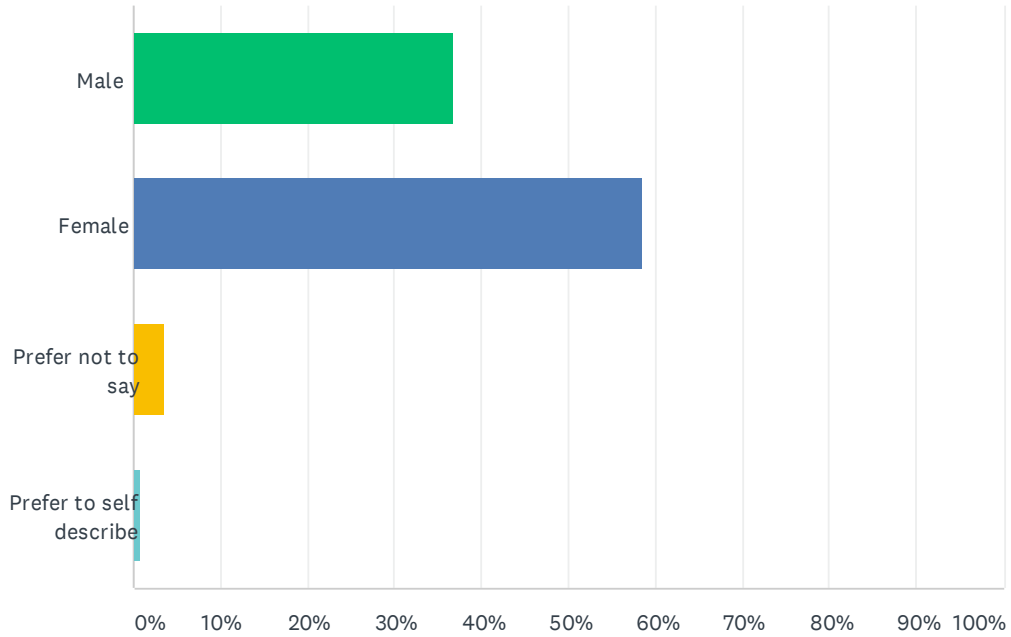
Answered: 1,575 Skipped: 34



ANSWER CHOICES	RESPONSES	
White	93.40%	1,471
African American	0.25%	4
Hispanic or Latino	1.21%	19
Asian or Indian	1.71%	27
Mixed race	1.08%	17
Other (please specify)	2.92%	46
Total Respondents: 1,575		

## Q22 What is your gender identity?

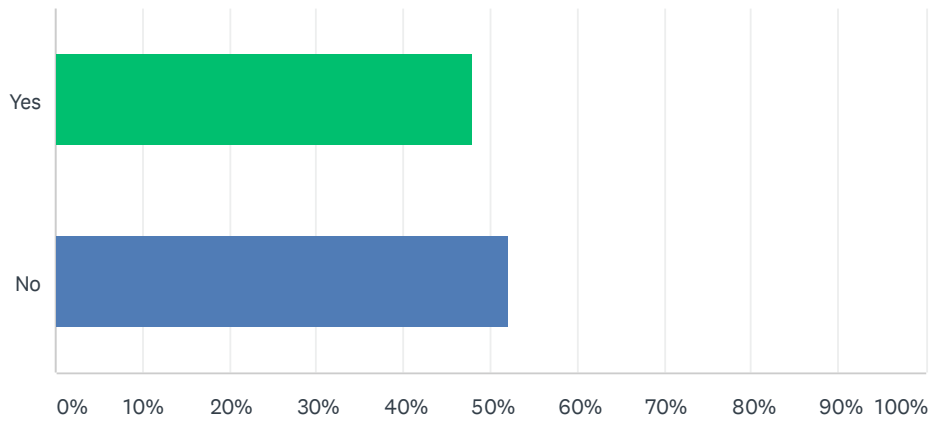
Answered: 1,584 Skipped: 25



ANSWER CHOICES	RESPONSES	
Male	36.87%	584
Female	58.65%	929
Prefer not to say	3.60%	57
Prefer to self describe	0.88%	14
<b>TOTAL</b>		<b>1,584</b>

## Q23 Do you currently have any children in your household under 18 years of age?

Answered: 1,594 Skipped: 15

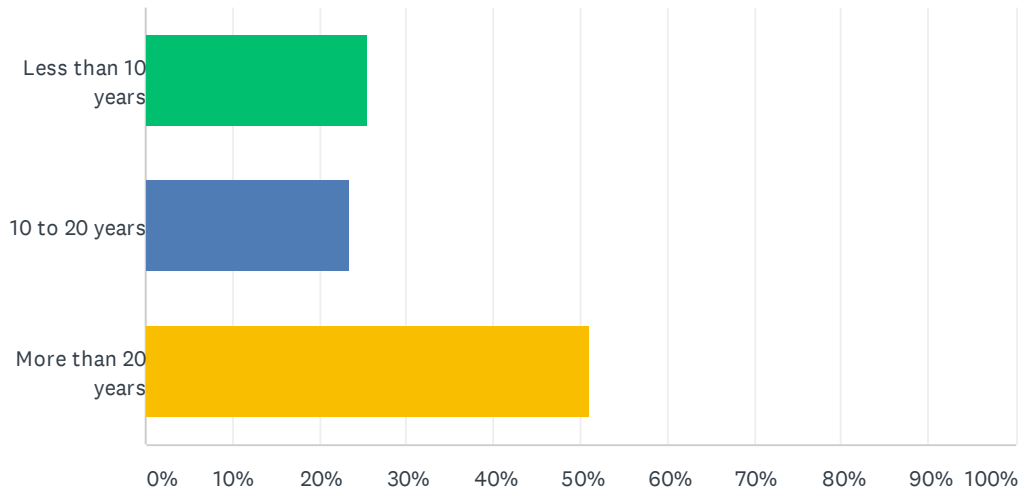


ANSWER CHOICES	RESPONSES	
Yes	47.80%	762
No	52.20%	832
TOTAL		1,594



## Q24 How long have you lived in the City of Upper Arlington

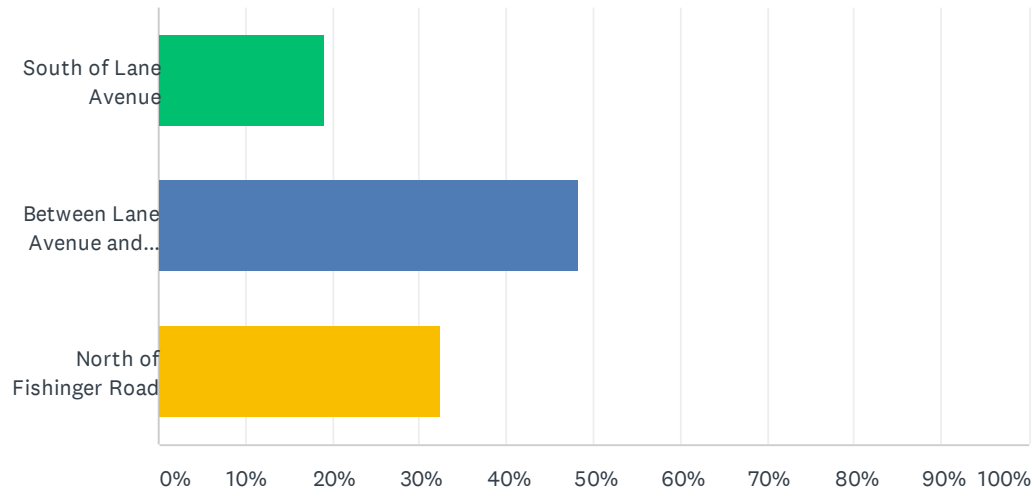
Answered: 1,600 Skipped: 9



ANSWER CHOICES	RESPONSES	
Less than 10 years	25.44%	407
10 to 20 years	23.44%	375
More than 20 years	51.13%	818
TOTAL		1,600

## Q25 Where do you live?

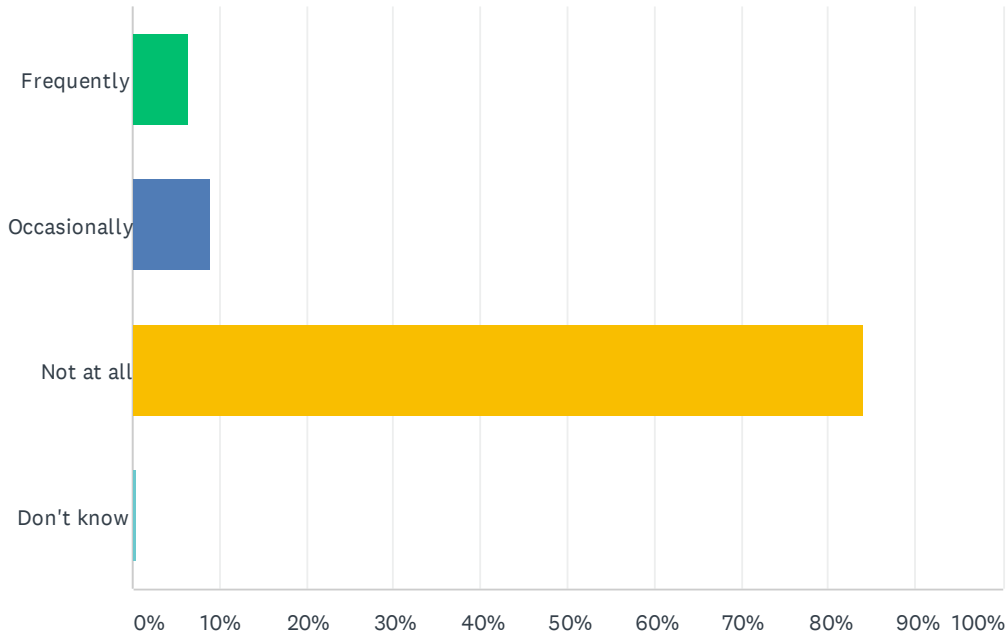
Answered: 1,584 Skipped: 25



ANSWER CHOICES	RESPONSES	
South of Lane Avenue	19.07%	302
Between Lane Avenue and Fishinger Road	48.42%	767
North of Fishinger Road	32.51%	515
<b>TOTAL</b>		<b>1,584</b>

Q26 Although the pandemic may have temporarily changed your habits, in general, how often do you use or visit the Upper Arlington Senior Center, which is located on Ridgeview Road? Would you say you use or visit it frequently, occasionally or not at all?

Answered: 1,601 Skipped: 8



ANSWER CHOICES	RESPONSES	
Frequently	6.50%	104
Occasionally	8.99%	144
Not at all	84.01%	1,345
Don't know	0.50%	8
<b>TOTAL</b>		<b>1,601</b>